TEXT SUMMARY - ORDNANCE DEPARTMENT - JUNE 11, 1942

Source of Information: Ordnance Department and Statistical Service, SOS

6,000,000 POUNDS OF BOMBS

British sources claim that in the recent "blitz" on Cologne 6,000,000 pounds of demolition bombs were dropped in one night.

The following comparisons are of interest:

(1) Demolition bombs in depots in the United States on June 1 were in quantities sufficient to carry out 26 such raids.

(2) It required the first four days of May to produce sufficient bombs for a raid of this proportion.

(3) Based on 60-40 amatol loading, more than enough TNT to load bombs for a raid of this scope is being produced daily in U. S. plants.

EXPLOSION AT THE ELWOOD ORDNANCE WORKS

Recent reports indicate that the group II line of the Elwood Ordnance Works has been temporarily closed down by the explosion which occurred there last week. This line has been utilized for the loading of 155mm thru 240mm ammunition and 100-pound, 250-pound, and 300-pound demolition bombs.

Previous studies indicate that sufficient loading capacity will still be available to continue meeting schedules necessary to achieve Army Supply Program requirements until the Elwood line is back in production.

LIMITING FACTORS IN PRODUCTION

At the outset of the war program emphasis was put on Congressional appropriations and then on the guns, planes, tanks and other munitions which funds could buy. Limiting factors of production were considered merely as bottlenecks. More recently certain limiting factors have appeared to be basic elements of control, not to be cleared up merely by better management. Among these are raw materials, machine tools, labor, and transportation. Further expansion in the building of new facilities seems hardly feasible until it can be determined exactly what limitation these factors will have on future production.

SUMMARY OF THE ORDNANCE MEETINGS HELD MAY 21, 1942

At the monthly Ordnance Conference of May 21, a number of critical situations were considered and discussed. Others will require further attention, as indicated by a study of the minutes:

Ammunition

1. A shortage of toluol is anticipated which may make it necessary to operate new TNT plants at partial capacity.

2. To conserve raw materials a better balance is needed between various ammunition components.

3. More armor-piercing cap shot is needed to take the place of the less effective armor-piercing shot.

4. Production of small arms ammunition is controlled by the availability of brass or powder. The present brass shortage challenges the feasibility of converting excess 20mm powder production to rifle powder.

5. Certain types of steel for newly developed cartridge cases will be difficult to procure.

Artillery

1. There is a question as to how the excess capacity of production of 20mm aircraft guns can be used to best advantage.

2. It is estimated that half the 40mm guns now planned for production will not have directors.

3. There is an inadequate supply of height finders for the 90mm antiaircraft guns.

4. Suppliers of 37mm antiaircraft mounts and carriages report uncertainty as to receipt of vital materials.

Tank and Combat Vehicles

1. The program as a whole is limited by transmissions, of which an inadequate number are now scheduled.

2. There is a possible shortage of engines of newer types.

3. The shortage of armor plate has been partially alleviated by the planned production from additional new facilities.

Small Arms

1. Shortages of materials threaten to shut down the manufacture of machine gun mounts.

2. There is a problem of balancing 1942 production of substitute shoulder weapons to meet shortages in carbines and M1903 rifles.

ORDNANCE DEPARTMENT - LAGS IN REQUIRED PRODUCTION - MAY 31, 1942

Source of Information: Ordnance Department, Monthly Status Report

The tabulation below lists selected items which are shown in the May 31, 1942 Status Report, Equipment Section, Army Supply Program and on which less than 20 percent of the 1942 required production has been delivered.

EQUIPMENT

Item	Required production 1942	Del. Jan 1-May 31		Item	Required production 1942	Del. Jan 1-May 31	
		Number	Percent			Number	Percent
Unit, generating, 37 & 40mm	25,090	4,725	19	Finder, height, AA	942	73	8
System, remote cont., 37mm	4,008	662	17	Car, scout, M3A1	9,406	685	7
M.G., cal.50, HB, flex.	73,996	11,751	16	Gun, 37mm, AT, SP	2,539	157	6
M.G., cal.30, M1917A1	14,626	2,116	14	Pistol, cal.45, M1911A1	468,212	27,724	6
Howitzer, 75mm, M1A1, pack	1,213	172	14	Gun, 40mm, AA	11,100	558	5
Howitzer, 105mm, SP	2,782	391	14	Inst., obs. AA, BC, M1	1,231	52	4
Inst., az. degrees, M1910A1	3,067	429	14	Director, M5, 37 & 40mm	15,297	481	3
Director, M6, 37 & 40mm	3,470	435	13	Carbine, cal.30, M1	1,077,808	20	(a)
Director, 3" 7 90mm	988	129	13	Bayonet, M1905	767,571	1,145	(a)
Mount, cal.50, AA	23,183	2,894	12	Car, armored, light	5,500	0	0
System, remote cont., 90mm	1,156	137	12	Car, armored, medium	1,937	0	0
Truck, artillery repair	96	11	11	Gun, 57 or 75mm, AT, SP	1,813	0	0
Truck, instr. repair	62	7	11	Equip. cont., cal.50, AA	1,687	0	0
Rifle, cal.30, M1903	979,000	105,385	11	Car, armored, heavy	1,000	0	0
Gun, 37mm, AA	3,500	354	10	Tank, aero	770	0	0
System, remote cont., 40mm	11,118	994	9	Tank, heavy	115	0	0

AMMUNITION

Item	Required production 1942	Del. Jan 1-May 31		Item	Required production 1942	Del. Jan 1-May 31	
		Number	Percent			Number	Percent
Cart., tracer, cal.30 *	917,075	168,950	18	Cart., tracer, cal.50 *	474,055	29,182	6
Bomb, GP, 250#, M57	1,251,591	207,951	17	Bomb, chem., HS, 100#, M47A1	2,104,124	107,383	5
Shell, HE, M48, nc, 75mm	8,920,641	1,348,452	15	Cart., incend. cal.30 *	337,703	12,939	4
Link, met. belt, cal.50 *	2,765,443	414,888	15	Shell, HE, M1A2, 40mm, AA	24,359,713	1,032,035	4
Canister, 37mm, tank	1,852,720	250,354	14	Cart., HE, incend. 20mm, AC*	43,508	1,617	4
Shell, WP, M57, 81mm	550,297	79,727	14	Shell, HE, M42, 3", T & AT	841,706	29,880	4
Cart., AP, cal.50 *	1,601,821	195,108	12	Bomb, GP, 1000#, M44	723,849	19,562	3
Shell, HE, M63, 37mm, T & AT	14,329,033	1,677,041	12	Cart., incend. cal.50 *	284,620	7,946	3
Shell, HE, M71, 90mm, AA	6,818,190	804,874	12	Bomb, SAP, 500#, M58	490,600	3,744	1
Shell, WP, M60, 105mm how.	1,273,642	154,435	12	Shell, SAP, M112, 155mm	236,700	1,341	1
Shot, AP, M80, 37mm, AC	567,475	60,605	11	Cart., carbine, cal.30 *	532,755	1,891	(a)
Shell, HE, M56, 81mm	999,485	89,292	9	Shot, AP, M59, 37mm, AA	1,215,070	0	0
Cart., ball, cal.45 *	3,297,070	296,621	9	Shot, AP, M75, 20mm, AC *	35,522	0	0
Cart., AP, cal.30 *	1,716,054	143,716	8	Shot, AP, M62, 3", T & AT	2,313,690	0	0
Link, met. belt, cal.30 *	2,578,562	188,230	7	Shell, HE, M107, 155mm how.	1,994,880	0	0
Bomb, GP, 2000#, M34	38,234	2,522	7	Bomb, SAP, 1000#, M59	289,428	0	0

(a) Less than one percent.

* Thousands.

REVISIONS IN ARMY SUPPLY PROGRAM - MAY 29, 1942

Source of Information: Army Supply Programs of April 6 and May 18, 1942

EQUIPMENT

Item	Production Objectives - 1942 As of April 6	As of May 29	Percent of change
M.G., cal.30, AC	96,700	114,957	+19
M.G., cal.30, M1917A1	36,687	14,626	-60
M.G., cal.30, M1919A4, flex.	73,494	95,555	+30
M.G., cal.50, AC	142,046	188,488	+33
M.G., cal.50, fix. & flex.	68,061	74,261	+ 9
Pistol, auto., cal.45	547,421	468,212	-14
Gun, 20mm, AC	47,473	41,710	-12
Gun, 37mm, AC	3,683	4,983	+35
Gun, 37mm, tank, M5 & M6	20,763	19,763	-5
Gun, 40mm, AA, SP	3,100	0	-100
Gun, 40mm, auto., AA, M1	8,000	11,100	+39
Gun, 57mm, AT, SP	2,054	1,813	-12
Gun, 57mm, tank	0	1,000	+100
Gun, 90mm, AA, mobile	2,800	2,750	-2
Gun, 155mm, field, HS	419	552	+32
Gun, 155mm, M1	119	458	+285
Gun, 8", field	28	41	+46
Car, armored, light, T22-T23	6,000	5,500	-8
Carrier, personnel, M3	8,925	4,547	-49
Tank, aero	1,070	770	-28
Trackless tank, T13	0	500	+100
Tractor, medium, M1	6,760	960	-86
Tractor, heavy, M1	6,758	1,980	-71
Tractor, amphibian	0	300	+100
Truck, wrecking, M1	1,191	1,251	+5
Truck, spare parts, M1	574	694	+21
Inst., binaural training	229	11	-95
Inst., flank spotting	1,071	0	-100
Rule, flank spotting	358	0	-100
Locator, sound, M2	2,311	930	-60

AMMUNITION

Item	Production Objectives - 1942 As of April 6	As of May 29	Percent of change
Cart., ball, cal.30 *	5,049,884	5,347,920	+6
Cart., AP, cal.30 *	2,040,850	1,716,054	-16
Cart., tracer, cal.30 *	1,026,895	917,075	-11
Cart., incend., cal.30 *	439,479	337,703	-23
Cart., ball, cal.45 *	2,962,037	3,297,070	+11
Cart., tracer, cal.45 *	335,033	0	-100
Cart., ball, cal.50 *	88,435	87,220	-1
Cart., AP, cal.50 *	1,763,789	1,601,821	-9
Cart., tracer, cal.50 *	586,639	474,055	-19
Cart., incend., cal.50 *	366,413	284,620	-22
Link, met. belt, cal.30 *	2,484,262	2,578,562	+4
Link, met. belt, cal.50 *	2,740,909	2,765,443	+1
Bomb, frag., 20#, M41	2,156,654	1,227,196	-43
Bomb, GP, 100#, M30	1,635,433	1,897,371	+16
Bomb, chem., 100#, M47A1	2,761,600	2,104,124	-24
Bomb, GP, 250#, M57	1,351,288	1,251,591	- 7
Bomb, GP, 500#, M43	556,746	814,714	+46
Bomb, SAP, 500#, M58	728,277	490,600	-33
Bomb, GP, 1000#, M44	707,140	723,849	+2
Bomb, SAP, 1000#, M59	256,889	289,428	+13
Bomb, GP, 2000#, M34	42,563	38,234	-10
Cart., incend., 20mm, AC	52,765,788	43,507,820	-18
Shot, M75, 20mm, AC	53,267,432	35,522,480	-33
Shell, M54, 37mm, AC	2,418,609	1,628,391	-33
Shot, M80, 37mm, AC	170,533	567,475	+233
Shell, M48, rc, 75mm	180,000	0	-100
Shell, M42, 3", AA	1,859,402	1,715,402	-8
Shell, M71, 90mm, AA	7,879,270	6,818,190	-13
Shell, M101, 155mm	147,760	441,320	+199
Shell, M102, 155mm how.	171,219	2,214,668	+1193

* Thousands.

TABULAR SUMMARY - STATUS OF SELECTED ORDNANCE EQUIPMENT ITEMS ON ARMY SUPPLY PROGRAM - MAY 31, 1942

Source of Information: Ordnance Department

Item	Authorized (a)	Under contract (a)	Req'd prod. 1942	Accepted					Estimated		
				Jan 1-May 31	Feb	Mar	Apr	May	May	Jun	Jul
COMBAT VEHICLES											
Scout car, M3A1	16,538	16,538	9,406	685	0	0	295	390	800	490	1,100
Personnel carrier, M2 & M4	9,735	9,735	4,636	2,217	587	480	220	287	128	283	424
Personnel carrier, M3	20,182	15,182	4,547	1,454	355	192	198	301	555	46	300
Armored cars (all)	14,370	9,300	8,937	0	0	0	0	0	Starts in August 1942		
Tank, light	24,582	24,582	10,588	2,341	363	418	547	635	572	720	783
Tank, medium	40,692	40,692	14,000	3,598	630	672	817	903	984	1,079	1,425
Tank, heavy	1,037	600	115	0	0	0	0	0	1	1	4
SMALL ARMS											
Rifle, cal.30, M1	1,256,949	1,206,949	579,500	241,531	40,260	49,180	53,280	58,481	55,450	59,031	58,800
Carbine, cal.30, M1	1,658,458	1,607,243	1,077,808	20	12	0	0	0	500	905	3,500
Rifle, cal.30, M1903	1,710,203	806,727	979,000	105,385	11,981	21,889	25,982	29,470	30,000	28,470	31,000
Rifle,auto.Brg.,cal.30,M1918A2	33,839	31,219	49,240	5,784	613	900	1,170	2,735	1,513	2,722	1,500
Machine gun, cal.30, AC	224,710	134,859	114,957	35,195	4,440	6,090	9,221	9,737	9,042	9,265	9,279
Machine gun, cal.30,(Var.)	443,583	435,599	137,436	49,012	6,389	10,849	11,010	13,335	9,805	16,307	14,860
Submachine gun, cal.45	1,619,094	800,227	979,336	244,315	45,783	48,092	54,340	56,384	56,500	58,884	59,000
Machine gun, cal.50, AC	518,054	351,552	188,488	76,522	15,197	15,530	15,806	20,495	14,973	23,560	19,450
Machine gun, cal.50, AA	58,094	56,704	35,463	12,296	1,584	2,035	3,335	4,144	4,348	4,286	4,825
Machine gun, cal.50, HB	121,400	120,170	74,281	11,901	1,656	2,656	3,339	3,150	2,499	4,322	4,050
ARTILLERY											
Gun, 20mm, AC	141,622	141,425	41,710	20,176	2,826	3,912	4,738	6,295	5,385	7,411	7,110
Gun, 37mm, AC	14,516	13,712	4,983	1,692	267	350	400	425	425	600	717
Gun, 37mm, AA	2,673	2,673	3,500	354	40	51	83	150	198	152	250
Gun, 37mm, tank, M5 & M6	66,796	66,779	19,763	7,992	942	1,496	1,782	1,896	1,900	2,319	2,875
Gun, 37mm, AT, wheeled	20,050	20,050	14,461	3,630	639	394	752	1,002	1,065	1,137	1,400
Gun, 37mm, AT, self-propelled	5,404	5,404	2,539	157	0	0	0	157	157	350	200
Gun, 40mm, AA, M1 & SP	25,790	15,790	11,100	558	0	65	65	428	745	283	800
Gun, 57mm, AT, wheeled	8,500	8,500	1,059	255	0	2	75	178	176	212	290
Gun, 57mm, AT, self-propelled	2,646	0	1,813	0	0	0	0	0	Schedule not available		
Mortar, 60mm	17,442	17,442	3,790	1,851	300	379	323	202	600	502	1,000
Howitzer, 75mm, field & pack	2,087	2,087	1,213	236	0	0	48	54	60	111	115
Howitzer, 75mm, self-propelled	2,616	500	1,839	201	47	68	86	0	Schedule not available		
Gun, 75mm, tank	46,909	46,015	14,190	4,187	533	796	922	1,288	1,025	2,288	2,391
Gun, 75mm, AT, self-propelled	1,350	1,350	50	526	1	101	218	206	180	201	225
Gun, 3", tank	115	115	115	0	0	0	0	0	Starts in Sept 1942		
Gun, 3", AT, wheeled	100	100	0	0	0	0	0	0	0	0	20
Gun, 3", AT, self-propelled	6,445	1,580	5,378	0	0	0	0	0	Starts in August 1942		
Mortar, 81mm	8,733	7,199	3,773	1,485	345	286	281	320	431	389	500
Gun, 90mm, AA	8,000	7,624	2,750	580	74	84	137	171	138	226	220
Howitzer, 105mm, wheeled	3,914	3,898	3,035	1,992	367	479	467	356	404	346	163
Howitzer, 105mm, self-propelled	4,010	3,686	2,782	391	0	177	181	33	Schedule not available		
Howitzer, 155mm, new	1,270	1,270	450	0	0	0	0	0	Starts in Sept 1942		
Gun, 155mm, M1	765	465	458	174	28	31	31	35	29	36	40
FIRE CONTROL, AA											
Director, M5 & M6	36,995	27,884	18,767	916	71	144	254	442	375	613	755
Director, M7	3,517	3,117	986	129	25	21	27	31	28	28	29
Finder, height	2,101	2,101	942	73	7	18	17	24	24	24	25
Instrument, binaural training	17	17	11	7	0	0	0	0	0	0	0
Instrument, flank spotting	662	608	0	381	125	100	24	51	75	51	75
Instrument, observation, BC	2,712	2,672	1,231	52	0	16	6	15	80	35	130
Locator, sound	714	714	930	212	20	47	36	46	50	50	32
Rule, flank spotting	222	204	0	204	0	68	0	134	134	0	0
Tester, stereoscopic	1,039	1,039	414	0	0	0	0	0	0	312	150
Trainer, stereoscopic	836	381	261	32	8	5	8	3	4	6	6

Figures include procurement for International Aid and other services.
(a) Quantity accepted prior to January 1, 1942, has been excluded.

75MM AND 105MM HOWITZERS

Source of Information: Ordnance Department and Statistical Service, SOS

The estimated production of the 75mm howitzer exceeds the 1942 objective; the 105mm is expected to meet the objective. The planned production of wheeled and self-propelled vehicles requiring howitzers, however, exceeds the estimated 1942 output of 75mm and 105mm howitzers.

Although the output of self-propelled vehicles requiring the 75mm howitzer may be short of the objective in 1942, excess production is planned on carriages for the field and pack units. The indicated shortage of 105mm howitzers is a result of the excess of wheeled carriages planned for production in 1942.

The excess of wheeled and self-propelled vehicles over the 75mm and 105mm howitzers is still apparent, according to estimated production through 1943.

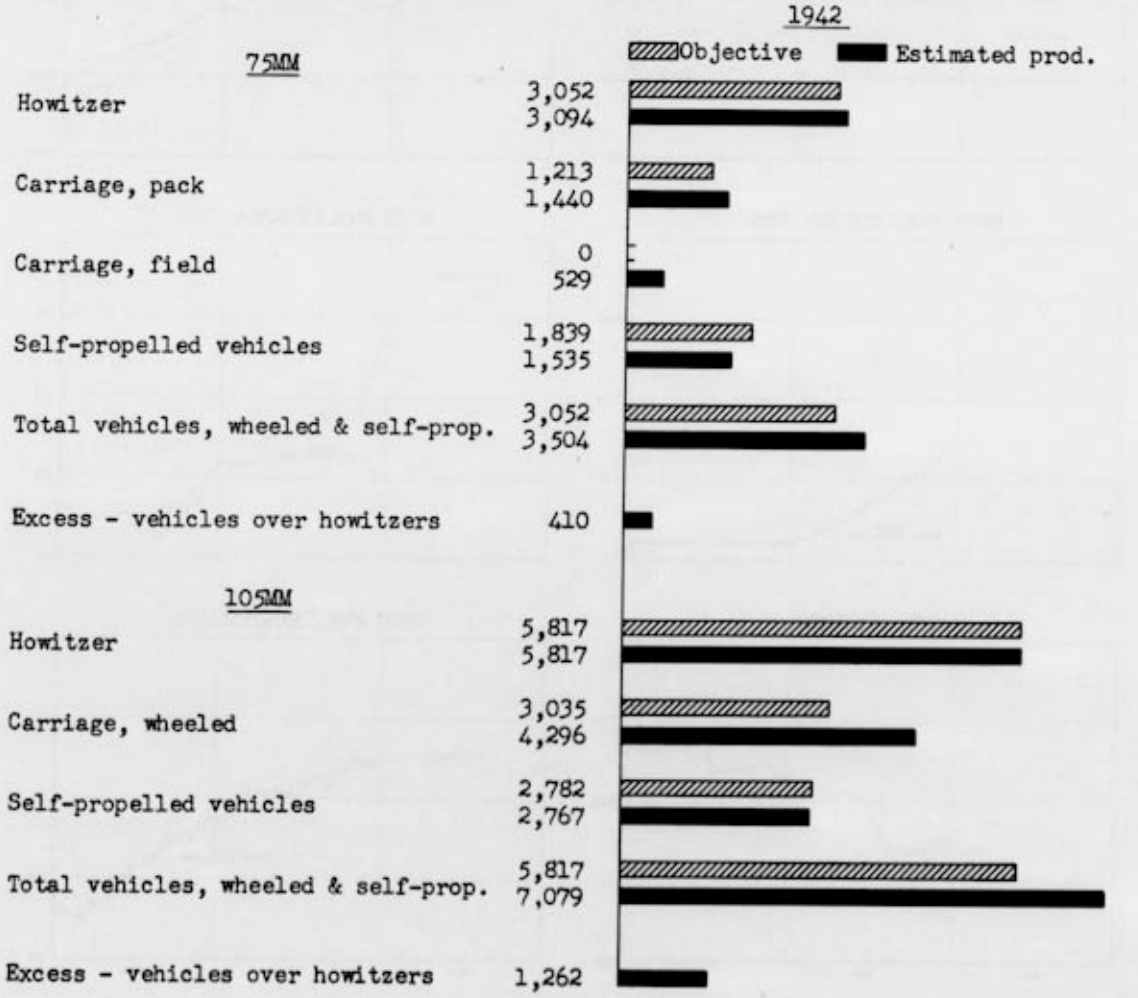

DAILY DELIVERY RATES - ORDNANCE PROCUREMENT - MAY 31, 1942

Source of Information: Ordnance Department

Daily rates are averages for the past 30 days of schedules and of deliveries. Statistically, the points plotted each day are 30-day moving averages trailed.

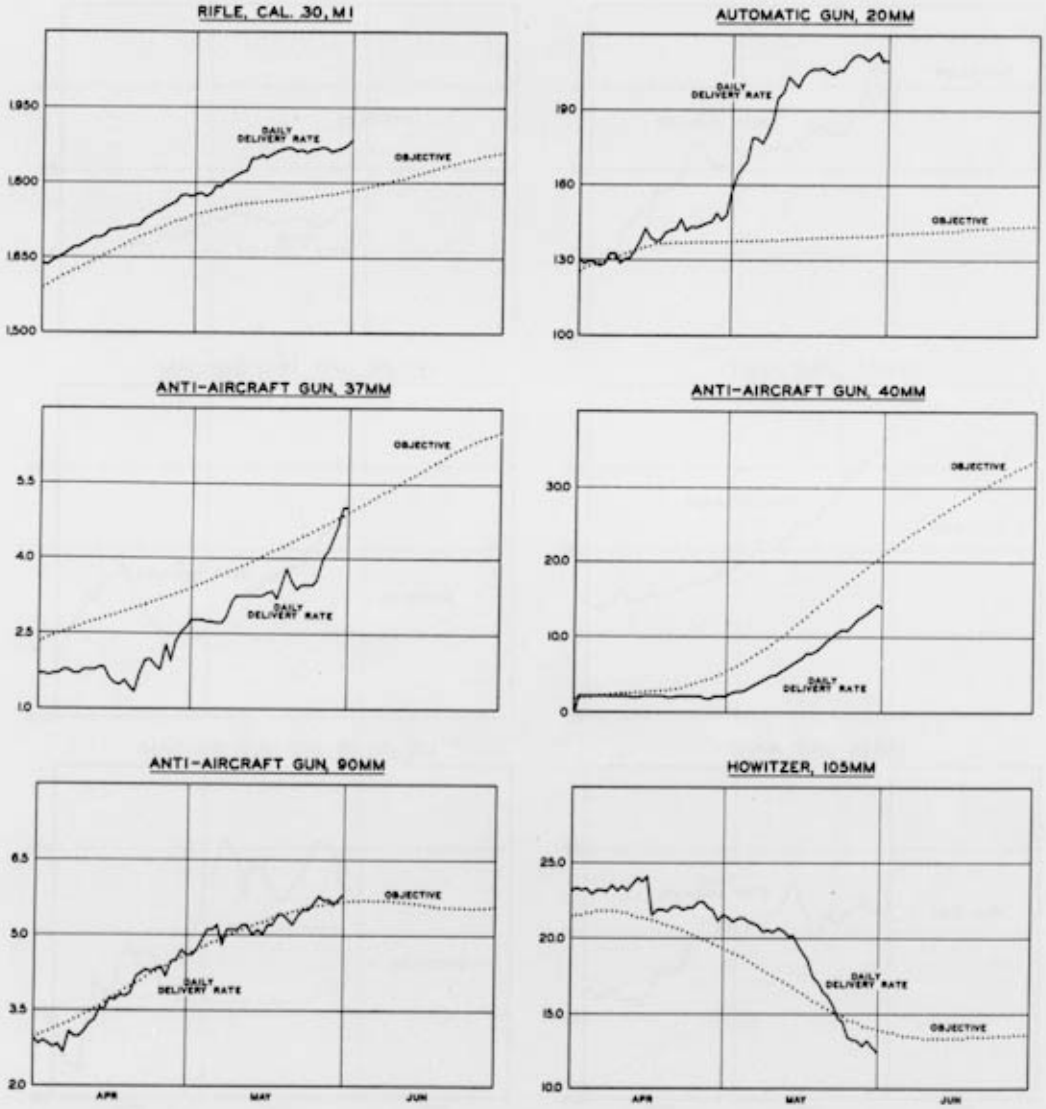

DAILY DELIVERY RATES - ORDNANCE PROCUREMENT - MAY 31, 1942

Source of Information: Ordnance Department

Daily rates are averages for the past 30 days of schedules and of deliveries. Statistically, the points plotted each day are 30-day moving averages trailed.

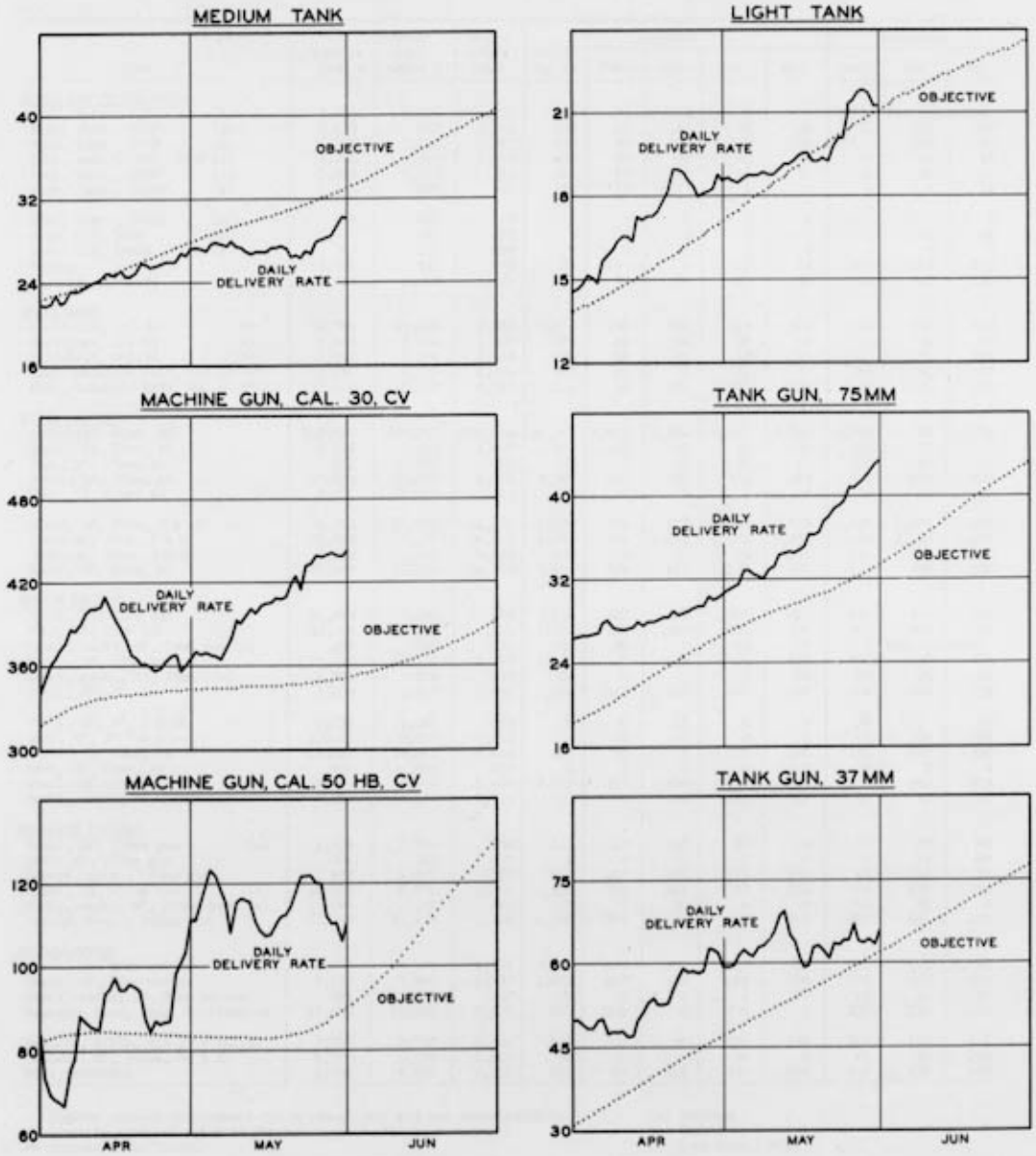

TABULAR SUMMARY - STATUS OF SELECTED ORDNANCE AMMUNITION ITEMS ON ARMY SUPPLY PROGRAM - MAY 31, 1942

Source of Information: Ordnance Department

(Figures in thousands)

Item	Authorized *	Under contract *	Req'd prod. 1942	Accepted					Estimated		
				JAN 1-May 31	Feb	Mar	Apr	May	May	Jun	Jul
BOMBS AND PYROTECHNICS											
Bomb, frag., 20# (a)	1,226	1,223	1,227	260	79	110	0	0	228	Not scheduled	
Bomb, chem., 100# (ab)	3,615	845	2,104	108	14	25	31	36	51	100	125
Bomb, demo., 100# (a)	6,240	5,358	1,897	672	27	279	137	180	133	100	90
Bomb, demo., 250#, 300# (a)	4,921	4,000	1,252	207	29	39	44	40	35	25	40
Bomb, demo., 500# (a)	1,899	1,509	815	205	55	23	46	31	34	50	60
Bomb, demo., 1000# (a)	1,236	608	724	20	3	(c)	2	8	9	7	15
Bomb, demo., 2000# (a)	269	191	38	3	0	0	0	0	(c)	(c)	3
Bomb, SAP, 500# (a)	1,257	927	491	4	0	0	0	4	7	25	40
Bomb, SAP, 1000# (a)	563	419	289	0	0	0	0	0	0	0	0
Flares	3,982	533	976	29	(c)	5	11	12	253	115	115
Signals, aircraft	14,768	3,060	4,039	252	92	62	40	20	625	250	250
SMALL ARMS											
Cartridge, cal.30 **	16,996	15,441	8,852	1,615	186	306	418	522	511	662	763
Cartridge, cal.45 **	6,902	5,454	3,297	299	49	66	74	66	71	76	87
Cartridge, cal.50 **	5,640	5,334	2,448	256	28	45	58	99	100	151	204
Link, metallic belt, cal.30 **	4,983	2,246	2,579	183	35	35	41	47	46	51	67
Link, metallic belt, cal.50 **	5,440	3,928	2,765	414	62	101	100	108	129	136	159
MINOR CALIBER											
Cartridge, 20mm, AC	248,586	203,910	108,464	24,352	2,963	3,592	6,127	5,524	4,966	7,150	8,725
Shell, HE, 37mm, AC	12,486	9,510	1,628	903	228	441	49	165	451	0	0
Shot, AP, 37mm, AC	692	543	567	61	0	12	22	27	28	20	30
Shell, HE, 37mm, AA	17,255	17,255	6,401	3,387	910	383	534	485	840	850	800
Shot, AP, 37mm, AA	2,016	1,109	1,215	0	0	0	0	0	125	50	83
Shell, HE, 37mm, T & AT	52,268	21,706	14,329	1,677	74	432	466	705	1,009	1,000	1,250
Shot, AP, 37mm, T & AT	76,208	47,878	26,249	5,685	591	1,011	1,905	1,855	1,485	2,500	2,500
Canister, 37mm, T & AT	5,332	4,103	1,853	250	0	0	79	171	271	300	200
Shell, HE, 40mm, AA	70,989	28,918	24,360	1,032	108	150	153	621	157	350	500
MEDIUM CALIBER											
Shell, HE, 75mm gun	21,893	7,429	10,628	2,116	327	473	596	460	471	509	500
Shot, AP, 75mm gun	23,546	23,546	7,131	1,610	336	227	506	539	703	890	750
Shell, smoke, WP, 75mm gun (a)	407	320	154	280	34	0	88	87	0	Not scheduled	
Shell, HE, 75mm how.	15,442	10,136	7,527	2,132	0	641	505	659	796	650	705
Shell, smoke, WP, 75mm how.	1,801	618	847	22	0	0	0	22	80	60	60
Shell, HE, 3", AA	1,935	1,740	1,854	1,210	147	226	404	228	104	166	135
Shell, HE, 3", T & AT	4,738	4,081	842	30	0	15	0	0	58	(c)	50
Shot, AP, 3" T & AT	13,481	9,017	2,314	0	0	0	0	0	85	100	100
Shell, HE, 90mm, AA	12,095	10,317	6,818	805	97	0	177	300	153	270	330
Shot, AP, 90mm, AA	854	675	253	0	0	0	0	0	0	0	1
Shell, HE, 105mm how.	32,856	28,260	11,066	3,125	463	810	752	554	699	820	825
Shell, smoke, WP, 105mm how.	4,149	3,196	1,274	155	0	19	95	41	43	70	90
SEPARATE LOADING											
Shell, HE, 155mm gun (a)	1,403	1,376	654	141	46	55	20	0	51	15	60
Shot, AP, 155mm gun	301	263	237	1	0	0	0	1	9	10	20
Charge, prop., 155mm gun	1,923	1,902	795	544	103	132	175	101	95	140	70
Shell, HE, 155mm how. (a)	10,093	9,781	4,210	1,511	310	319	282	414	109	259	250
Shell, smoke, WP, 155mm how. (a)	783	385	285	10	0	10	0	0	60	30	0
Charge, prop., 155mm how.	11,438	11,425	5,019	2,326	779	646	298	363	372	491	450
MISCELLANEOUS											
Shell, HE, 60mm mortar	28,969	28,277	9,508	3,488	356	591	1,120	818	730	950	1,000
Shell, HE, 81mm mortar	7,943	7,694	4,723	1,655	263	402	465	396	735	200	361
Shell, smoke, WP, 81mm mortar	765	745	550	79	0	0	2	77	98	55	25
Grenade, hand, frag. & offensive	13,059	12,911	2,992	270	212	0	0	0	250	175	445
Grenade, rifle, cal.30 & cal.50	3,707	3,707	3,364	618	0	80	280	199	219	253	243
Grenade, HC, smoke, Gd & AC	6,720	6,589	1,648	34	0	(c)	34	0	81	80	170
Mine, antitank	6,035	6,026	2,491	857	49	125	203	478	648	630	650

Figures include procurement for International Aid and other services.
* Quantity accepted prior to January 1, 1942, has been excluded.
** Figures in millions.

(a) Unfuzed.
(b) Unfilled.
(c) Less than 1,000.

TEXT SUMMARY - Q. M. BASIC ITEMS OF SUPPLY & TRANSPORTATION

Source of Information: Office of the Quartermaster General

BASIC ITEMS OF SUPPLY

As of the end of May a majority of the Quartermaster items listed in the Monthly Status Report showed 1942 requirements to be as much as 96 percent lower than the requirement figure reported at the end of February. In many cases the reduction or complete elimination of requirements for International Aid was responsible for the decrease.

A selection of six important basic supply items has been made from the Status Report for the purpose of illustrating a comparison of 1942 requirements as shown in the February Status Report with the requirements as shown in the May report. The following table lists the selected items which are representative of the entire Quartermaster group.

Item	1942 Requirements as shown in Status Report of		Percent reduction from February to May	
	February 28	May 31	Total	due to changes in Int. Aid
Ranges, field	37,436	27,757	26	14
Stoves, tent	1,384,144	579,813	58	10
Drawers, cotton	39,563,331	1,485,927	96	53
Shoes, service	32,228,452	11,803,907	63	36
Blankets, wool	15,769,581	9,278,455	41	5
Rolls, bedding, w/p	326,367	168,199	48	37

MOTOR VEHICLES

The requirements for motor vehicles for the calendar year 1942 have been recalculated and revised. Requirements for Trucks, 1½-ton; Trucks, 6-ton and over; and Semi-trailers have been increased. Requirements for all other types have been reduced as is shown in the table below:

Item	1942 Requirements as shown in Status Report of		Percent decrease
	February 28	May 31	
Ambulance	12,254	8,494	31
Passenger Cars	15,085	4,908	67
Motorcycles	87,686	42,861	51
Trucks, ¼-ton	189,923	131,369	31
Trucks, ½ & 3/4-ton	84,371	56,036	34
Trucks, 2½-ton	313,342	216,949	31
Trucks, 4 & 5-ton	15,477	9,309	40
Trailers	60,538	49,943	18

TABULAR SUMMARY - STATUS OF SELECTED Q.M. ITEMS ON ARMY SUPPLY PROGRAM - MAY 31, 1942

Source of Information: Statistics Branch, Office of the Quartermaster General

Item	Authorized **	Under contract **	Req'd prod 1942	Accepted					Estimated		
				Jan 1-May 31	Feb	Mar	Apr	May 1-31	May	Jun	Jul
CLOTHING	Thou	Thou	Thou								
*Belt, web, waist	8,786	8,786	5,599	3,601,500	590,000	825,000	539,000	822,500	528,400	2,926,600	900,000
*Boots, rubber, knee	184	184	291	184,087	51,671	22,942	52,607	20,286	36,483	0	0
Coat, wool, serge	7,926	7,926	6,777	2,329,168	339,523	473,464	575,030	554,847	574,205	1,264,572	600,000
*Drawers, cotton	37,423	37,423	1,486	10,535,190	1,763,311	1,292,388	2,071,942	3,110,748	2,173,875	4,763,924	3,522,000
Gloves, wool	9,611	9,611	7,476	2,685,017	501,948	582,041	489,318	617,465	295,598	597,475	618,052
Jacket, field	12,489	11,867	8,647	2,175,590	267,245	355,893	547,701	549,750	410,650	1,197,350	1,572,800
Jacket, HBT	12,900	11,476	5,333	3,266,579	457,690	492,009	819,596	889,537	1,094,380	1,460,013	1,183,768
Leggings, canvas, dismtd.	31,360	26,593	8,826	2,201,098	330,812	490,507	489,626	537,762	1,772,889	1,144,552	1,674,000
Liner, helmet, steel	10,807	10,807	7,381	981,984	234,787	400,076	154,084	60,250	1,141,436	750,000	1,000,000
Overcoat, wool, o.d.	6,171	6,171	3,367	1,833,487	268,975	412,303	455,601	355,728	301,041	578,552	190,000
*Raincoat, mtd. & dismtd.	8,654	8,654	4,968	1,398,887	345,125	299,766	303,946	174,574	0	494,049	999,300
*Shirt, cotton	22,791	17,030	5,026	7,383,562	1,326,128	1,399,487	1,815,387	1,883,156	1,467,441	2,971,076	1,043,491
Shirt, flannel	17,028	17,028	9,991	4,147,185	712,795	772,277	925,917	984,549	1,154,250	1,995,684	1,500,000
*Shoes, service (incl. low)	28,239	23,396	11,804	12,884,508	2,016,533	3,038,005	2,939,090	3,206,294	1,182,438	1,820,992	1,851,258
*Socks, cotton	26,894	26,894	7,399	5,215,545	1,835,136	1,221,858	248,312	197,111	0	657,041	2,270,000
Suit, one-piece, HBT	6,463	6,463	3,508	1,939,599	246,084	363,687	450,869	568,816	0	1,703,591	500,000
Trousers, cotton, khaki	31,913	21,626	12,868	4,397,657	766,457	782,162	840,909	1,279,351	759,474	1,937,211	2,475,380
Trousers, HBT	11,175	11,175	4,061	3,726,761	547,685	767,009	870,185	984,286	906,018	1,184,706	697,249
Trousers, wool, o.d.	17,910	14,837	12,773	3,554,209	517,591	808,190	874,802	606,339	1,087,644	725,676	313,720
*Undershirt, cotton	41,468	41,468	4,148	11,520,673	1,226,058	1,239,312	1,282,188	1,427,948	3,577,452	3,413,897	1,976,316
EQUIPAGE											
Bag, barrack	17,753	17,753	8,963	2,905,373	394,769	383,573	786,130	1,045,343	0	1,087,495	1,920,287
Bag, canvas, w. ster.	130	130	38	38,842	5,088	9,784	2,616	10,384	11,154	12,000	19,542
*Bar, mosquito	12,443	6,072	5,830	799,355	65,181	130,209	227,070	318,659	407,238	200,000	643,750
Belt, cartridge, dismtd.	4,366	4,366	1,583	1,001,310	94,490	133,520	220,350	314,020	1,059,340	468,000	324,496
Belt, pistol	1,864	1,864	2,413	1,400,044	232,600	392,379	353,209	368,957	0	636,680	730,120
Blanket, wool, o.d.	17,989	17,989	9,278	3,970,005	673,359	729,805	769,459	963,879	1,291,433	578,842	494,175
Can, meat	8,926	6,095	5,037	3,125,964	583,580	977,586	466,688	579,780	1,486,744	1,000,000	1,100,000
Canteen, M-1910	9,733	4,123	3,852	1,732,375	296,775	359,475	234,200	462,800	784,050	580,000	550,000
Carrier, pack	5,301	5,301	2,534	1,199,827	117,800	218,600	276,400	467,400	886,257	400,827	774,600
Comforter, cotton filled	9,143	9,143	4,104	1,819,848	176,176	359,159	475,442	558,336	624,242	875,495	1,080,900
Haversack	6,856	6,856	2,452	1,043,114	143,265	152,242	218,018	254,509	762,793	400,000	591,316
*Headnet, mosquito	5,331	3,908	1,641	705,238	20,903	197,035	302,594	181,116	0	50,004	331,480
Pouche, first aid	9,890	9,890	5,628	2,574,782	630,100	334,375	475,175	588,336	894,020	744,000	1,608,500
Roll, bedding, w/proofed	552	552	168	55,000	13,450	16,940	15,488	4,172	89,000	26,000	25,000
Sling, carrying, mg.	114	114	183	59,816	1,750	0	12,900	30,200	12,885	5,000	14,000
Suspender, belt	2,453	2,453	2,813	1,257,740	132,600	373,340	416,500	289,900	277,000	101,000	240,000
Tent, pyramidal	2,052	2,052	503	153,763	1,200	34,478	44,827	72,877	12,065	79,513	120,000
Tent, shelter-half	13,921	12,834	5,048	887,762	124,541	207,660	225,134	190,335	1,068,080	255,000	345,000
GENERAL SUPPLIES											
Can, galvanized, 10-gal.	106	40	172	21,415	6,473	0	0	14,742	13,317	6,000	3,500
Can, galvanized, 32-gal.	216	57	436	15,452	1,400	4,531	7,325	2,196	23,539	5,000	7,000
Container, water, 5-gal.	2,978	2,978	1,245	59,508	13,034	1,580	5,030	26,666	425,420	35,000	80,000
Lantern, gasoline	34	34	169	11,406	0	2,461	494	51	0	933	4,600
Range, field	27	27	28	4,079	162	189	0	2,555	1,624	300	2,490
Scabbard, rifle	117	117	355	10,754	0	1,553	0	9,201	15,810	10,000	18,000
Stove, tent	483	483	580	437,994	77,102	162,128	70,778	56,084	72,150	100,000	101,200
MOTOR VEHICLES											
Ambulances	13	12	8	1,143	145	38	431	180	330	1,216	1,900
Passenger Cars	11	10	5	10,419	5,359	4,549	64	5		complete	
Motorcycles	90	86	43	11,785	2,694	2,434	397	3,512	3,201	4,600	4,619
Trucks, ¼-ton	201	196	131	63,098	6,421	16,412	17,568	15,405	14,400	20,542	16,700
Trucks, ½ & 3/4-ton	93	83	56	24,218	5,135	6,979	3,632	3,679	3,600	5,517	8,970
Trucks, 1½-ton	197	156	177	66,963	13,752	18,505	15,509	8,748	4,000	14,889	22,956
Trucks, 2½-ton	384	351	217	56,410	8,118	11,473	14,153	13,637	12,181	17,707	28,052
Trucks, 4 & 5-ton	34	25	9	3,208	835	562	516	819	1,505	1,112	1,410
Trucks, 6-ton & over	24	23	19	2,826	536	347	569	830	75	1,295	2,124
Semi-trailers	13	10	11	1,971	107	149	556	990	674	877	914
Trailers	82	69	50	15,673	372	2,546	4,369	8,193	9,315	7,979	12,142

* Figures include procurement for International Aid and Navy.
** Quantity delivered prior to January 1, 1942 has been excluded.

Q.M. PROCUREMENT - PROGRESS TOWARD 1942 PRODUCTION - MAY 31, 1942

Source of Information: Statistics Branch, Office of the Quartermaster General

Item	Required production 1942	Delivered Jan 1 to May 31	Percent of 1942 required production %
CLOTHING			
*Belt, web, waist	5,599,123	3,601,500	64
*Boots, rubber, knee	291,321	184,087	63
Coats, wool, serge	6,777,492	2,327,168	34
*Drawers, cotton	1,485,927	10,535,190	709
Gloves, wool	7,476,434	2,685,017	36
Jacket, field	8,647,220	2,175,590	25
Jacket, HBT	5,333,120	3,266,579	61
Leggings, canvas, dismtd.	8,826,114	2,201,098	25
Liners, helmet, steel	7,380,746	981,984	13
Overcoat, wool, o.d.	3,367,096	1,833,487	54
*Raincoat, mtd. & dismtd.	4,967,586	1,398,887	28
*Shirt, cotton, khaki	5,025,897	7,383,562	147
Shirt, flannel	9,991,436	4,147,185	42
*Shoes, service, (incl.low qtr.)	11,803,907	12,884,508	109
*Socks, cotton	7,399,124	5,215,545	70
Suits, one-piece, HBT	3,507,897	1,939,597	55
*Trousers, cotton, khaki	12,867,610	4,397,657	34
Trousers, HBT	4,061,066	3,726,761	92
Trousers, wool, o.d.	12,772,593	3,554,209	28
*Undershirts, cotton	4,148,055	11,520,673	278
EQUIPAGE			
Bag, barrack	8,963,421	2,905,373	32
Bag, canvas, water ster.	38,330	38,842	101
*Bar, mosquito	5,829,836	799,355	14
Belt, cartridge, dismtd.	1,582,637	1,001,310	63
Belt, pistol	2,412,793	1,400,044	58
Blanket, wool, o.d.	9,278,455	3,970,005	43
Can, meat	5,036,841	3,125,964	62
Canteen, M-1910	3,851,808	1,732,375	45
Carrier, pack	2,533,583	1,199,827	47
Comforter, cotton-filled	4,104,453	1,819,848	44
Haversack	2,452,047	1,043,114	43
*Headnet, mosquito	1,640,676	705,238	43
Pouche, first aid	5,627,912	2,574,782	46
Roll, bedding, water-proofed	168,199	55,000	33
Sling, carrying, mg.	182,711	59,816	33
Suspender, belt	2,812,668	1,257,740	45
Tent, pyramidal	502,501	153,763	31
Tent, shelter-half	5,047,796	887,762	18
GENERAL SUPPLIES			
Can, galvanized, 10-gallon	172,224	21,415	12
Can, galvanized, 32-gallon	436,490	15,452	4
Container, water, 5-gallon	1,244,776	59,508	5
Lantern, gasoline	168,855	11,406	7
Range, field	27,757	4,079	15
Scabbard, rifle	354,851	10,754	3
Stove, tent	579,813	437,994	76
MOTOR VEHICLES			
Ambulances	8,494	1,143	13
Passenger Cars	4,908	10,419	212
Motorcycles	42,861	11,785	27
Trucks, ¼-ton	131,369	63,098	48
Trucks, ½ & 3/4-ton	56,036	24,218	43
Trucks, 1½-ton	176,957	66,963	38
Trucks, 2½-ton	216,949	56,410	26
Trucks, 4 & 5-ton	9,309	3,208	34
Trucks, 6-ton & over	18,503	2,826	15
Semi-trailers	11,441	1,971	17
Trailers	49,943	15,673	31

*International Aid and Navy deliveries included.

QUARTERMASTER CORPS - LAGS IN REQUIRED PRODUCTION - MAY 31, 1942

Source of Information: Monthly Status Report

The Monthly Status Report included 233 Quartermaster items which were selected as being the more important items in the Equipment Section, Army Supply Program and representative of that group as a whole. The distribution of these items as to the percent that the May 31 cumulative deliveries are of the 1942 requirements, is shown in the following table and diagram.

Distribution of Quartermaster Items in the May 31, 1942
Status Report as to Percent of 1942 Objective Delivered

Percent of 1942 requirements deliv. by May 31	No. of Items within each delivery group	%
no objectives no deliveries	6	3
no objectives with deliveries	9	4
0 - 20	70	30
21 - 40	44	19
41 - 60	42	18
61 - 80	14	6
81 - 100	13	5
over 100	35	15
Total	233	100



The first tabulation on the following page lists selected items which are shown in the May 31, 1942 Status Report, Equipment Section, Army Supply Program and on which less than 20 percent of the 1942 required production has been delivered. The second tabulation lists those items with deliveries of from 21 to 40 percent of 1942 requirements.

The procurement program of the Army is predicated upon an increasing rate of delivery. Thus, the percentage of the annual requirements which has been delivered will, in most cases, be less than the percentage of time elapsed. However, if the disparity becomes too great, serious delinquencies may result. By May 31 when 42 percent of the year had elapsed, any item whose deliveries were less than 20 percent of the 1942 requirement could be considered as seriously behind required deliveries.

The Quartermaster procurement program is based upon the use of existing industrial facilities rather than the construction of additional facilities. Thus the production rate should be reasonably constant throughout the year and remain closer to the rate of time elapsed than would be indicated by the rate of 20 percent shown in the first table. For this reason it is felt desirable to add a second table listing those items whose delivery has been over 20 percent but less than 40 percent of the 1942 requirement.

QUARTERMASTER CORPS - LAGS IN REQUIRED PRODUCTION - MAY 31, 1942

Source of Information: Monthly Status Report

ITEMS WITH DELIVERIES UNDER 20 PERCENT OF 1942 REQUIREMENTS

Item	Req'd. prod. 1942	Del'd. thru May 31		Item	Req'd. prod. 1942	Del'd. thru May 31	
		Number	%			Number	%
Coat, mackinaw, o.d.	1,908,927	356,564	19	Case, canvas, dispatch	189,840	17,725	9
Suit, 1-pc., type 2, imperm.	236,869	42,398	18	Chair, folding, metal & wood	793,448	70,596	9
Parka, Alpaca-lined	89,998	15,750	18	Tent, wall, small, w/fly, p/p	464,105	43,968	9
Tent, shelter-half	5,047,796	887,762	18	Drawers, wool, knit	178,163	14,185	8
Toque, face	104,261	18,370	18	Screen, latrine, c/with p/p	53,156	4,350	8
Semi-trailers	11,441	1,971	17	Container, round, insulated	130,981	8,935	7
Gloves, wool, o.d., special	119,721	18,830	16	Lantern, gasoline	168,855	11,406	7
Range, field, M-1937, 3 unit	27,757	4,079	15	Uniform, white (nurses')	311,541	21,575	7
Trucks, 6-ton and over	18,503	2,826	15	Saddle, Phillips' pack, cargo	7,886	500	6
Gloves, imperm., type 1	500,122	72,010	14	Container, water, 5-gal.	1,244,776	59,508	5
Mittens, asbestos, M-1935	596,579	83,792	14	Can, galv., w/cover, 32-gal.	436,490	15,452	4
Undershirt, wool, knit	91,819	12,875	14	Coat, moleskin, nurses'	9,656	339	4
Bar, mosquito	5,829,836	799,355	14	Goggles, M-1938	691,937	27,500	4
Carrier, shovel, intrenching	644,558	93,070	14	Chest, commissary, complete	3,451	100	3
Liner, helmet, steel, M-1	7,380,746	981,984	13	Scabbard, rifle, M-1918 & 38	354,851	10,754	3
Mittens, wool (insert)	230,766	30,812	13	Cape, covert, blue (nurses')	45,788	1,152	3
Ambulances	8,494	1,143	13	Gloves, fur (nurses')	8,722	200	2
Can, galv., w/cover, 10-gal.	172,224	21,415	12	Tent, storage, w/fly, p/p	20,472	249	1
Gloves, grey suede (nurses')	54,656	6,468	12	Mittens, leather, ski	168,915	524	*
Parka, reversible, ski	90,792	11,187	12	Overshoes, arctic, special	204,931	1,409	*
Can, galv., w/cover, 16-gal.	56,788	6,508	11	Trousers, duck, water rep.	153,696	555	*
Bag, sleeping, M-1941	84,087	8,028	10	Sheathes, machete, M-1939	180,742	1,425	*
Insoles, burlap felt	252,276	24,434	10	Tent, hospital ward, c/w.p/p	16,565	90	*
Jacket, field, Alaska	85,335	8,476	10	Helmet, parachute jumper	13,313	0	0
Cap, wool, knit	926,008	80,212	9	Cap, fur (nurses')	3,937	0	0
Socks, Arctic	411,567	38,954	9	Boots, muckluck	774	0	0
Comforter, wool-filled	74,256	6,714	9	Coat, duck, water rep.	92,212	0	0

ITEMS WITH DELIVERIES OF FROM 20 TO 40 PERCENT OF 1942 REQUIREMENTS

Item	Req'd. prod. 1942	Del'd. thru May 31		Item	Req'd. prod. 1942	Del'd. thru May 31	
		Number	%			Number	%
Gloves, leather, heavy	2,567,652	965,842	38	Cap, garrison, khaki	14,010,422	4,244,613	30
Boots, rubber, hip	595,199	228,051	38	Flies, tent, wall, large	16,456	5,000	30
Trucks, 1-1/2-ton	176,957	66,963	38	Cap, garrison, HBT	5,076,041	1,477,645	29
Boots, leather laced, Blucher	51,499	17,304	37	Raincoat, mtd. & dsmtd.	4,967,586	1,398,887	28
Shoe, pac, 16"	106,324	39,112	37	Trousers, wool, o.d.	12,772,593	3,554,209	28
Helmet, steel, M-1	4,869,775	1,783,369	37	Socks, burlap	268,524	74,604	28
Gloves, wool, o.d.	7,476,434	2,685,017	36	Skirt, covert, blue (nurses')	63,163	16,791	27
Tag, identification, M-1941	6,628,468	2,409,930	36	Uniform, cotton, crepe, blue	104,746	27,920	27
Coat, wool serge, o.d.	6,777,492	2,329,168	34	Cover, mattress	2,655,463	724,231	27
Trousers, cotton, khaki	12,867,610	4,397,657	34	Motorcycles	42,861	11,785	27
Sweater, worsted	102,579	34,417	34	Trucks, 2-1/2-ton	216,949	56,410	26
Bag, canvas, field, o.d.	2,615,710	878,921	34	Jacket, field	8,647,220	2,175,590	25
Cup, M-1910	5,099,703	1,737,212	34	Leggings, canvas, dsmtd., M-38	8,826,114	2,201,098	25
Trucks, 4 and 5-ton	9,309	3,208	34	Caps, winter, lambskin-lined	115,511	28,644	25
Sweater, wool, blue (nurses')	58,031	18,930	33	Coat, covert, blue (nurses')	62,892	14,807	24
Roll, bedding, w/pr., M-1935	168,199	55,000	33	Overcoat, trench, (nurses')	59,490	12,850	22
Sling, carrying, mg. & amm.	182,711	59,816	33	Shoe, pac, 10"	76,036	16,764	22
Waist, cotton, blue (nurses')	113,552	35,951	32	Outfit, cooking, officers'	38,442	7,945	21
Blanket, wool, light	51,072	16,268	32	Paulin, canvas, 20x40	14,253	2,974	21
Goggles, polarized	154,328	49,106	32	Can, galv., w/cover, 24-gal.	48,866	9,838	20
Bag, barrack	8,963,421	2,905,373	32	Suit, 1-pc., type 2, imperm.	388,774	77,114	20
Tent, pyramidal, w/p/p	502,501	153,763	31	Goggles, ski, polarized	114,229	22,750	20
Trailers	49,943	15,673	31	Assemblies, laundry, mobile	141	28	20

*Less than one percent.

TEXT SUMMARY - SIGNAL CORPS PROCUREMENT - JUNE 11, 1942

Source of Information: Office of the Chief Signal Officer, Materiel Branch, Procurement Division

REVISED PRODUCTION REQUIREMENTS FOR 1942

Production requirements of vehicular radio equipment shown in the Equipment Section of the Army Supply Program were revised downward on May 29, following a decision of the Ordnance Department to purchase a considerably smaller quantity of combat vehicles using radio sets.

Under normal circumstances this downward revision of production requirements would enable the manufacturers to meet the 1942 Objective before December, but the scarcity of raw materials and of such component parts as air condensers makes it impossible for them to meet even the new requirements. It is, however, expected that the current rate of production will improve as additional facilities for the manufacture of critical items get into operation.

Following conferences between representatives of the Army Air Forces and the Office of the Chief Signal Officer, it was decided to decrease the maintenance requirements of signal equipment for aircraft from 100 percent to 80 percent: 60 percent to be used as the basis of combat maintenance and the other 20 percent to take care of the distribution factor. Despite this decrease in maintenance requirements, the production requirements for 1942 increased on 17 critical items of aircraft signal equipment. This increase was due to a rise in the procurement program of aircraft for 1942 and to more extensive use of certain items in aircraft under procurement.

In view of the shortage of certain important raw materials required, the Signal Corps is making every effort to hold production of signal equipment within that actually required for 1942. The increased requirements of aircraft signal equipment may be partially met through the reallocation of raw materials previously allotted to the manufacture of other radio equipment, the 1942 requirements for which have been considerably reduced.

RADIO SETS SCR-509 and SCR-510

The Armored Force has adopted as standard equipment the SCR-509 and SCR-510, portable short range frequency modulated radio sets, capable of being operated either on the ground or from moving vehicles. The SCR-509 differs from the SCR-510 in that the latter set is equipped with a vibrator power unit permitting operation from either self-contained dry batteries or from a vehicular storage battery, while the SCR-509 operates from self-contained batteries only.

There is under development a new type storage battery for use with the SCR-510. This is a 21 ampere-hour leak-proof battery designed to

fit into the vibrator power unit cabinet. The battery electrolite is suspended between the plates in absorbent separators.

If the new type storage battery proves satisfactory, by substituting the vibrator power unit equipped with this battery for the dry batteries and container, either the SCR-509 or SCR-510 will serve the purpose of both, and a considerable saving in materials and weight will also be achieved. Since these sets differ from Field Artillery sets SCR-609 and SCR-610 only in frequency of operation, the same replacement would be made possible in that equipment.

PIEZO QUARTZ CRYSTALS

Despite enormous expansion of facilities for the grinding and finishing of crystals for use in radio equipment a serious shortage of crystals persists. It has been necessary to limit the number of crystals issued with each radio set to the quantity essential for limited operations.

One of the major difficulties encountered in increasing crystal production is the absence of satisfactory automatic testing equipment. The development of automatic testing equipment has been completed at the Signal Corps General Development Laboratory at Fort Monmouth, N. J. This equipment has been in operation daily testing large numbers of sample crystals submitted by various manufacturers to determine whether the apparatus is capable of continuous operation and also whether the results obtained are consistent. Crystals are examined carefully to determine their performance and are diagnosed to find the causes of failures. Reports of these diagnoses are forwarded to the manufacturers to assist them in eliminating defects. If the apparatus proves satisfactory it is contemplated that it will be released to manufacturers to facilitate production.

STEATITE PRODUCTION

The shortage of steatite (a ceramic insulating material used in the manufacture of radio equipment) continues to be one of the major factors limiting production. Radio equipment schedules were recently adjusted to reflect the availability of this critical material and production is expected to be restricted because of this shortage for several months. Industry has already trebled its annual output of steatite since the National Emergency was declared and through financial and technical assistance of the Signal Corps it expects to double this production again by the end of 1942.

TABULAR SUMMARY - STATUS OF SELECTED SIGNAL CORPS ITEMS ON ARMY SUPPLY PROGRAM - MAY 31, 1942

Source of Information: Office of the Chief Signal Officer, Materiel Branch, Procurement Division

Item	Author-ized*	Under con-tract*	Req'd prod. 1942	Accepted					Estimated		
				Jan 1-May 31	Feb	Mar	Apr	May 1-31	May	Jun	Jul
AIRCRAFT RADIO COMM. EQUIP.											
Frequency Meter SCR-211	74,347	74,347	47,538	5,820	369	848	2,328	2,056	2,000	3,000	3,500
Interphone Equipment											
RC-27	36,073	36,073	26,634	4,775	850	100	1,256	2,269	750	842	950
RC-34	3,840	3,840	43,456	0	0	0	0	0	300	300	300
RC-36	69,981	69,981		4,807	881	0	1,608	2,318	800	981	2,050
RC-45	5,183	5,183	2,897	250	0	0	213	37	0	150	191
RC-51	293	293	0	187	12	0	175	0	150	50	81
RC-73	21,136	21,136	15,179	0	0	0	0	0	0	0	400
Command Radio											
SCR-183	41,987	41,987	29,883	4,517	740	482	2,153	1,059	1,600	2,000	2,500
SCR-274	120,289	72,736	96,131	8,018	2,846	1,050	1,738	2,372	2,000	3,000	3,500
SCR-283	8,522	8,522	4,870	2,164	94	481	415	618	800	800	800
SCR-522	66,459	37,094	53,915	1,011	0	0	501	510	1,600	2,500	3,200
Liaison Radio											
SCR-187	4,123	4,123	2,458	486	110	1	121	157	150	400	400
SCR-287	63,582	62,832	38,895	3,073	256	744	1,054	983	500	800	800
Sea Rescue Radio											
SCR-578	81,784	40,910	52,925	369	0	0	0	369	500	1,000	3,000
AIRCRAFT RADIO NAV. EQUIP.											
Contactor Equipment RC-96	59,698	30,609	46,384	14,540	1,112	1,712	5,465	4,862	2,500	2,500	2,500
Filter Equipment RC-32	270,703	138,686	183,220	25,717	6,040	4,100	11,877	2,000	5,000	5,000	10,000
Localizer Receiver RC-103	35,560	30,000	47,820	Production starts in August 1942							
Marker Beacon Equipment											
RC-39	4,579	4,479	2,775	1,611	58	227	331	899	300	400	400
RC-43	67,338	63,790	39,124	18,752	1,386	2,272	7,026	7,190	3,000	3,000	3,000
Radio Compass SCR-269	74,254	45,102	42,895	4,520	1,784	1,408	455	632	2,100	2,883	2,500
Absolute Altimeter											
SCR-518	25,342	7,995	17,600	0	0	0	0	0	0	0	75
SCR-618	15,000	15,000		0	0	0	0	0			
AIR-BORNE RADIO DETECTION AND RECOGNITION EQUIPMENT											
SCR-515 US-IFF	40,071	19,681	19,536	352	2	71	7	257	100	500	1,000
SCR-521 US-ASV, MK II	33,186	7,249	7,114	573	30	4	293	211	550	550	650
SCR-520 AI 10	2,271	2,265	950	4	0	0	0	4	10	30	60
SCR-540 BR.-AI, MK IV	586	586	400	64	0	0	5	59	15	30	35
SCR-535 BR.-IFF, MK II	117,249	16,710	15,000	2,013	126	184	768	935	4,000	4,000	4,000
SCR-595 US-IFF, MK III	18,500	18,500	18,500	0	0	0	0	0	500	2,500	2,500
SCR-695 US-IFF, MK III-G	18,000	18,000	18,000	0	0	0	0	0	0	0	500
ACCESSORY EQUIPMENT-GROUND											
Charging Set SCR-169	3,466	3,466	2,525	0	0	0	0	0	0	10	100
Chest BC-5	32,959	32,959	12,153	1,394	1	0	181	229	100	300	500
Frequency Meter SCR-211	6,065	6,065	3,914	943	116	246	356	0	See Aircraft Set		
Loudspeaker LS-3	26,506	26,506	16,688	40	0	0	40	0	0	0	3,000
Maintenance Equip. ME-13	1,014	1,014	1,014	Recently standardized and contracted.							
Power Unit PE-75	2,304	2,304	1,275	40	0	0	0	40	0	100	200
(Radio) Receiver BC-342	1,213	1,213	25	743	0	15	299	169	300	313	0
Test Set I-56	4,992	4,787	8,768	598	188	126	23	0	100	500	500

* Quantity delivered prior to January 1, 1942 has been excluded.
Figures include procurement for International Aid and other Services.

TABULAR SUMMARY - STATUS OF SELECTED SIGNAL CORPS ITEMS ON ARMY SUPPLY PROGRAM - MAY 31, 1942

Source of Information: Office of the Chief Signal Officer, Materiel Branch, Procurement Division

Item	Author-ized*	Under con-tract*	Req'd prod. 1942	Accepted					Estimated		
				Jan 1-May 31	Feb	Mar	Apr	May 1-31	May	Jun	Jul
GROUND RADIO COMMUNICATION-RADIO SETS											
Ground-Air Liaison and Army, Corps & Division Communication											
SCR-177	1,305	1,305	1,434	452	140	98	2	0	0	70	170
SCR-178 (a)	1,812	1,812	2,447	420	2	74	344	0	300	300	116
SCR-188	2,652	2,652	2,407	67	27	0	0	40	0	100	300
SCR-197	160	160	2,346	51	0	0	0	0	51	58	0
SCR-299	1,817	1,817		250	0	0	104	146	200	200	200
Intra-Regiment Communication											
SCR-284	17,681	17,681	17,912	0	0	0	0	0	0	700	1,500
SCR-288	1,539	1,539		807	50	54	189	475	600	646	0
SCR-543	1,581	1,581	2,127	0	0	0	0	0	250	250	250
Radio Intelligence, S.C.											
SCR-206	313	313	338	131	36	28	26	5	1	0	50
SCR-243	104	104	98	46	0	0	22	24	25	8	0
SCR-244	372	372	360	0	0	0	0	0	60	60	100
SCR-255 (a)	148	148	152	56	0	10	24	16	25	28	0
Short Range Portable											
SCR-195	2,514	1,514	1,999	1,324	404	72	124	0	500	500	190
SCR-194	6,897	6,890	2,657	4,710	2,201	118	820	450	0	100	300
SCR-509	1,582	1,582	596	1,582	0	125	1,315	142	368	0	0
SCR-536	13,433	13,433	14,310	6,445	820	173	507	3,301	500	1,500	2,000
SCR-609	897	897	856	107	0	0	0	107	100	300	330
Animal Pack, Cavalry Field Artillery											
SCR-179	126	126	120	0	0	0	0	0	0	0	6
SCR-203	96	96	0	75	3	0	0	0	0	0	0
Short Range Vehicular Field Artillery											
SCR-608	10,053	10,053	6,197	0	0	0	0	0	280	417	367
SCR-610	24,288	24,288	19,248	462	0	0	0	462	0	150	5,000
SCR-628	2,374	2,374	2,067	0	0	0	0	0	0	166	366
Cavalry, Lightweight											
SCR-511	4,416	4,416	3,869	0	0	0	0	0	400	1,000	1,000
Vehicular and Tank-Armored Force											
SCR-193 AM Type	6,562	6,562	600	76	0	0	0	0	0	300	300
SCR-245 AM Type	6,592	6,592	2,013	1,245	427	270	127	294	300	600	600
SCR-293 FM Type	872	872	3,799	440	106	151	61	68	200	200	61
SCR-508 FM Type III	16,433	16,433		812	13	0	578	215	787	617	1,333
SCR-294 FM Type	786	786	19,664	483	171	0	72	187	100	100	100
SCR-538 FM Type III	67,773	67,772		1,650	23	312	642	650	2,187	4,033	2,267
SCR-506 AM Type II	13,500	13,500	4,733	0	0	0	0	0	0	0	50
SCR-510 FM Type IV (a)	6,254	6,254	7,172	3,487	0	917	1,000	1,570	1,500	1,000	1,000
SCR-528 FM Type III	30,504	30,504	12,629	1,971	53	339	931	608	807	1,233	2,667
GROUND-AIR NAVIGATIONAL AID											
Control Net System SCS-2(a)	20	20	20	1	0	0	0	1	2	4	9
Control Net System SCS-3	120	120	53	0	0	0	0	0	0	2	5
Homing Device SCR-277	145	145	28	Production starts in October, 1942							
Instrument Landing System SCS-51	713	0	41	Development of components not yet completed.							

* Quantity delivered prior to January 1, 1942 has been excluded.
Figures include procurement for International Aid and other Services.
(a) Acceptances to date include quantities delivered less minor components.

TABULAR SUMMARY - STATUS OF SELECTED SIGNAL CORPS ITEMS ON ARMY SUPPLY PROGRAM - MAY 31, 1942

Source of Information: Office of the Chief Signal Officer, Materiel Branch, Procurement Division

Item	Author-ized*	Under con-tract*	Req'd prod. 1942	Accepted					Estimated		
				Jan 1-May 31	Feb	Mar	Apr	May 1-31	May	Jun	Jul
GROUND RADIO DETECTION EQUIPMENT											
Aircraft Warning											
SCR-268	1,754	1,752	1,797	171	16	50	46	7	68	95	110
SCR-270	435	435	278	44	2	14	17	10	8	17	31
SCR-271	124	58	70	28	0	5	5	18	4	5	5
Antiaircraft											
SCR-545	273	273	606	New development; production starts in 1943.							
SCR-584	680	0		Production starts in January, 1943.							
GCI-Equipment											
SCR-527	506	400	16	Production starts in November, 1942.							
Gun Laying, Fixed Station											
SCR-296	176	175	218	1	0	0	1	0	0	18	28
Identification											
SCR-532	1,010	10	1,147	10	0	10	0	0	0	0	0
SCR-533	2,025	881	40	18	0	9	0	7	20	45	60
Range Finder											
SCR-547	812	812	812	0	0	0	0	0	0	0	5
WIRE COMMUNICATION EQUIP.											
Reel Cart RL-16	8,400	8,400	442	35	0	0	0	35	0	200	500
Reel Equipment CE-11	35,669	35,669	26,777	16,600	0	0	12,451	4,149	5,000	5,000	5,000
Reel Unit RL-26-A	1,503	1,503	274	1,169	16	950	80	123	200	500	552
Reel Unit RL-31	9,114	9,114	11,685	870	64	187	0	0	2,000	2,000	2,444
Switchboard											
BD-71	3,514	3,514	2,327	653	130	0	0	371	100	200	200
BD-72	4,730	4,730	6,470	1,589	177	126	250	113	100	100	200
BD-74-H	94	94	112	35	10	0	0	0	0	0	0
Telegraph Central Office Set TC-3	458	458	374	0	0	0	0	0	5	10	20
Telegraph Printer EE-97	1,894	1,894	2,564	248	0	0	0	248	200	200	500
Telegraph Set TG-5	12,441	12,441	9,013	3,173	282	1,134	526	1,122	500	500	1,000
Telephone EE-8-A	199,557	199,557	135,876	33,854	852	200	1,810	5,796	5,000	10,000	25,000
Telephone Central Office Set TC-1	111	111	103	61	51	0	10	0	5	10	10
Set TC-2	198	198	150	50	23	13	0	0	10	20	20
Set TC-4	645	645	1,378	0	0	0	0	0	0	10	20
Test Set EE-65	6,082	6,082	3,371	902	86	0	0	0	100	200	500
Wire W-110 (Thous. miles)	926	899	367	275	53	17	66	115	50	50	85
Wire W-130 (miles)	113,899	100,399	60,218	26,096	4,522	1,818	7,151	11,040	5,000	10,000	20,000
MISCELLANEOUS SIGNAL EQUIP.											
Converter M-209	51,929	51,929	48,513	0	0	0	0	0	0	100	500
Flash Ranging Set GR-4	24	24	31	12	0	0	0	12	5	5	4
Photographic Set PH-261	101	101	51	Recently placed under procurement.							
Signal Lamp Equip. EE-84	1,735	1,735	1,361	559	63	118	0	129	100	200	400
Sound Ranging Set GR-3	86	86	78	20	0	6	5	9	5	5	5
Theodolite ML-47	442	383	46	11	0	0	11	0	25	25	25
Time Interval Apparatus											
EE-85	155	155	127	0	0	0	0	0	0	25	25
EE-86	114	12	112	0	0	0	0	0	6	6	0

* Quantity delivered prior to January 1, 1942, has been excluded.
Figures include procurement for International Aid and other Services.

SIGNAL CORPS - LAGS IN REQUIRED PRODUCTION - MAY 31, 1942

Source of Information: Office of the Chief Signal Officer, Materiel Branch Procurement Division

The tabulation below lists selected critical items which are shown on the Monthly Status Report, Equipment Section, Army Supply Program, for May, 1942, and on which less than 20 percent of the 1942 required production has been delivered.

Of the 97 items reported on the Tabular Summary with 1942 production requirements, 63 appear on the list below. However, some of these items have only recently been standardized and are not in quantity production.

Item	Req'd. prod. 1942	Deliveries Jan 1-May 31	
		Number	Percent
AIRCRAFT RADIO COMM. EQUIP.			
Interphone Equipment RC-27	26,634	4,775	18
Radio Set SCR-183	29,883	4,517	15
Frequency Meter Set SCR-211	47,538	5,820	12
Interphone Equipment RC-34, RC-36	43,456	4,807	11
Interphone Equipment RC-45	2,897	250	9
Radio Set SCR-274	96,131	8,388	9
Radio Set SCR-287	38,895	3,073	8
Radio Set SCR-522	53,915	1,011	2
Radio Set SCR-578	52,925	369	*
Interphone Equipment RC-73	15,179	0	0
AIRCRAFT RADIO NAV. EQUIP.			
Filter Equipment RC-32	183,220	25,717	14
Radio Compass SCR-269	42,895	4,520	11
Localizer Receiver RC-103	47,820	0	0
Radio Sets SCR-518, SCR-618	17,600	0	0
AIRBORNE RADIO DETECTION AND RECOGNITION EQUIPMENT			
Radio Set SCR-540	400	64	16
Radio Set SCR-535	15,000	2,013	13
Radio Set SCR-521	7,114	573	8
Radio Set SCR-515	19,536	352	2
Radio Set SCR-520	950	4	*
Radio Set SCR-595	18,500	0	0
Radio Set SCR-695	18,000	0	0
WIRE COMMUNICATION EQUIP.			
Telegraph Printer Set EE-97	2,564	248	10
Reel Cart RL-16	442	35	8
Reel Unit RL-31	11,685	870	7
Telegraph Central Office Set TC-3	374	0	0
ACCESSORY EQUIP.-GROUND			
Chest BC-5	12,153	1,394	11
Test Set I-56	8,768	598	7
Power Unit PE-75	1,275	40	3
Loudspeaker LS-3	16,688	40	*
Charging Set SCR-169	2,525	0	0
Maintenance Equip. ME-13	1,014	0	0

Item	Req'd. prod. 1942	Deliveries Jan 1-May 31	
		Number	Percent
GROUND RADIO COMMUNICATION-RADIO SETS			
Radio Set SCR-178	2,447	420	17
Radio Set SCR-293, SCR-508	3,799	597	16
Radio Set SCR-528	12,629	1,747	14
Radio Set SCR-609	856	107	13
Radio Set SCR-193	600	76	13
Radio Set SCR-197, SCR-299	2,166	250	12
Radio Set SCR-294, SCR-538	19,644	2,304	12
Radio Set SCR-188	2,407	67	3
Radio Set SCR-610	19,248	462	2
Radio Set SCR-284	17,912	0	0
Radio Set SCR-543	2,127	0	0
Radio Set SCR-244	360	0	0
Radio Set SCR-179	120	0	0
Radio Set SCR-608	6,197	0	0
Radio Set SCR-628	2,067	0	0
Radio Set SCR-511	3,869	0	0
Radio Set SCR-506	4,733	0	0
GROUND-AIR NAVIGATIONAL AID			
Control Net System SCS-2	20	1	5
SCS-3	53	0	0
Homing Device SCR-277	28	0	0
Instrument Landing System SCS-51	41	0	0
GROUND RADIO DETECTION EQUIPMENT			
Radio Set SCR-270	278	44	16
Radio Set SCR-268	1,797	171	10
Radio Set SCR-532	1,147	10	1
Radio Set SCR-296	218	1	*
Radio Set SCR-545, SCR-584	606	0	0
Radio Set SCR-527	16	0	0
Radio Set SCR-547	812	0	0
MISCELLANEOUS SIGNAL EQUIP.			
Converter M-209	48,513	0	0
Photographic Set PH-261	51	0	0
Time Interval Apparatus EE-85	127	0	0
EE-86	112	0	0

* Less than one percent

TEXT SUMMARY - CORPS OF ENGINEERS - PROCUREMENT PROGRESS THROUGH MAY 31, 1942

Source of Information: Supply Division, Office of the Chief of Engineers

GENERAL

Of the 41 selected items shown on the tabular summaries on the two following pages 31 show deliveries for the month of May, the major part of which is for Troop Equipment needs. The number of items showing May deliveries in the three procurement classes are as follows:

Procured for	Number of Items		May deliveries dollars
	Scheduled for May delivery	Showing May deliveries	
Troop Equipment	31	26	$9,780,000
Theater of Operations	11	5	2,147,000
Int. Aid and Others	7	5	479,000

PROCUREMENT STATUS, MAY 1942

TROOP EQUIPMENT - the tabular summaries on the two following pages show 26 items scheduled. Of these 11 have completed their May schedules, 10 show uncompleted schedules and the remaining 5 show no May deliveries.

THEATER OF OPERATIONS - Of the 11 items having May schedules, only one, Boat, power, with trailer, shows completed schedule. Of the remaining 10 items, 3 are behind schedule, and 7 show no May deliveries.

INTERNATIONAL AID - The May schedule of 355 Floats, pneumatic, was completed with 410 received. Of the six other items having May schedules 4 are behind schedule and two items show no May deliveries.

PRODUCTION LAG

A tabulated summary of items having 1942 deliveries of 20 percent or less of the required production is included in this week's summary report. These items were taken from the May Monthly Status Report and include only those items having production requirements. The 1942 requirements and deliveries listed are for Troop Equipment and International Aid procurement only. Requirements for Theater of Operations are developed as needed and hence are not included in this report.

Of 56 critical items having 1942 requirements, 4 have already met those objectives. There are 28 items or 50 percent which have deliveries of 20 percent or less of the required production. Of these 28 items, 18 show no deliveries at all.

Included in the May Monthly Status Report are 19 essential items of Engineer equipment having 1942 requirements and of these, two items have completed their 1942 requirements. They are Car, railway, tank, and Welding equipment, electric,300 amp. Deliveries of 20 percent or less are shown on 13 items, and of these, 8 show no 1942 deliveries against existing 1942 requirements.

TABULAR SUMMARY - PROCUREMENT STATUS OF SELECTED ITEMS - CORPS OF ENGINEERS
MAY 31, 1942

Source of Information: Supply Division, Office of the Chief of Engineers

Item		Author-ized	Under con-tract	Req'd prod. 1942	Accepted					Estimated		
					Jan 1-May 31	Feb	Mar	Apr	May	Jun	Jul	Aug
Auger, earth, motorized	Troop Equipment	33	33	82	28	7	8	0	8	(a)	(a)	(a)
	Int.Aid & Others	14	14	0	6	0	0	0	0	0	0	0
Balloon, Barrage	Troop Equipment	5,143	5,143	(c)	236	(c)	(c)	(c)	236	(d)	(d)	(d)
Boat, half, w/7 paddles	Troop Equipment	4,205	1,905	3,383	0	0	0	0	0	150	300	300
	Int.Aid & Others	1,600	1,600	2,000	0	0	0	0	0	0	0	550
Boat, power, with trailer	Troop Equipment	279	279	143	59	0	19	40	0	10	5	25
	Theater of Oper.	70	70	(d)	18	0	0	4	14	20	20	0
	Int.Aid & Others	100	100	100	0	0	0	0	0	0	25	25
Boat, reconnaisance	Troop Equipment	230	230	2,190	0	0	0	0	0	100	30	0
	Int.Aid & Others	450	450	0	0	0	0	0	0	0	0	0
Bridge, steel, port., H-10	Troop Equipment	38	38	27	20	6	0	2	0	(b)	(b)	(b)
	Theater of Oper.	32	32	(d)	0	0	0	0	0	0	0	0
	Int.Aid & Others	3	3	15	3	0	0	0	0	0	0	0
Bridge, steel, port., H-20	Troop Equipment	58	58	0	49	10	12	10	10	(b)	(b)	(b)
	Theater of Oper.	16	16	(d)	0	0	0	0	0	(b)	(b)	(b)
Bridge, steel, treadway	Troop Equipment	19	19	17	2	0	2	0	0	10	4	0
	Int.Aid & Others	5	5	5	0	0	0	0	0	(b)	(b)	(b)
Camera, copying, motorized	Troop Equipment	9	9	10	1	0	0	0	0	0	0	0
	Theater of Oper.	11	11	(d)	0	0	0	0	0	4	0	4
Compass, lensatic, w/case (thou)	Troop Equipment	128	113	53	56	12	17	5	21	15	15	15
	Int.Aid & Others	12	12	10	0	0	0	0	0	0	0	0
Compressor, air, motorized	Troop Equipment	1,193	1,193	529	1	0	0	0	1	60	150	160
	Theater of Oper.	200	200	(d)	0	0	0	0	0	80	0	0
	Int.Aid & Others	389	149	149	50	0	0	49	1	0	0	0
Crane, truck, mounted	Troop Equipment	143	69	75	55	11	4	5	24	0	0	0
	Theater of Oper.	125	125	(d)	0	0	0	0	0	25	25	25
	Int.Aid & Others	56	56	9	10	0	0	0	0	0	0	0
Dup. equip., gelatin 18"x18"	Troop Equipment	986	986	625	491	0	0	0	491	0	0	0
Electric ltgt. equip., 3KVA	Troop Equipment	1,763	900	1,014	306	20	0	100	186	120	120	120
	Theater of Oper.	50	50	(d)	50	0	50	0	0	0	0	0
	Int.Aid & Others	5	5	0	5	0	0	0	5	0	0	0
Electric ltgt. equip., 5KW	Troop Equipment	917	417	251	109	49	0	0	0	0	0	122
	Theater of Oper.	1,394	1,394	(d)	350	0	105	110	135	220	229	200
	Int.Aid & Others	232	232	100	232	135	0	0	27	0	0	0
Explosive, amm. nitr. (tons)	Troop Equipment	1,905	700	1,680	50	0	3	44	3	70	80	80
Explosive, TNT (tons)	Troop Equipment	7,500	2,250	4,299	1,083	232	248	235	240	135	135	135
Float, pneumatic	Troop Equipment	400	400	1,739	0	0	0	0	0	400	0	0
	Int.Aid & Others	5,160	5,160	500	565	0	0	50	410	730	20	79
Grader, road, motorized	Troop Equipment	196	196	103	62	0	0	13	49	20	12	30

(a) Schedule of trucks unavailable
(b) Contingent upon receipt of material
(c) Information unavailable
(d) Program developed as needed

TABULAR SUMMARY - PROCUREMENT STATUS OF SELECTED ITEMS - CORPS OF ENGINEERS
MAY 31, 1942

Source of Information: Supply Division, Office of the Chief of Engineers

Item		Author-ised	Under con-tract	Req'd prod. 1942	Accepted					Estimated		
					Jan 1-May 31	Feb	Mar	Apr	May	Jun	Jul	Aug
Instruments, drawing, field	Troop Equipment	22,288	12,288	10,295	3,324	200	500	400	1,828	2,163	1,950	1,987
	Int.Aid & Others	153	153	0	153	0	0	0	153	153	0	0
Mixer, concrete	Troop Equipment	168	168	172	0	0	0	0	0	60	60	28
	Theater of Oper.	55	55	(a)	15	15	0	0	0	0	0	0
	Int.Aid & Others	42	42	0	27	0	0	0	27	0	0	0
Ponton, bridge, 10-ton	Troop Equipment	32	32	37	0	0	0	0	0	(b)	(b)	(b)
	Theater of Oper.	5	5	(a)	0	0	0	0	0	(b)	(b)	(b)
	Int.Aid & Others	22	22	12	10	3	2	1	1	(b)	(b)	(b)
Ponton, bridge, 25-ton	Troop Equipment	50½	50½	57½	18	4	3	2	6	(b)	(b)	(b)
Searchlight, 24", beach def	Troop Equipment	126	126	174	104	6	11	44	43	0	0	0
	Theater of Oper.	138	138	(a)	0	0	0	0	0	0	0	0
Searchlight, AA, 60" mobile	Troop Equipment	8,601c	7,730	1,424c	523	112	84	88	99	160	75	125
	Int.Aid & Others	4,792	4,792	2,244	2	0	0	0	2	0	0	0
Semi-trailer, 1500-gal water	Troop Equipment	205	205	435	0	0	0	0	0	(b)	(b)	(b)
	Theater of Oper.	50	50	(a)	0	0	0	0	0	(b)	(b)	(b)
Shovel, gasoline, 1/2-yd.	Troop Equipment	179	179	136	69	13	16	13	10	12	12	12
	Theater of Oper.	70	70	(a)	14	0	2	3	6	20	20	20
	Int.Aid & Others	328	328	0	1	0	0	0	1	10	10	15
Special equip., Aviation	Troop Equipment	26	26	20	9	0	2	3	4	(d)	(d)	(d)
	Theater of Oper.	113	113	(a)	4	0	0	0	4	(d)	(d)	(d)
Stereocomparagraph, equip.	Troop Equipment	158	158	51	150	0	0	0	150	0	0	0
Stereoscope, mirror, w/bin.	Troop Equipment	4,261	4,261	2,474	695	209	36	27	112	225	71	200
	Int.Aid & Others	437	437	0	0	0	0	0	0	0	150	134
Tractor, med., w/angledozer	Troop Equipment	634	634	653	31	0	0	0	31	80	0	180
	Theater of Oper.	365	365	(a)	65	0	30	14	0	0	240	60
	Int.Aid & Others	152	0	315	0	0	0	0	0	0	0	0
Trailer, (light tractor)	Troop Equipment	200	200	165	112	0	0	6	0	40	45	0
Trailer, (medium tractor)	Troop Equipment	777	777	724	0	0	0	0	0	200	200	200
	Theater of Oper.	65	65	(a)	0	0	0	0	0	0	0	0
	Int.Aid & Others	106	106	0	24	8	0	0	0	0	0	0
Trailer, 60" searchlight	Troop Equipment	2,648	2,648	925	2,083	542	156	100	685	350	0	0
	Int.Aid & Others	4,790e	4,790e	2,244	0	0	0	0	0	0	0	0
Trailer, (triangul. tower)	Troop Equipment	71	71	47	0	0	0	0	0	8	39	4
Transit, Engineers, 1-min.	Troop Equipment	971	971	806	265	0	92	63	44	100	100	100
	Int.Aid & Others	480	430	0	30	30	0	0	0	0	0	0
Transit, Engineers, 20-sec.	Troop Equipment	539	539	421	472	0	50	250	72	0	0	0
	Int.Aid & Others	213	213	0	60	0	0	0	60	60	12	12
Triangulation tower, port.	Troop Equipment	36	36	24	20	0	0	10	0	16	0	0
Water puri. unit, mobile	Troop Equipment	66	66	42	30	0	0	18	12	12	12	0
	Theater of Oper.	140	140	(a)	20	0	2	18	0	20	20	20
	Int.Aid & Others	0	0	20	0	0	0	0	0	0	0	0
Water supply equip.,Engineer	Troop Equipment	530	213	138	18	0	0	0	0	0	0	5
	Theater of Oper.	1,130	1,130	(a)	363	50	50	66	133	150	150	150
	Int.Aid & Others	100	100	0	0	0	0	0	0	0	0	0
Welding & cutting set	Troop Equipment	350	323	203	391	0	0	86	306	100	0	0
	Theater of Oper.	50	50	(a)	50	0	0	50	0	0	0	0
	Int.Aid & Others	106	106	0	106	0	4	102	0	0	0	0

(a) Program developed as needed
(b) Contingent upon receipt of material
(c) Includes 293 for Seacoast Defense
(d) Information unavailable
(e) Includes 2,625, 1943 requirement

CORPS OF ENGINEERS - LAGS IN REQUIRED PRODUCTION - MAY 31, 1942

Source of Information: Engineer Section, Monthly Status Report

The tabulation below lists selected items having 1942 requirements, which are shown in the Monthly Status Report, Engineer Section, Army Supply Program for May 1942, and on which 20 percent or less of the required 1942 production has been delivered.

CRITICAL ITEMS

Item	Req'd prod. 1942	Del. Jan 1 - May 31		Item	Req'd prod. 1942	Del. Jan 1 - May 31	
		Number	Percent			Number	Percent
Ponton bridge, 10-ton	49	10	20	Camera, copying, motorized	10	0	0
Searchlight, AA. 60" mobile	3,375	523	16	Mobile reproduction equip.	3	0	0
Bridge, steel, treadway	22	3	14	Motor, boat, storm	177	0	0
Floats, pneumatic, 6-ton	2,239	280	13	Multiplex projection equip.	1	0	0
Special equipment, shop co.	10	1	10	Raft, infantry support	676	0	0
Water supply equip. Engineer	238	18	8	Repro equip. lith pl topo bn	4	0	0
Map repro. equip., mts'd	29	2	7	Saw, timber, gas-motor oper.	76	0	0
Trailer(for medium tractor)	724	24	3	Searchlight, 18" beach def.	1,383	0	0
Explosive,amm. nitr. (tons)	1,680	50	3	Semi-trailer, 1500-gal water	435	0	0
Theodolite	267	2	1	Semi-trailer, fl. bed 20-ton	29	0	0
Boat, half	5,383	0	0	Spec. equip, rd const GS reg.	15	0	0
Boat, reconn. pneumatic	2,190	0	0	Suppl. bridge equip, Eng sq.	3	0	0
Boat, storm	177	0	0	Trailer (triangul. tower)	47	0	0
Bridge, pneumatic, complete	37	0	0	Trestle equipment, set	102	0	0

ESSENTIAL ITEMS

Item	Req'd prod. 1942	Del. Jan 1 - May 31		Item	Req'd prod. 1942	Del. Jan 1 - May 31	
		Number	Percent			Number	Percent
Bag, sand (thou)	62,550	9,805	16	Car, railway, gondola, 60'	22	0	0
Truck, 5-6 ton, tractor	1,333	80	6	Compressor, air, motorized	678	0	0
Truck, 4-ton, 6x6 cargo	395	20	5	Locomotive, gas, 30-ton, CA	8	0	0
Tractor, med. w/angledozer	968	31	3	Precise level equipment	3	0	0
Tower, fire control, 50'	396	12	3	Truck, 4-5 ton, 4x4, dump	317	0	0
Car, railway, baggage	28	0	0	Truck, 6-ton 6x6, spec. body	876	0	0
Car, railway, box (store)	25	0	0				

TEXT SUMMARY - MEDICAL DEPARTMENT - FOR WEEK ENDED JUNE 11, 1942

Source of Information: Finance & Supply Div. - Office of Surgeon General

MACHINE, RADIOGRAPHIC, 200MA: Four contracts on the 200ma shockproof radiographic and fluoroscopic x-ray machines were completed between May 8 and 23, 1942. There are three new contracts for 150, 130 and 25 machines, respectively,on which no deliveries have yet been made. The Philips Metalix Corporation, New York, New York, has a contract for 150 on which 50 are due, but no deliveries have been forthcoming to date. Because these machines contain such critical basic materials as aluminum, magnesium, copper, brass, and steel, contractors have been delayed, since in most cases no suitable substitutes for these metals have been developed. The shortage of skilled labor has also led to many delays in the manufacture of this highly important equipment.

SCISSORS, BANDAGE: Contracts now in force for Scissors, Bandage, Angular, Seven and One-Half Inch, show the following status as of May 31, 1942:

Contractor	Contract	Due	Del	Behind Schedule
Acme Shear Co.	26,147	26,147	21,960	4,187
Clauss Shear Co.	3,600	3,600	2,400	1,200
J. Wiss Sons Co.	5,000	0	1,500	0
W.H. Compton Shear Co.	2,100	600	0	600
Rex Cutlery Corp.	30,000	20,000	7,651	12,349
Total	66,847	50,347	33,511	18,336

The difficulties experienced by manufacturers in keeping up with their production schedules have been numerous. Because of low priority ratings, basic steel has been furnished by sub-contractors after prolonged delays. Dies are scarce and forgings are turned out slowly. Nickel for plating is almost unobtainable. Skilled labor is scarce, and hard to keep because of higher wages in other industries. The selective service law reduces available labor.

NEEDLES, SURGEON'S: The status of surgeon's needles shown in the tabular summary on page 30 represents a very satisfactory condition for this item. Out of a total of forty-one types and sizes twenty-two are ahead of schedule, eleven are on schedule, and eight behind schedule. At present, only two firms are manufacturing surgical needles in this country: The Anchor Products Company, Chicago, Illinois, and the Torrington Company, Torrington, Conn. The only dealer of note is the McGregor Instrument Co., Needham, Mass., an importer of needles of British manufacture. The principal difficulties encountered in procuring needles have been a lack of machinery for plant expansion and the slowness with which the basic material, stainless steel wire, has been received from sub-contractors.

PERCENTAGE OF MILITARY PERSONNEL ON SICK REPORT: In the week ended June 4, the percentage of sick within the continental limits of the United States was 3.00. There were 2.82 percent in hospital and .18 percent in quarters.

TABULAR SUMMARY - STATUS OF SELECTED MEDICAL DEPARTMENT ITEMS ON ARMY SUPPLY PROGRAM* - MAY 31, 1942

Source of Information: Medical Department Procurement Progress Reports

	Author-ized	Under con-tract	Req'd prod. 1942	Accepted					Estimated		
				Jan 1-May 31	Feb	Mar	Apr	May 1-31	May	Jun	Jul
FIRST AID DRESSING											
Packet, first aid	**2,726	2,725	3,458	701	0	21	535	145	710	596	700
Dressing, first aid, large***	**5,228	5,228	5,345	2,842	513	637	437	756	1,143	433	334
Dressing, first aid, small	**8,864	7,600	10,674	2,072	82	233	645	900	1,079	1,000	1,000
SURGICAL INSTRUMENTS											
Forceps, hemostatic, Abbey***	11,135	8,247	7,647	5,681	1,572	846	942	728	300	3,634b	
Forceps, hemo., H., mos., straight	52,101	35,995	53,773	15,524	852	6,876	5,420	504	0	4,764	3,704
Forceps, hemostatic, Jones	11,222	11,222	11,414	4,345	1,045	348	1,992	960	203	949	949
Forceps, hemo., H.-K., straight***	109,368	46,680	53,590	34,937	11,690	16,125	2,226	2,388	9,622	2,400	3,349
Forceps, hemo., H.-P., curved***	272,307	54,291	85,787	50,610	14,016	8,553	4,861	2,980	35,565	8,152b	
Forceps, hemo., Kocher, straight	189,999	182,499	309,404	17,942	216	372	5,740	1,614	0	42,372	37,023
Forceps, hemo., H.-O., 6¼", str.***	80,911	30,515	30,515	25,375	9,985	4,356	6,552	8	89	3,468b	
Forceps, hemo., H.-O., 7¼", straight	41,472	41,328	28,586	32,292	3,276	6,572	8,848	6,960	14,179	11,387	4,718
Forceps, hyst., Pean, curved	51,322	14,614	30,321	11,143	924	372	1,884	5,024	2,205	4,815	1,448
Forceps, sponge***	38,396	36,283	49,979	33,748	9,866	6,448	3,936	5,084	3,432	4,460	989
Forceps, towel, 3"	35,731	34,375	30,045	11,302	1,672	4,404	4,146	1,080	4,027	4,654	2,653
Forceps, towel, 5¼"	25,708	21,470	45,108	10,040	2,468	852	3,360	1,224	900	2,000	1,600
Holder, needle, Hegar-Mayo	69,854	64,162	95,061	17,456	2,856	3,850	3,457	1,384	1,770	13,735	3,470
Knife, operating, 1½" blade	25,118	25,118	9,240	9,132	3,016	3,000	24	3,092	0	6,000	5,400
Knife, operating, 1½" blade***	9,758	9,686	9,670	4,513	0	697	2,232	1,584	0	0	3,891
Knife, operating, 2" blade***	4,210	4,096	4,096	1,937	0	1,937	0	0	0	0	2,159
Scissors, bandage	169,016	120,509	184,134	79,763	15,392	14,211	21,661	15,923	1,772	13,558	13,559
Scissors, dissecting, cur., 5½"***	6,110	5,774	8,609	5,774	200	1,266	1,665	2,143	1,752b		
Scissors, dissecting, str., 5½"	12,015	11,575	14,009	11,031	5,310	2,022	16	2,927	1,744b		
SURGICAL APPLIANCES											
Anesthesia apparatus, N_2O	696	678	1,681	10	0	0	0	4	10	12	101
Phorometer	1,479	588	425	413	226	63	70	28	66	10	10
Sphygmomanometer, mercurial	13,872	12,602	13,303	4,874	1,314	0	1,092	2,375	0	1,500	2,000
Splint, Thomas, arm, hinged	125,709	125,409	74,209	56,469	11,492	12,857	20,775	10,895	0	4,299	10,640
Splint, Army, leg, ŋ-ring	65,523	37,064	53,037	22,509	3,369	11,254	2,888	3,438	3,962	5,560	4,077
X-RAY EQUIPMENT											
Machine, radiographic, 200ma	481	421	604	116	27	36	22	13	50	28	29
X-ray, field, generator	1,029	902	1,233	233	18	0	66	120	13	190	70
X-ray, field, mobile unit	1,739	1,142	2,335	482	26	158	208	90	319	92	92
STERILIZERS											
Hospital, complete	255	216	676	198	70	49	22	13	13	13b	
Hospital, utensil	5,136	5,102	11,324	3,777	786	458	741	1,290	637	1,270	635
FIELD EQUIPMENT											
Kit strap, cantle ring***	151,924	151,924	419,067	25,787	12,883	7,883	5,754	0	22,913	51,612	51,613
Kit insert, Type I***	62,069	62,069	250,373	37,021	2,218	8,750	11,045	10,000	25,205	8,843a	
Kit insert, Type II***	22,158	19,208	48,960	3,900	900	2,000	1,000	0	0	5,000	10,308
Kit strap, litter***	159,750	159,750	424,188	41,193	16,785	8,078	4,330	12,000	37,592	401,300	36,832
Kit pouch, canvas	148,002	148,002	340,498	50,521	0	13,200	9,537	26,985	0	0	91,981
Kit, suspender***	72,874	72,874	140,686	43,757	5,800	7,542	14,816	15,599	20,104	24,612a	
Chest, field, plain	16,518	16,518	10,360	1,876	525	1,109	75	0	0	1,338	723
Litter	1,684	1,684	45,211	1,291	0	0	0	1,291	(a)		
Litter, folding	22,485	1,999	1,990	109	64	0	0	0	55	27	27

*All "Authorized" and "Under Contract" figures are less all deliveries prior to January 1, 1942. Includes International Aid and Navy figures.
**Figures in thousands.

(a) Authorizations completed.
(b) Contracts completed.
*** Data for May 23, 1942, excluding International Aid and Navy; later figures not available.

MEDICAL DEPARTMENT - STATUS OF SELECTED ITEMS ON ARMY SUPPLY PROGRAM - MAY 31, 1942

Source of Information: Medical Department Procurement Progress Reports

	Required 1942 production*	Percent required production		
		Con	Due	Del
FIRST AID DRESSINGS				
Packet, first aid	3,457,566	79	21	20
Dressing, first aid, large**	5,345,352	98	77	53
Dressing, first aid, small	10,673,885	83	32	19
SURGICAL INSTRUMENTS				
Forceps, hemo., 8 types**	259,416	87	68	65
Forceps, hyst., Pean, curved	30,321	48	35	37
Forceps, sponge**	49,979	73	55	68
Forceps, towel, 2 sizes	78,153	74	22	28
Holder, needle, Hegar-Mayo	95,061	67	28	18
Knife, operating, 3 sizes**	22,966	100	74	68
Scissors, bandage	184,134	85	48	43
Scissors, dis., curved, 5½"**	8,609	67	67	67
Scissors, dis., straight, 5½"	14,009	83	82	79
SURGICAL APPLIANCES				
Anesthesia apparatus, N_2O	1,681	40	1	1
Phorometer	425	100	100	97
Sphygmomanometer, mercurial	13,303	95	41	37
Splint, Thomas, arm, hinged	74,209	100	85	76
Splint, Army, leg, ½-ring	53,037	70	70	42
X-RAY EQUIPMENT				
Machine, radiographic, 200ma	604	70	24	19
X-ray, field, generator	1,233	73	29	19
X-ray, field, mobile unit	2,335	49	3	21
STERILIZERS				
Hospital, complete	676	32	30	29
Hospital, utensil	11,324	45	37	33
FIELD EQUIPMENT				
Kit strap, cantle ring**	419,067	36	12	6
Kit insert, Type I**	250,373	25	15	15
Kit insert, Type II**	48,960	39	8	8
Kit strap, litter**	424,188	38	16	10
Kit pouch, canvas	340,498	43	16	15
Kit suspender**	140,686	52	33	31
Chest, field, plain	10,360	100	53	18
Litter	45,211	4	4	3
Litter, folding	1,990	100	5	5



*Includes International Aid and Navy figures.

**Data for May 23, 1942, excluding International Aid and Navy; later figures not available.

MEDICAL DEPARTMENT - LAGS IN REQUIRED PRODUCTION - MAY 31, 1942

Source of Information: Medical Section, Monthly Status Report

The tabulation below lists Critical and Essential Items which are shown in the May 31, 1942, Status Report, Equipment Section of the Army Supply Program, and on which less than 20 percent of the 1942 Required Production has been delivered.*

CRITICAL ITEMS

	1942 req. prod.	Deliveries Jan 1-May 31			1942 req. prod.	Deliveries Jan 1-May 31	
		Number	%			Number	%
Forceps, mastoid, rongeur, Bane	15,710	2,951	19	Curette, F. F. Molt, No. 9 L	1,821	154	8
Machine, radiographic, 200ma	604	116	19	Forceps, hemostatic, Kocher	309,404	17,942	6
X-ray, field, generator	1,233	233	19	Needle, eye, size 2, 3/8-circle	8,504	532	6
Holder, needle, Hegar-Mayo	95,061	17,456	18	X-ray, field unit, tent, darkroom	690	28	4
Retractor, abdominal, flexible	563	103	18	Shears, plaster of Paris	40,569	1,672	4
Chest, field, plain	10,360	1,876	18	Forceps, cystoscopic, rongeur, 7-F	393	7	2
Forceps, dressing, 10"	16,789	2,779	17	Forceps, sequestrum	1,380	26	2
Forceps, tissue, spring, 5½" blade	364,760	63,170	17	Scissors, tenotomy	133	0	0
Forceps, dressing, 5½"	413,824	66,668	16	Retractor, eye, Fisher	1,040	0	0
Kit pouch, canvas	340,498	50,521	15	Retractor, decompression	200	0	0
Forceps, bullet	1,524	213	14	Knife, tenatome, blunt	1,182	0	0
Forceps, bone-holding, 10-inch	8,510	1,215	14	Forceps, lithotomy, curved	578	0	0
X-ray, field, table unit	1,212	171	14	Curette, eustachian	159	0	0
				Curette, chalazion, medium	260	0	0

ESSENTIAL ITEMS

	1942 req. prod.	Deliveries Jan 1-May 31			1942 req. prod.	Deliveries Jan 1-May 31	
		Number	%			Number	%
Dressing, first aid, small	10,673,885	2,072,340	19	Lamp, therapeutic, carbon arc, large	64	5	8
Bandage, gauze, compressed, 2x2"	421,378	79,085	19	Autoclave, laboratory, field	1,668	118	7
Unit, operating, dental	3,953	759	19	Kit, first aid, aeronautic	19,812	1,142	6
Syringe, Luer, needle, 23 gage, 3/4"canula	528,258	93,876	19	Cylinder, carbon dioxide, 1 lb. 9 oz., empty	9,034	532	6
Microscope	5,610	949	17	Litter, folding	1,990	109	5
Kit, first-aid, motor vehicle, 12-unit	463,012	71,820	16	Cylinder, nitrous oxide, 250 gallon, empty	19,038	1,007	5
Forceps, bone, rongeur, No. 5S	3,900	561	14	Litter	45,211	1,291	3
Syringe, hypo., complete	7,841	1,000	13	Lamp, therapeutic, mercury arc, air-cooled, large	530	14	3
Forceps, hawkbill, Army	2,524	294	12	Cylinder, oxygen, 1500 gallon, empty	8,362	48	1
Unit, power, electric	1,370	198	12	Anesthesia, apparatus, nitrous oxide	1,681	10	1
Table, instrument, folding	3,070	358	12	Table, operating	4,301	63	1
Bandage, gauze, roller, 3"	931,424	110,463	12	Bath, leg	639	6	1
Microtome	542	58	11	Chair, dental, field	5,366	0	0
Incubator, bacteriological, 37½°C & 50°C	1,333	151	11	Table, operating, folding	2,047	0	0
Sheet	6,938,919	715,401	10				
Syringe, Luer, needle, 17 gage, 3" canula	167,366	16,964	10				

*Includes International Aid and Navy figures.

MEDICAL DEPARTMENT - CRITICAL ITEMS - STATUS OF SURGICAL NEEDLES - MAY 23, 1942

Source of Information: Medical Department Procurement Progress Reports

Surgical Needles	1942 req. prod.*	Financed	Contracted	Delivered	Percent of requirement Fin	Con	Due	Del
ABDOMINAL								
2-7/8 inch, straight	50,400	43,870	43,126	29,335	87	86	36	58
CATGUT								
Size 1, ½-circle	4,062	4,062	4,062	3,204	100	100	79	79
Size 2, ½-circle	112,129	113,372	112,132	111,123	100	100	60	99
Size 3, ½-circle	5,805	5,805	5,805	2,134	100	100	37	37
Size 4, ½-circle	111,147	118,288	117,048	116,204	100	100	74	100
Size 3, 3/8-circle	6,881	8,994	8,994	8,012	100	100	88	100
CERVIX								
Size 1, 3/8-circle	**	700	700	700	**	**	**	**
Size 3, 3/8-circle	**	1,555	1,555	1,355	**	**	**	**
EYE								
Size 2, ½-circle	4,353	105,913	3,903	1,294	100	90	82	30
Size 4, ½-circle	4,116	8,140	3,780	3,514	100	92	62	85
Size 1, ½-circle	9,250	148,380	9,750	8,157	100	100	85	88
Size 3, ½-circle	**	630	630	630	**	**	**	**
Size 1, 3/8-circle	10,775	11,331	10,731	4,272	100	99	62	40
Size 2, 3/8-circle	8,504	12,231	7,571	532	100	89	50	6
Size 4, 3/8-circle	6,710	10,918	6,458	6,433	100	96	64	96
INTESTINAL								
Size 2, ½-circle	11,056	6,569	6,569	3,251	59	59	47	29
Size 3, ½-circle	19,118	19,221	18,948	18,948	100	99	48	99
Size 4, ½-circle	12,506	11,698	11,698	9,140	93	93	68	73
Size 2-3/4 inch, straight	3,970	3,800	3,800	3,243	96	96	66	82
Size 1-3/4 inch, straight	5,691	7,712	7,712	4,732	100	100	11	83
Size 1½ inch, straight	10,320	3,333	3,033	2,216	32	29	10	21
KIDNEY & LIVER								
½-curved	**	100	100	100	**	**	**	**
Straight	**	100	100	100	**	**	**	**
SKIN SUTURE								
3½-inch	**	0	0	0	**	**	**	**
2½-inch	**	4,828	0	0	**	**	**	**
SURGEON'S REGULAR								
Size 10, ½-curved	**	300	300	300	**	**	**	**
Size 18, ½-curved	**	1,458	1,458	345	**	**	**	**
Size 2, 3/8-circle	6,445	6,371	6,371	6,371	99	99	21	99
Size 4, 3/8-circle	32,445	47,019	32,175	29,866	100	99	10	92
Size 6, 3/8-circle	27,861	44,905	44,905	27,873	100	100	91	100
Size 8, 3/8-circle	3,387	3,412	3,412	3,290	100	100	27	97
Size 10, 3/8-circle	30,151	32,885	32,885	28,967	100	100	32	96
Size 12, 3/8-circle	12,744	15,424	15,424	13,153	100	100	93	100
Size 14, 3/8-circle	6,731	6,731	6,731	2,470	100	100	37	37
Size 16, 3/8-circle	10,523	10,420	10,420	3,780	100	99	81	36
Size 18, 3/8-circle	7,248	7,748	7,748	2,766	100	100	40	38
Size 20, 3/8-circle	8,508	10,744	10,744	9,458	100	100	99	100
UTERINE								
Size 0, ½-circle	**	30,444	1,500	1,300	**	**	**	**
Size 1, ½-circle	13,322	16,650	16,650	13,100	100	100	96	98
Size 5, ½-circle	82,872	72,942	72,942	57,628	88	88	61	70
Size 7, ½-circle	10,520	14,530	14,530	10,777	100	100	98	100

* Includes Navy and International Aid

** Not on Army Supply Program

TEXT SUMMARY - C. W. S. - STATUS JUNE 5, 1942

Source of Information: Chemical Warfare Service Progress Reports

CHEMICAL AGENTS: There were no deliveries reported for Lewisite during this report period. At present the Edgewood pilot plant is being renovated to increase its capacity from 26 tons to 75 tons per month. This rebuilding process will take approximately two months, and further production will therefore be delayed until August 1, 1942.

Additional Lewisite facilities are planned at Huntsville, Pine Bluff and Denver. The two units at Huntsville with a rated capacity of 420 tons per month each are expected to be in operation by November. The two units at Pine Bluff with half the Huntsville capacity are scheduled for operation by December. It is expected that the entire Denver facilities, having a capacity of 1,470 tons per month, will be available January 1, 1943.

Total production of Lewisite by all plants for the thirty month period ending June 1944 is estimated at 53,675 tons, which practically equals the 54,000 ton objective for the period.

CHEMICAL MORTAR SHELLS: Because the required tools necessary for this program have been extremely difficult to obtain, the six contractors have been unable to tool-up as rapidly as hoped. Two of the companies are in partial production and by July 1st they should be producing at their maximum scheduled rate. According to present plans, it is anticipated that the capacity will be 200,000 per month by the end of the year.

The design of the shell was changed from a completely forged body to a forged base with a tubular steel cylinder silver-soldered to the base. This was done to overcome the forging bottleneck. Every attempt is being made by Chemical Warfare Service to expedite production by using substitute materials and by modifying present manufacturing methods.

DUST RESPIRATORS: The Army requirements for this item for the thirty month period ending June 1944 are 31,767,815 units. In addition to this number, 757,989 are required by the Navy. Deliveries since January 1, 1942 total 42,261.

Procurement of dust respirators is being delayed because of the many difficulties encountered in obtaining satisfactory faceblank molds. Only four molds are now producing faceblanks, and it is anticipated that the remainder, about 400, will be in production on a graduated scale within the next month. Production schedules reach their peak in August.

WEEKLY DELIVERIES - SELECTED ITEMS

Item	Deliveries		Item	Deliveries	
	May 23 to May 29	May 30 to Jun 5		May 23 to May 29	May 30 to Jun 5
Agent, Bleach	85	165	Agent, Simulated (M1,M2)	600	550
Agent, H.T. Bleach (ton)	99	0	Apparatus, Decont. (1½ qt)	14,000	18,000
Agent, Non-Corr. (gal)	16,323	29,925	Bomb, Instructional, M2	0	864
Apparatus, Decont. Power	49	36	Container, Steel (1 ton)	175	463
Bomb, Incendiary (Mag)	117,368	114,252	Curtain, Gasproof	18,355	6,648
Bomb, Incendiary (Sub)	765,876	743,545	Impregnite I (ton)	91	85
Chemical Agents (tons)			Impregnite, Shoe (ton)	406	340
Lewisite (M1)	11	0	Ointment, Protective (ton)	14	20
Mustard (HS)	573	674	Respirator, Dust	2,916	4,870
Tear Gas (CNS)	81	0	Set, Gas, Detonation	260	89
White Phosphorus (WP)	105	104	Set, Gas, Instructional	318	46
Mask, Gas, Diaphragm	560	0	Shell, Chemical Mortar	4,583	2,424
Mask, Gas, Service	43,928	48,185	Shell, Livens Projector	2,016	0
Tank, Airplane M-10	0	432	Smoke Pots	3,481	474
Tank, Airplane M-20	44	0	Solvent, Impregnite (ton)	191	472
Tank, Airplane M-21	134	0	Trailer, Cml-Handling	0	55

TABULAR SUMMARY - STATUS OF SELECTED C. W. S. ITEMS ON ARMY SUPPLY PROGRAM*
JUNE 5, 1942

Source of Information: Chemical Warfare Service

Item	Author-ized**	Under con-tract**	Req'd prod. 1942	Jan 1-Jun 5	Accepted				Estimated		
					Mar	Apr	May	Jun 1-5	Jun	Jul	Aug
CRITICAL											
Agent, Bleach (ton)	5,941	6,367	7,014	1,553	382	172	448	165	310	360	360
Agent, H.T. Bleach (ton)	991	522	493	154	0	26	99	0	75	75	75
Agent, Non-Corr. (gal)	2,604,023	2,400,664	1,370,193	231,845	28,349	121,718	51,653	29,925	110,000	110,000	110,000
App. Decont. Power	1,266	1,766	1,389	446	67	145	198	36	160	160	160
Bomb, Incendiary (Mag)(a)	89,775	35,000	25,471	1,011	111	233	549	114	750	1,250	700
Bomb, Incendiary (Sub)(a)	13,500	13,500	13,500	7,812	1,911	1,784	2,347	744	2,132	2,132	2,130
Canister, Svc. & Dia.	2,065,369	2,065,372	1,617,604	923,353	247,463	173,614	58,805	0	250,000	300,000	400,000
Chemical Agents (tons)											
Lewisite (M-1)	58,912	4,912	54,000	78	28	26	24	0	0	0	75
Mustard (HS)	164,288	30,972	130,721	6,016	586	960	2,457	674	1,400	1,800	2,200
Phosgene (CG)	3,334	3,334	1,081	640	546	94	0	0	385	385	385
Screening Smoke (FS)	18,861	1,992	18,479	740	205	83	0	0	250	250	250
Screening Smoke (HC)	3,837	3,837	474	0	0	0	0	0	350	350	350
Tear Gas (CNS)	20,400	2,507	20,054	1,167	277	224	320	0	250	250	250
White Phosphorus (WP)	16,139	9,786	3,830	3,640	523	421	2,385	104	Procured as Needed		
Mask, Gas, Diaphragm	615,247	634,646	843,200	194,643	8,437	30,073	30,763	0	30,000	30,000	60,000
Mask, Gas, Service	3,965,480	3,923,877	2,046,132	863,355	146,465	193,327	146,171	48,185	250,000	300,000	400,000
Tank, Airplane M-10	47,256	33,096	47,256	3,972	722	1,312	578	432	800	3,000	5,500
Tank, Airplane M-20	11,290	940	1,691	156	0	112	44	0	0	50	50
Tank, Airplane M-21	11,290	940	1,665	134	0	0	134	0	0	0	50
ESSENTIAL											
Agent, Simulated (M1,M2)	3,177	3,177	597	1,250	0	0	700	550	1,377	1,100	0
Alarm, Gas	51,531	48,309	34,138	0	0	0	0	0	Not Standardized		
Apparatus, Decont (1½ qt)	678,875	665,545	535,328	146,343	24,596	33,347	38,400	18,000	78,000	78,000	78,000
Apparatus, Decont (3 gal)	48,735	45,541	42,251	0	0	0	0	0	10,000	10,000	10,000
Brush, Decontaminating	1,311	1,111	1,889	1,111	0	0	1,111	0	0	0	0
Candle, DM	33,402	33,402	44,019	0	0	0	0	0	6,000	6,000	6,000
Cart, C.W. 4.2"	2,374	2,374	436	0	0	0	0	0	180	250	250
Container, Steel (1 ton)	283,770	44,177	246,184	8,687	1,627	3,167	1,750	463	2,000	2,000	2,000
Curtains, Gasproof	437,774	442,353	653,702	280,272	28,800	30,248	73,625	6,648	70,000	70,000	28,729
Cylinders, Portable	27,262	27,262	17,018	0	0	0	0	0	1,766	750	750
Flame Thrower, Emplaced	520	0	1,035	0	0	0	0	0	0	0	0
Flame Thrower, Mounted	927	0	2,537	0	0	0	0	0	Not Standardized		
Generator, Smoke, Veh.	26,813	20,131	51,673	25	0	0	25	0	5,000	5,000	5,000
Impregnite I (ton)	10,634	5,212	1,875	1,154	217	292	361	85	350	350	350
Impregnite, Shoe (ton)	8,400	8,807	4,316	6,881	1,127	1,737	1,633	400	1,600	219	0
Kit Repair, Gas Mask, M8	15,820	11,811	6,482	0	0	0	0	0	6,490	8,891	0
Mask, Gas, Horse, M4	20,713	20,713	28,248	0	0	0	0	0	10,000	10,713	0
Mask, Gas, Horse, M5	18,432	18,432	29,056	0	0	0	0	0	10,000	8,432	0
Mine, Land, Chemical	1,411,507	1,451,507	398,970	543,347	80,231	0	0	0	100,000	100,000	100,000
Mortar, Chemical 4.2"	1,906	1,906	395	1	0	0	1	0	100	120	200
Ointment, Prot. (ton)	1,074	217	1,261	168	30	48	66	20	69	37	8
Plant, Impregnating, M1	5	15	19	0	0	0	0	0	1	2	6
Respirator, Dust	5,450,500	5,532,747	6,590,712	42,261	3,836	3,839	15,466	4,870	300,000	628,500	1,000,000
Set, Accessories, L.P.	513	392	120	3	0	0	0	0	0	107	172
Set, Gas, Detonation	4,684	4,684	59,718	4,036	0	141	1,546	89	425	250	75
Set, Gas, Instructional	0	0	7,660	364	0	0	318	46	575	50	0
Shell, Chemical Mortar	2,059,837	1,959,837	647,481	27,726	3,419	8,277	13,606	2,424	30,000	37,423	80,000
Shell, Livens Projector	187,639	187,639	32,268	24,327	0	0	20,779	0	55,000	55,000	5,336
Sight, Chemical Mortar	2,117	2,117	411	0	0	0	0	0	0	0	0
Solvent, Impregnite (ton)	22,685	22,685	5,156	5,829	1,202	875	1,034	472	1,000	1,000	1,000

* International Aid and Navy figures not included.
** Deliveries prior to January 1, 1942 are excluded.

(a) Figures in Thousands

C. W. S. - LAGS IN REQUIRED PRODUCTION - MAY 31, 1942

Source of Information: Chemical Warfare Service

The tabulation below lists selected items which are shown in the May 31, 1942 Status Report, Equipment Section, Army Supply Program and on which less than 20 percent of the 1942 required production has been delivered.

Item	Required production 1942	Deliveries Jan 1 - May 31, 1942	
		Number	Percent
CRITICAL			
Agent, Non-Corrosive (gal)	1,370,193	201,720	15
Tank, Airplane, M-20	1,691	156	9
Tank, Airplane, M-21	1,665	134	8
Tank, Airplane, M-10	47,256	3,540	7
Mustard Gas (HS)(ton)	84,460	5,452	6
Tear Gas (CNS)(ton)	20,060	1,085	5
Screening Smoke (FS)(ton)	18,479	740	4
Lewisite (M1)(ton)	117,809	78	*
Screening Smoke (HC)(ton)	493	0	0
ESSENTIAL			
Apparatus, Smoke Screen	33	6	18
Ointment, Protective (ton)	1,350	191	14
Shell, Chemical Mortar	647,481	31,821	5
Container, Steel, (1 ton)	247,984	11,016	4
Beam Grab, M1	132	4	3
Candle, Irritant, DM	44,019	1,000	2
Mortar, Chemical 4.2"	395	1	*
Generator, Smoke, Veh.	51,673	25	*
Apparatus, Decont. (3 gal)	42,655	0	0
Bomb, Incend., Instructional M2	77,800	0	0
Cart, Ammunition	334	0	0
Cart, Mortar, 4.2"	436	0	0
Cylinder, Portable, Cml.	17,018	0	0
Flame Thrower, Emplaced	1,045	0	0
Flame Thrower, Mounted	2,537	0	0
Grenade, Frangible, M1	11,605,965	0	0
Grenade, Incendiary, M14	24,367,772	0	0
Kit, Repair, Gas Mask, M8	6,482	0	0
Stand, Carrying, M1	2,879	0	0
Stand, Holding, Spray Tank, M2	1,415	0	0
Truck, Cml. Service, M1	260	0	0
Truck, Tank, Hand, M1	353	0	0

* Less than one percent.

PROCUREMENT PROGRESS - C. W. S. - SELECTED ITEMS - JUNE 5, 1942

Source of Information: Chemical Warfare Service

ITEM	1942 ARMY OBJECTIVES	DELIVERIES JAN 1-JUN 5	%
IMPREGNITE, SHOE (TON)	4,316	6,881	100
SOLVENT, IMPREGNITE (TON)	5,156	5,829	100
INCEND. BOMB, CLUSTER (4 LB)	229,911	259,487	100
WHITE PHOSPHORUS (TON)	3,830	3,640	95
CANISTER, DIAPHRAGM	416,094	382,372	92
IMPREGNITE I (TON)	1,875	1,154	62
CONTAINER, STEEL (ONE TON)	14,164	8,687	61
C.G. GAS (PHOSGENE)(TON)	1,081	640	59
CANISTER, SERVICE	1,201,510	541,981	45
CURTAINS, GASPROOF	653,702	280,272	43
MASK, GAS, SERVICE	2,046,132	863,355	42
APPARATUS, DECONT. POWER	1,389	446	32
APPARATUS, DECONT. (1½ QT)	535,328	146,343	27
AGENT, BLEACH (TON)	7,014	1,553	22
AGENT, NON-CORROSIVE (GAL)	1,370,193	231,845	17
OINTMENT, PROTECTIVE (TON)	1,261	168	13
AIRPLANE TANK M20	1,691	156	9
AIRPLANE TANK M21	1,665	134	8
AIRPLANE TANK M10	47,256	3,972	8
SET, GAS, DETONATION	59,718	4,036	7
C.N.S. (TEAR GAS)(TON)	20,054	1,167	6
MUSTARD GAS (TON)	130,721	6,016	5
SHELL, CHEMICAL MORTAR	647,481	27,726	4
F.S. SCREENING SMOKE (TON)	18,479	740	4
DUST RESPIRATORS	6,590,712	42,261	*
LEWISITE (TON)	54,000	78	*
APPARATUS, DECONT. (3 GAL)	42,251	0	0

* LESS THAN ONE PERCENT DELIVERED

PRODUCTION FACILITIES - C. W. S. - JUNE 5, 1942

Source of Information: Chemical Warfare Service

MUSTARD GAS

Mustard Gas production continues at a rate far above estimated plant capacity. Total production during the month of May was 2,457 tons. This amount was reported by the one unit in operation at Edgewood and the two units at Huntsville. Eleven additional units are planned; four at Huntsville, two at Pine Bluff and five at the Denver Arsenal.

Mustard Gas requirements for the thirty month period extending through the first six months of 1944 are placed at 119,588 tons. An additional 46,400 tons will be required as a Lewisite substitute.

Present production schedules for 1942 call for the manufacture of 22,342 tons.

PHOSGENE GAS

The production of Phosgene Gas depends largely on the availability of chlorine.

Edgewood Arsenal has the only Phosgene plant. Its capacity, although rated at 300 tons per month, is able to produce 385 tons based on past performance.

The present production schedule calls for a delivery of 3,564 tons by January 1, 1943. The Army objective for the same period is 1,081 tons. It is understood that the 3,000 tons allotted to International Aid for 1942 have been cancelled.

An additional plant, which is expected to come into operation January 1, 1943, is planned for Huntsville. This plant is necessary to meet future requirements.

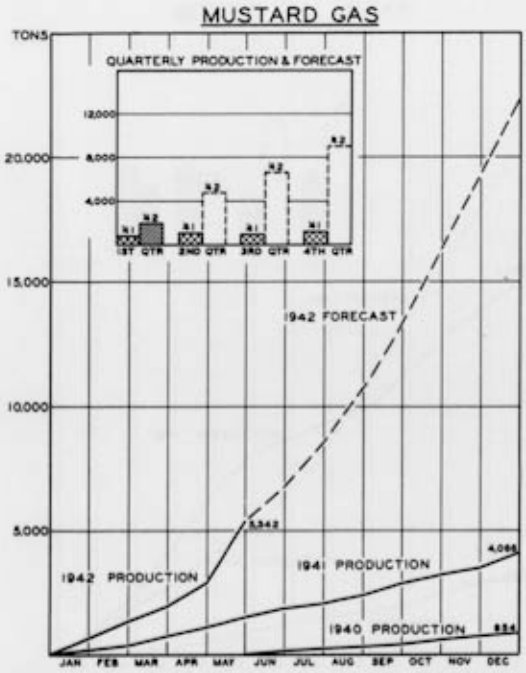

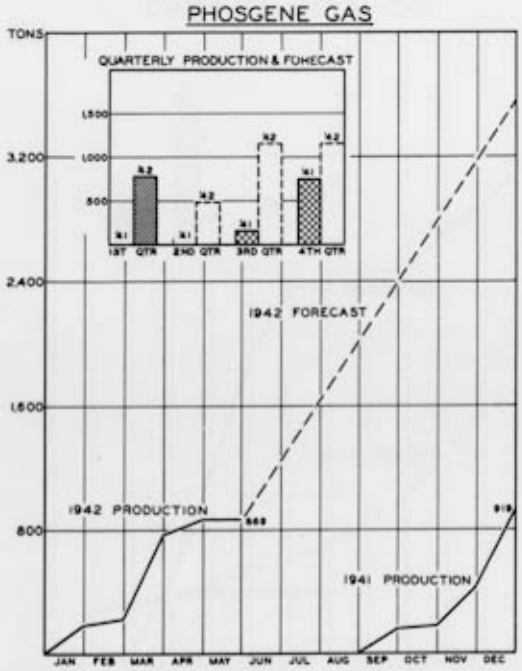

PRODUCTION FACILITIES - C. W. S. - JUNE 5, 1942

Source of Information: Chemical Warfare Service

SERVICE GAS MASKS

The production schedule for Service Masks has been greatly increased. The present plan is to swing into maximum production as quickly as possible and complete all program requirements. The former policy was to keep the assembly limited to the low authorizations and keep the key personnel employed.

Beginning in the month of August, the schedule calls for 400,000 masks per month. This schedule is based on the availability of the component parts.

Estimated total 1942 production is 3,365,170 masks of which 815,170 have been produced. The objective for the same period is 2,046,132 units.

DIAPHRAGM GAS MASKS

The Diaphragm Mask differs from the Service Mask in that the facepiece contains a device for the transmission of speech. Identical canisters are used, which under normal field concentrations protect for a period of 40 hours. This mask is issued to officers and enlisted men performing such duties as telephone operators, gun commanders, etc.

Diaphragm Masks are produced at Edgewood Arsenal which has the capacity to assemble 300,000 masks per month.

Present schedules are below maximum capacity. Existing contracts call for production of 634,646 masks during 1942, of which 194,643 have been produced.

SERVICE GAS MASKS

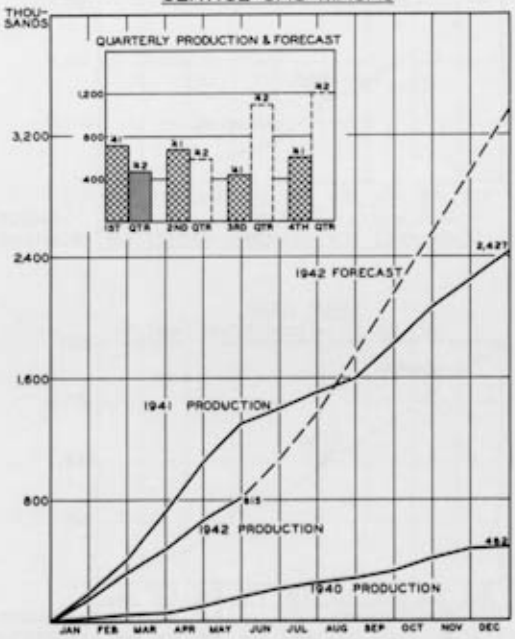

DIAPHRAGM GAS MASKS

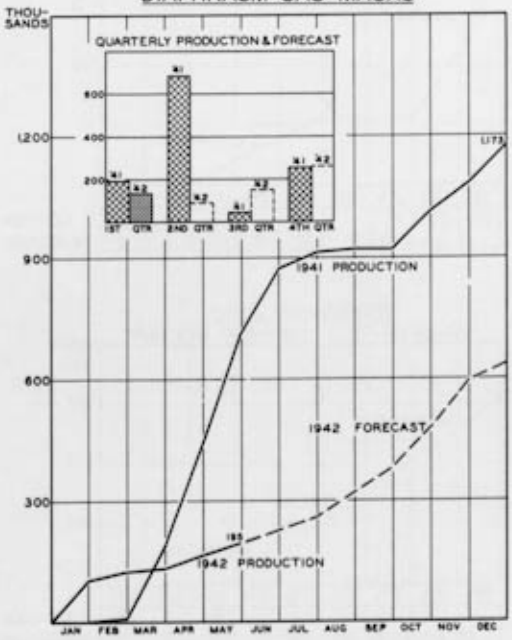

SELECTED ITEMS - C. W. S. - SCHEDULES AND DELIVERIES - JUNE 5, 1942

Source of Information: Chemical Warfare Service

SERVICE GAS MASKS

Total 1942 Objective: 2,046,132

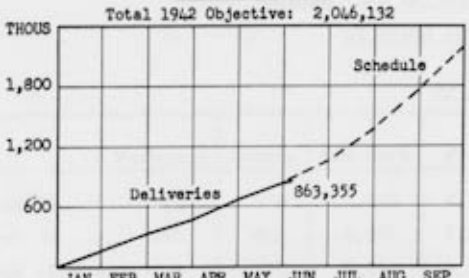

	JAN	FEB	MAR	APR	MAY	JUN	JUL	AUG	SEP
SCHEDULE	154	329	476	669	815	1065	1365	1765	2165
DELIVERIES	154	329	476	669	815	863 (Thru Jun 5)			

DIAPHRAGM GAS MASKS

Total 1942 Objective: 843,200

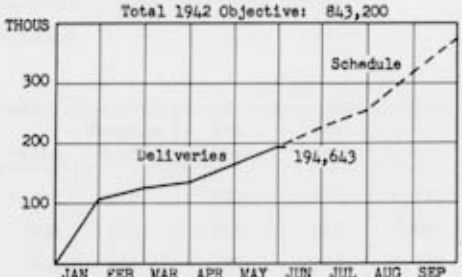

	JAN	FEB	MAR	APR	MAY	JUN	JUL	AUG	SEP
SCHEDULE	104	125	134	164	195	225	255	315	375
DELIVERIES	104	125	134	164	195 (Thru Jun 5)				

MUSTARD GAS

Total 1942 Objective: 84,460 tons

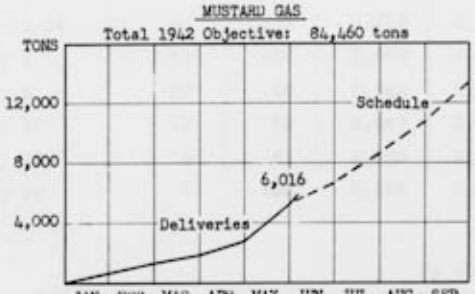

	JAN	FEB	MAR	APR	MAY	JUN	JUL	AUG	SEP
SCHEDULE	615	1339	1925	2885	5342	6742	8542	10742	13342
DELIVERIES	615	1339	1925	2885	5342	6016 (Thru Jun 5)			

LEWISITE

Total 1942 Objective: 54,000 tons

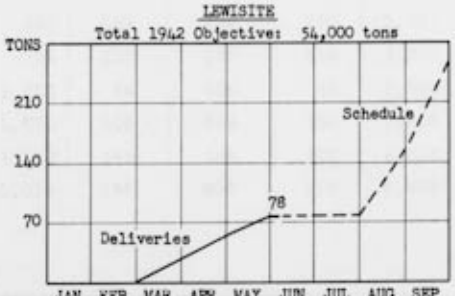

	JAN	FEB	MAR	APR	MAY	JUN	JUL	AUG	SEP
SCHEDULE	0	0	28	54	78	78	78	153	258
DELIVERIES	0	0	28	54	78	78 (Thru Jun 5)			

AGENT, BLEACH

Total 1942 Objective: 7,014 tons

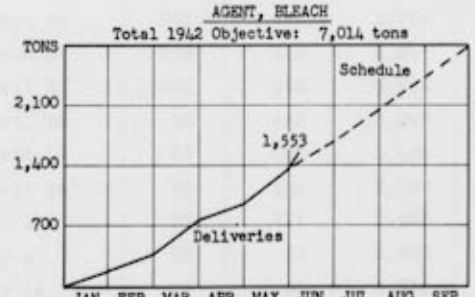

	JAN	FEB	MAR	APR	MAY	JUN	JUL	AUG	SEP
SCHEDULE	186	388	769	941	1388	1698	2058	2418	2778
DELIVERIES	186	388	769	941	1388	1553 (Thru Jun 5)			

AGENT, NON-CORROSIVE

Total 1942 Objective: 1,370,193 gallons

	JAN	FEB	MAR	APR	MAY	JUN	JUL	AUG	SEP
SCHEDULE	0	0	28	150	202	312	422	532	642
DELIVERIES	0	0	28	150	202	232 (Thru Jun 5)			

PORT SITUATION - DELAYS IN CAR UNLOADING - MAY 29, 1942

Source of Information: Association of American Railroads - PT Report No. 8

LOADED CARS EXPORT FREIGHT OVER 10 DAYS

AT EIGHT PRINCIPAL PORTS

By Port

	Portland	Boston	New York	Phila.	Balt.	Hampton Roads	New Orleans	San Fran.	Total
March 13	75	378	3,375	2,353	1,053	263	320	316	8,133
March 20	290	234	3,302	2,558	864	261	146	244	7,899
March 27	108	156	3,395	1,672	861	255	121	169	6,737
April 3	136	156	3,189	1,475	1,288	311	64	304	6,923
April 10	66	74	3,237	1,484	1,472	287	147	312	7,079
April 17	44	163	3,221	1,566	1,067	226	179	279	6,745
April 24	60	115	2,949	1,446	848	141	185	193	5,937
May 1	81	138	2,966	2,029	754	115	128	159	6,370
May 8	20	66	2,968	2,558	1,238	64	308	82	7,304
May 15	9	52	2,647	2,294	1,670	102	323	131	7,228
May 22	8	51	2,368	2,359	1,116	189	389	163	6,643
May 29	1	169	2,558	1,933	1,014	133	605	195	6,608

By Consignee

	U.S. Army	U.S. Navy	British	Amtorg	China	F.S.C.C.	Others	Total
March 13	198	247	4,068	1,059	188	107	2,266	8,133
March 20	153	215	3,755	1,203	134	139	2,300	7,899
March 27	129	166	2,947	891	125	67	2,412	6,737
April 3	128	353	3,485	656	180	34	2,087	6,923
April 10	66	442	3,266	727	183	42	2,353	7,079
April 17	33	325	3,385	1,012	91	90	1,809	6,745
April 24	51	199	3,157	1,083	54	57	1,336	5,937
May 1	71	117	3,085	1,801	29	69	1,198	6,370
May 8	30	74	2,910	2,972	29	279	1,010	7,304
May 15	96	63	3,338	2,531	17	246	937	7,228
May 22	63	84	2,970	2,331	19	426	750	6,643
May 29	345	105	2,929	1,523	16	598	1,092	6,608

PORT SITUATION - RAIL FREIGHT AT SELECTED PORTS - MAY 29, 1942

Source of Information: Association of American Railroads - PT Report No. 7

CARLOADS OF EXPORT FREIGHT (EXCLUDING COAL & GRAIN) ON RAILS
AND IN STORAGE AT RAILROAD OWNED AND OPERATED FACILITIES

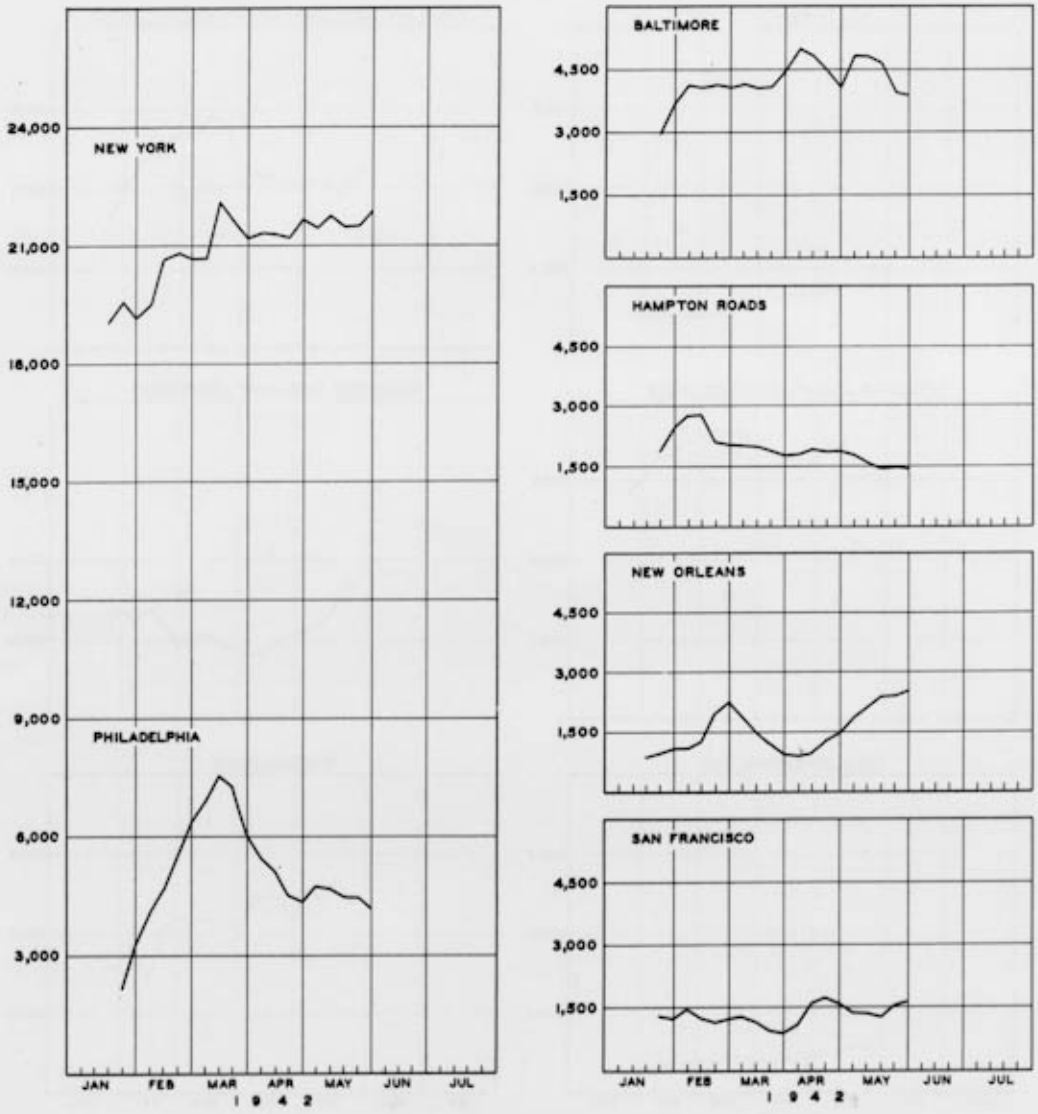

PORT SITUATION - RAIL FREIGHT AT PRINCIPAL PORTS BY COMMODITY - MAY 29, 1942

Source of Information: Association of American Railroads - PT Report No. 7

CARLOADS OF EXPORT FREIGHT (EXCLUDING COAL & GRAIN) ON RAILS AND IN STORAGE AT RAILROAD OWNED AND OPERATED FACILITIES AT THIRTEEN PRINCIPAL PORTS

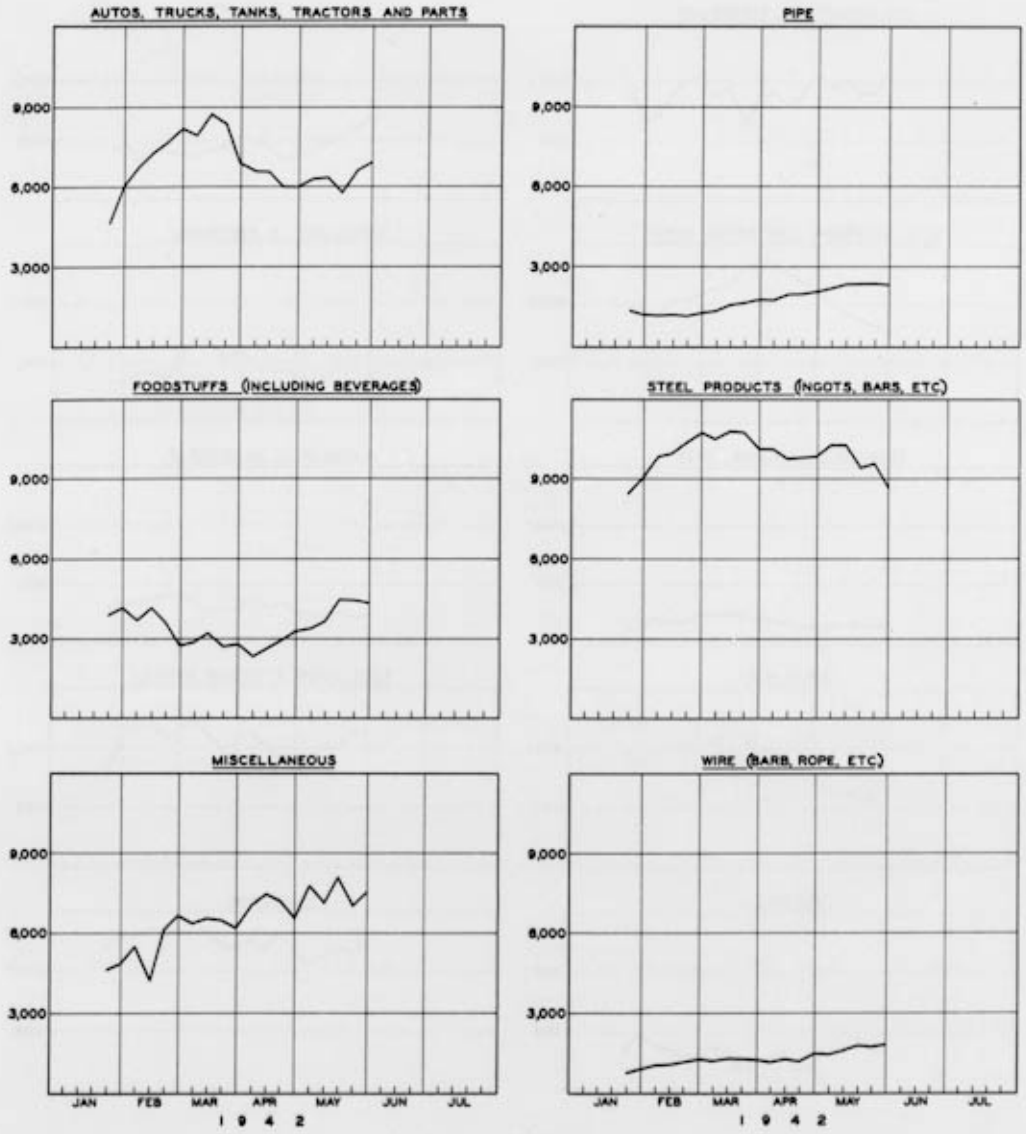

PORT SITUATION - RAIL FREIGHT AT PRINCIPAL PORTS BY COMMODITY - MAY 29, 1942

Source of Information: Association of American Railroads - PT Report No. 7

CARLOADS OF EXPORT FREIGHT (EXCLUDING COAL & GRAIN) ON RAILS AND IN STORAGE AT RAILROAD OWNED AND OPERATED FACILITIES AT THIRTEEN PRINCIPAL PORTS

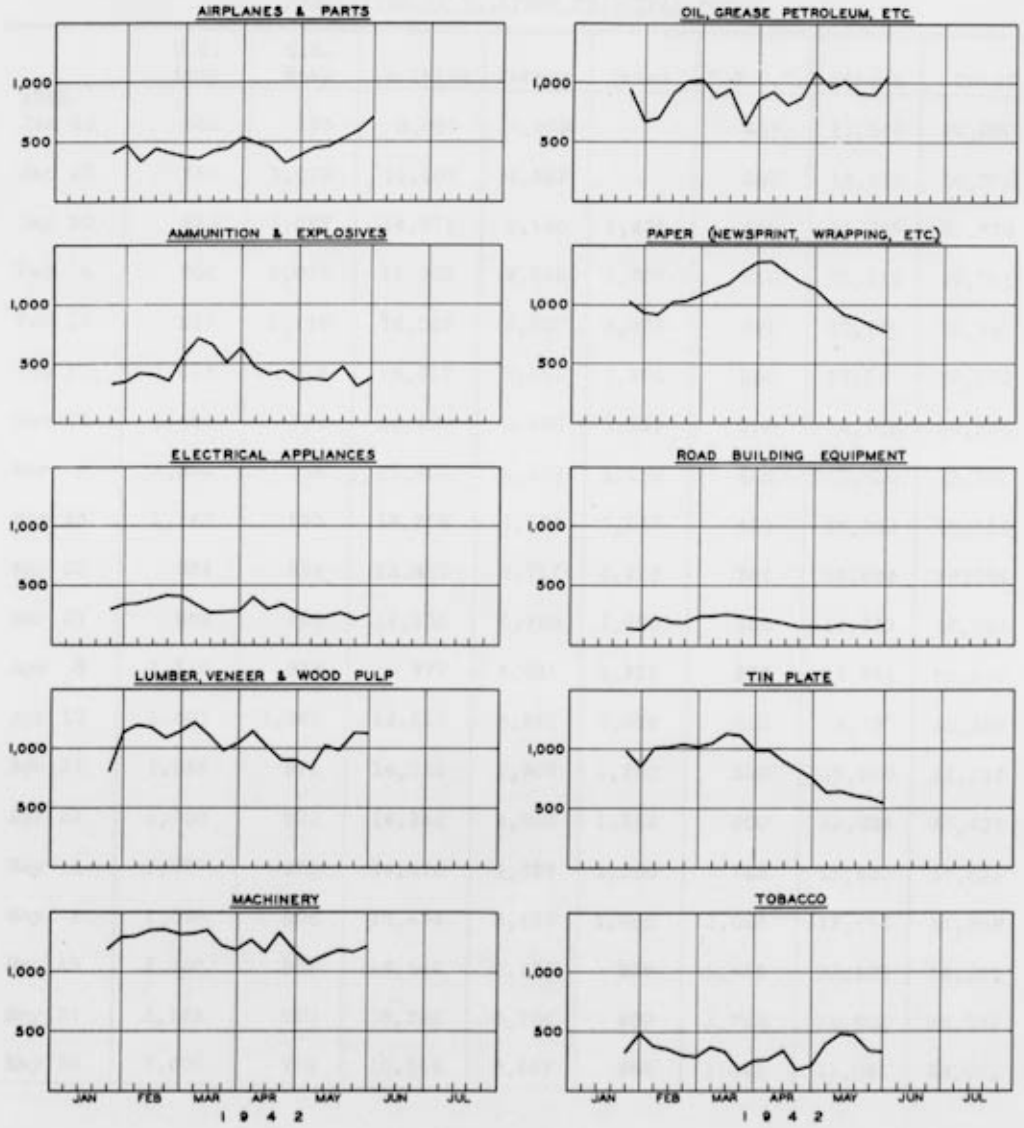

PORT SITUATION - CONSIGNEES OF RAIL FREIGHT AT PRINCIPAL PORTS, MAY 29, 1942

Source of Information: Association of American Railroads - PT Report No. 7

CARLOADS OF EXPORT FREIGHT (EXCLUDING COAL & GRAIN) ON RAILS AND IN STORAGE AT RAILROAD OWNED AND OPERATED FACILITIES AT THIRTEEN PRINCIPAL PORTS

	U.S. Army	U.S. Navy	British	Amtorg	China	F.S.C.C.	Others	Total
1942								
Jan 16	538	173	8,087	1,809		447	11,146	22,200
Jan 23	756	1,029	14,408	1,892		393	12,457	30,935
Jan 30	650	1,067	14,978	2,490	1,435	485	11,665	32,770
Feb 6	904	1,078	15,802	2,549	1,737	359	12,312	34,741
Feb 13	837	1,149	16,543	2,820	1,828	391	12,778	36,346
Feb 20	1,017	973	16,617	3,651	1,301	352	13,361	37,272
Feb 27	1,490	791	15,980	4,398	1,246	253	14,126	38,284
Mar 6	1,659	754	15,801	4,527	1,196	404	13,800	38,141
Mar 13	1,240	853	18,238	4,569	1,237	459	14,158	40,754
Mar 20	934	838	15,451	4,717	1,289	381	14,524	38,134
Mar 27	983	846	14,532	3,765	1,200	358	14,546	36,230
Apr 3	1,116	918	14,877	3,615	1,232	320	14,361	36,439
Apr 10	1,401	1,051	14,517	3,891	1,258	520	13,797	36,435
Apr 17	1,543	971	14,215	3,907	1,250	520	13,210	35,616
Apr 24	1,756	821	14,246	4,053	1,262	600	12,894	35,632
May 1	1,967	929	14,376	4,827	1,280	742	13,400	37,521
May 8	1,888	896	16,434	4,637	1,086	1,022	12,646	37,609
May 15	2,156	807	16,244	4,271	929	1,456	12,402	38,265
May 22	3,123	980	15,792	3,724	889	1,716	11,602	37,826
May 29	3,605	975	16,144	3,567	886	1,843	11,061	38,081

SHIP CONSTRUCTION IN THE UNITED STATES - May 31, 1942

Source of Information: Maritime Commission

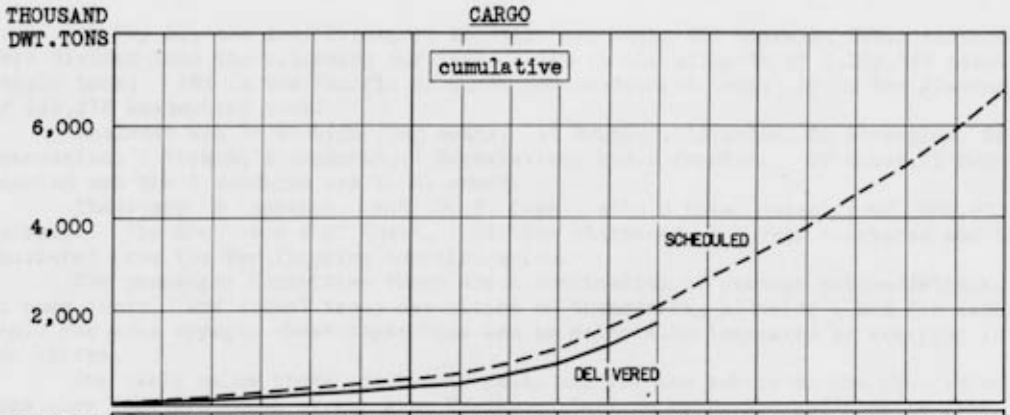

	JUL	AUG	SEP	OCT	NOV	DEC	JAN	FEB	MAR	APR	MAY	JUN	JUL	AUG	SEP	OCT	NOV	DEC
MONTHLY SCHED.	78	53	99	84	96	101	135	246	292	431	463	564	541	586	715	615	776	844
MONTHLY DEL.	56	32	66	50	58	59	97	201	229	354	574							
CUM. SCHED.	58	131	230	314	410	511	645	891	1183	1614	2077	2641	3182	3768	4483	5098	5874	6718
CUM. DEL.	56	88	153	204	262	321	419	620	849	1203	1777							

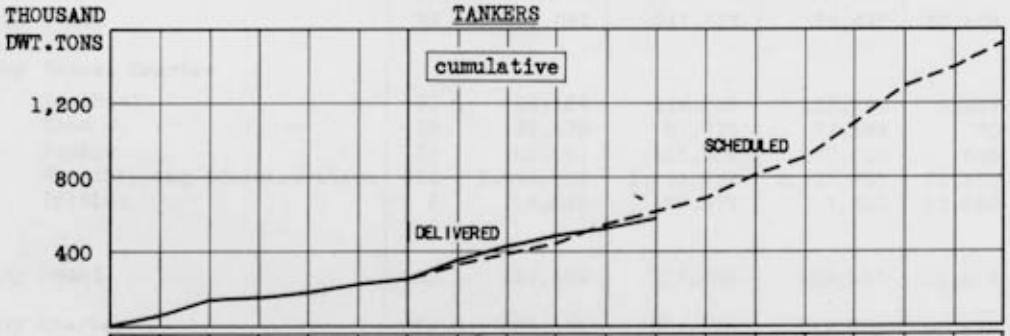

	JUL	AUG	SEP	OCT	NOV	DEC	JAN	FEB	MAR	APR	MAY	JUN	JUL	AUG	SEP	OCT	NOV	DEC
MONTHLY SCHED.	57	77	12	16	58	26	80	61	45	100	77	65	132	86	192	204	96	132
MONTHLY DEL.	57	77	12	16	58	26	110	66	62	45	46							
CUM. SCHED.	57	133	145	161	219	245	325	386	431	531	608	673	805	891	1083	1287	1383	1515
CUM. DEL.	57	133	145	161	219	245	355	421	483	528	574							

TOTAL

	JUL	AUG	SEP	OCT	NOV	DEC	JAN	FEB	MAR	APR	MAY	JUN	JUL	AUG	SEP	OCT	NOV	DEC
CUM. SCHED.	115	264	375	475	629	756	970	1277	1614	2145	2685	3314	3987	4659	5566	6385	7257	8233
CUM. DEL.	113	221	298	365	481	566	774	1041	1332	1731	2351							

Statistical Service
SOS - 6-11-42

ARMY TRANSPORT SERVICE - MAY 31, 1942

Source of Information: Water Division, Transportation Service, S.O.S.

On May 31, the Army Transport Service was using 429 vessels. These vessels were divided into the following Services: 183 in the Atlantic of 1,132,297 deadweight tons; 187 in the Pacific of 1,798,588 deadweight tons; 59 in the Alaskan of 258,216 deadweight tons.

Included are 76 foreign flag boats; 11 British, 13 Dutch, 22 Norwegian, 24 Panamanian, 1 French, 2 Honduran, 1 Yugoslavian, and 2 Swedish. Of these 23 Panamanian and the 2 Honduran are U. S. owned.

There are 5 tankers, all U. S. Flag, with a total capacity of 296,077 barrels. The Army owns 2 of these, 1 is time chartered, 1 voyage chartered and 1 chartered from the War Shipping Administration.

The passenger capacities shown are a combination of passage accommodations, in some cases, and actual troop capacities on transports, allowing a bed for each man. For some voyages these capacities can be materially increased by sleeping in two shifts.

The table below shows additional data, and the two tables on the succeeding page show the breakdown of the Army Transport Service by U. S. and foreign flag.

	No.	Gross Tons	Dwt. Tons	Meas. Tons	Pass. Cap.
Army Owned	39	251,681	247,623	136,897	38,103
Army Vessel Charter					
Bareboat	31	94,124	114,269	119,294	6,683
Time	12	31,578	51,724	77,599	70
Voyage	32	102,091	135,939	169,010	240
War Shipping Administration	216	1,494,703	1,944,823	2,177,780	74,350
British	3	119,046	29,977	7,950	10,358
Navy Owned	20	164,494	177,896	122,917	14,617
Navy Charter	29	220,262	215,928	215,826	21,262
Total Owned & Vessel Charter	382	2,477,979	2,918,179	3,027,273	165,683
Space & Commercial Charter	47	221,098	270,922	344,262	3,331
GRAND TOTAL	429	2,699,077	3,189,101	3,371,535	169,014

ARMY TRANSPORT SERVICE - MAY 31, 1942

Source of Information: Water Division, Transportation Service, S.O.S.

	U. S. FLAG					FOREIGN FLAG				
	No.	Gross Tons	Dwt. Tons	Meas. Tons	Pass. Cap.	No.	Gross Tons	Dwt. Tons	Meas. Tons	Pass. Cap.
Army Owned	39	251,681	247,623	136,897	38,103					
Army Vessel Charter										
Bareboat	30	93,361	114,269	118,854	6,683	1	673	-	440	-
Time	6	23,003	40,013	61,988	12	6	8,575	11,711	15,611	58
Voyage	10	44,870	65,763	68,376	35	22	57,221	70,176	100,634	205
W. S. A.	194	1,369,563	1,770,738	1,978,679	70,864	22	125,230	174,085	199,101	3,486
British						3	119,046	29,977	7,950	10,358
Navy Owned	20	164,494	177,896	122,917	14,617					
Navy Vessel Charter	24	180,512	174,160	159,482	20,965	5	39,750	41,768	56,344	297
Total Owned and Vessel Charter	323	2,127,484	2,590,462	2,647,193	151,279	59	350,495	327,717	380,080	14,404
Space and Commercial Charter	30	142,924	165,992	206,025	3,241	17	78,174	104,930	138,237	90
GRAND TOTAL	353	2,270,408	2,756,454	2,853,218	154,520	76	428,669	432,647	518,317	14,494

TEXT SUMMARY - AIRCRAFT PROCUREMENT

Source of Information: Statistical Control, AAF

In last week's report, it was indicated that airplane acceptances by the Army in May numbered 3,014 units. This covered only Army procurement for the Air Forces, for Army International Aid and procurement by the Army for the Navy. The figure was computed on the same basis as total procurement data for Services of Supply items in the Monthly Status Report of the Equipment Section of the Army Supply Program.

Airplane acceptances in May by all customers are now available. Total production amounted to 3,919 units, a new high. This represented a 32 percent increase over January and a 12 percent increase over April. In addition to Army acceptances, the total production figure covers acceptances by the Navy (directly), by Navy International Aid, by Britain (directly), by other foreign customers and acceptances of more than 12-place units by commercial customers.

Comparative U. S. acceptances by type since January 1942 are shown in the table below. The total for the five month period is 16,943. This is 28 percent of the Presidential objective of 60,000 units in 1942. Revisions in the series prior to May are based on official changes by Statistical Control, Army Air Forces.

Type	Jan	Feb	Mar	Apr	May
Heavy Bomber	86	134	156	171	178
Flying Boat, 4-eng	0	0	0	0	0
Flying Boat, 2-eng	52	63	50	62	62
Med Bomber, 2-eng	31	108	266	222	261
Light Bomber, 2-eng	314	310	255	159	350
Light Bomber, 1-eng	9	14	53	107	170
Army Fighter, 2-eng (a)	117	127	100	101	100
Army Fighter, 1-eng (a)	652	561	585	539	566
Navy Fighter (a)	74	80	91	107	107
Navy Reconnaissance	95	101	116	103	94
Total Combat	1,430	1,498	1,672	1,571	1,888
Heavy Transport, 4-eng	0	0	1	2	4
Heavy Transport, 2-eng	0	0	0	0	0
Med Transport, 2-eng	39	49	68	118	92
Light Transport, 2-eng	14	13	15	8	8
Communications	158	368	359	383	310
Total Service Combat	211	430	443	511	414
Total Tactical	1,641	1,928	2,115	2,082	2,302
Advanced Trainer, 2-eng	206	260	297	278	346
Advanced Trainer, 1-eng	329	184	212	259	309
Basic Trainer	328	351	325	338	325
Primary Trainer	468	362	523	538	637
Total Trainer	1,331	1,157	1,357	1,413	1,617
Grand Total	2,972	3,085	3,472	3,495	3,919

(a) New designation for pursuits.

TABULAR SUMMARY - U. S. AIRPLANE PRODUCTION BY MANUFACTURER - MAY 1942

Source of Information: Statistical Control, AAF
Aircraft Branch, WPB

MILITARY MANUFACTURERS	TACTICAL									TRAINER					Grand Total
	4 Eng Bomber	2 Eng Bomber Medium	2 Eng Bomber Light	1 Eng Bomber	Fighter 2 Eng	Fighter 1 Eng	Comm	Transport	Total Tactical	Advanced 2 Eng	Advanced 1 Eng	Basic	Prim	Total Trainer	
Aeronca							114		114						114
Beech							6		6	132				132	138
Bell (Buffalo)						86			86						86
Boeing (Seattle)	90								90						90
Boeing (Vancouver)	No production in May														0
Boeing (Wichita)													195	195	195
Brewster	No production in May														0
Cessna										129				129	129
Consolidated (F.W.)	2								2						2
Consolidated (S.D.)	86	60							146						146
Curtiss (Buffalo)						386			386						386
Curtiss (Columbus)							4		4						4
Curtiss (St. Louis)										85	33			118	118
De Havilland	No production in May														0
Douglas (E.S.)				60					60						60
Douglas (L.B.)			184					64	248						248
Douglas (S.M.)			34					25	59						59
Fairchild (Hagers.)							10		10				125	125	135
Fleet	No production in May														0
Ford (Willow Run)	No production in May														0
Grumman				36		107		8	151						151
Howard	No production in May														0
Lockheed			88		100			6	194						194
Martin (Balt.)		72	44						116						116
Naval Aircraft							19		19						19
Noorduyn											21			21	21
North Amer. (Dallas)											255			255	255
North Amer. (Ingle.)		73				84			157						157
North Amer. (K.C.)		16							16						16
Northrop (Haw.)				34					34						34
Piper							85		85				122	122	207
Republic						10			10						10
Ryan													172	172	172
Spartan													23	23	23
Taylorcraft							95		95						95
Vega		102							102						102
Vought-Sikorsky							71	1	72						72
Vultee (Downey)												325		325	325
Vultee (Nash.)				40					40						40
TOTAL (39 MFRS.)	178	323	350	170	100	673	404	104	2,302	346	309	325	637	1,617	3,919
CUSTOMERS															
Army	174	159	176		100	114	294	79	1,096	320	177	259	379	1,135	2,231
Navy (a)		53	8	96		107	100	18	382		111	66	145	322	704
International Aid															
Army	4		88			368	1	1	462	26	21		113	160	622
Navy		9						4	13						13
British		102	44	74		84			304						304
Other Foreign			34				9	1	44						44
Commercial (b)								1	1						1
TOTAL	178	323	350	170	100	673	404	104	2,302	346	309	325	637	1,617	3,919

(a) Includes procurement by the Army for the Navy.
(b) Excludes less-than-12-place commercial acceptances.

AIRPLANES - 1942 TOTAL PRESIDENTIAL OBJECTIVE - STATUS AS OF MAY 31, 1942

Source of Information: Objective - 8-J Report - Aircraft Branch, WPB
Acceptances - Statistical Control, AAF

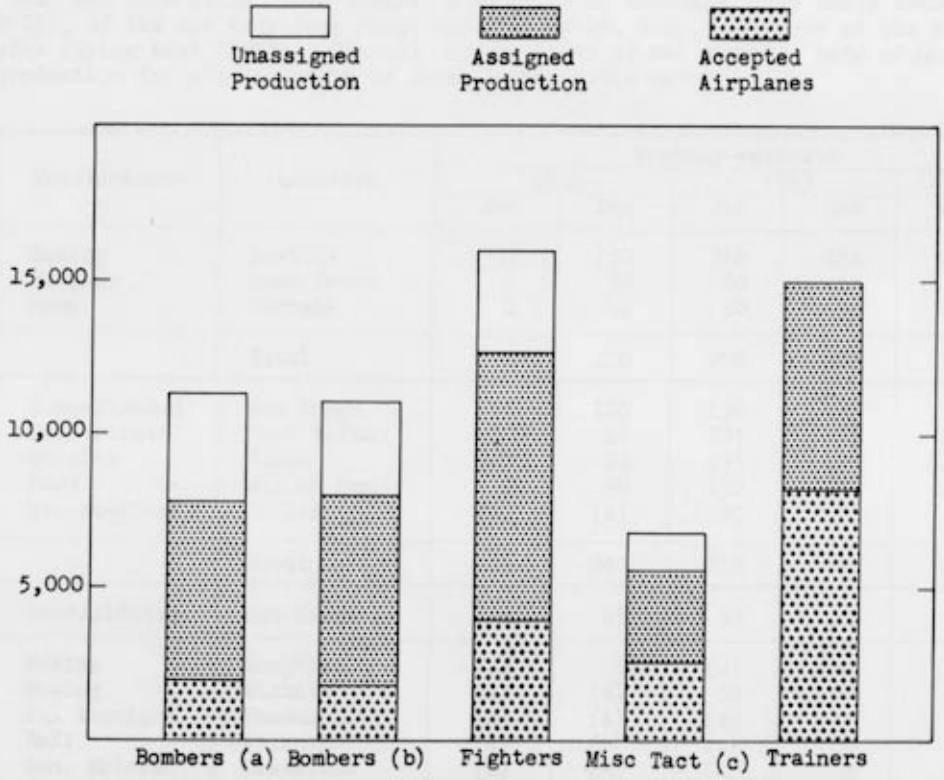

	Bombers (a)		Bombers (b)		Fighters		Misc Tact (c)		Trainers	
	No.	%	No.	%	No.	%	No.	%	No.	%
Unassigned	3,563	31	3,022	27	3,334	21	1,177	17	0	0
Assigned	5,835	52	6,237	57	8,759	55	3,005	45	8,125	54
Accepted	1,902	17	1,741	16	3,907	24	2,518	38	6,875	46
Total Objective	11,300	100	11,000	100	16,000	100	6,700	100	15,000	100

(a) Long Range, Heavy and Medium Bombers.
(b) Light, Dive, Torpedo and Scout Bombers.
(c) Naval Reconnaissance, Transports and Communications.

TABULAR SUMMARY - U. S. HEAVY BOMBER PROGRAM - STATUS AS OF JUNE 1, 1942

Source of Information: Aircraft Branch, WPB

WPB estimates production for all customers of over 20,000 heavy bombers between January 1942 and June 1944. This covers production of standard Army heavy bombers (B-17, B-24), of the new Army long range bombers (B-29, B-32, B-33) and of the Navy four-engine flying boat (PB2Y). Planned acceleration of the monthly rate of heavy bomber production for all customers is shown in the table below.

Model	Manufacturer	Location	Monthly estimate				
			1942		1943		1944
			Jun	Dec	Jun	Dec	Jun
B-17	Boeing	Seattle	95	150	168	184	190
	Douglas	Long Beach	2	38	60	65	70
	Vega	Burbank	1	12	50	54	60
		Total	98	200	278	303	320
B-24	Consolidated	San Diego	94	120	136	136	136
	Consolidated	Fort Worth	10	46	175	175	175
	Douglas	Tulsa	(a)	24	135	155	155
	Ford	Willow Run	2	50	150	150	150
	No. American	Dallas	(a)	(a)	20	75	75
		Total	106	240	616	691	691
PB2Y	Consolidated	San Diego	3	25	33	39	45
B-29	Boeing	Seattle	(a)	1	(a)	(a)	(a)
	Boeing	Wichita	(a)	(a)	50	50	50
	No. American	Kansas City	(a)	(a)	(a)	15	30
	Bell	Atlanta	(a)	(a)	(a)	10	40
	Gen. Motors	Cleveland	(a)	(a)	(a)	5	20
		Total	(a)	1	50	80	140
B-32	Consolidated	San Diego	(a)	(a)	(a)	(a)	(a)
	Consolidated	Fort Worth	(a)	(a)	3	25	25
		Total	(a)	(a)	3	25	25
B-33	Martin	Baltimore	(a)	1	(a)	(a)	(a)
	Martin	Omaha	(a)	(a)	(a)	12	50
		Total	(a)	1	(a)	12	50
Monthly total (4-engine bombers)			207	467	980	1,150	1,271

(a) No production estimated.

U. S. GLIDER PROGRAM - STATUS AS OF JUNE 1, 1942

Source of Information: Materiel Command, AAF

A large glider program is getting underway for the Army and the Navy. The current program covers 6,500 units, of which 6,100 are scheduled and about 50 are delivered (May 31, 1942). Bulk of the procurement will be for the Army. The program is as follows:

Type	Army	Navy	Total
2-Place Trainer	318	103	421
9-Place Troop Carrier	500	0	500
12-Place Amphibian	0	150	150
15-Place Troop Carrier	5,365	0	5,365
24-Place Amphibian	0	100	100
Total	6,183	353	6,536

The diagram below shows the total glider program schedule plotted cumulatively from the end of June 1942.

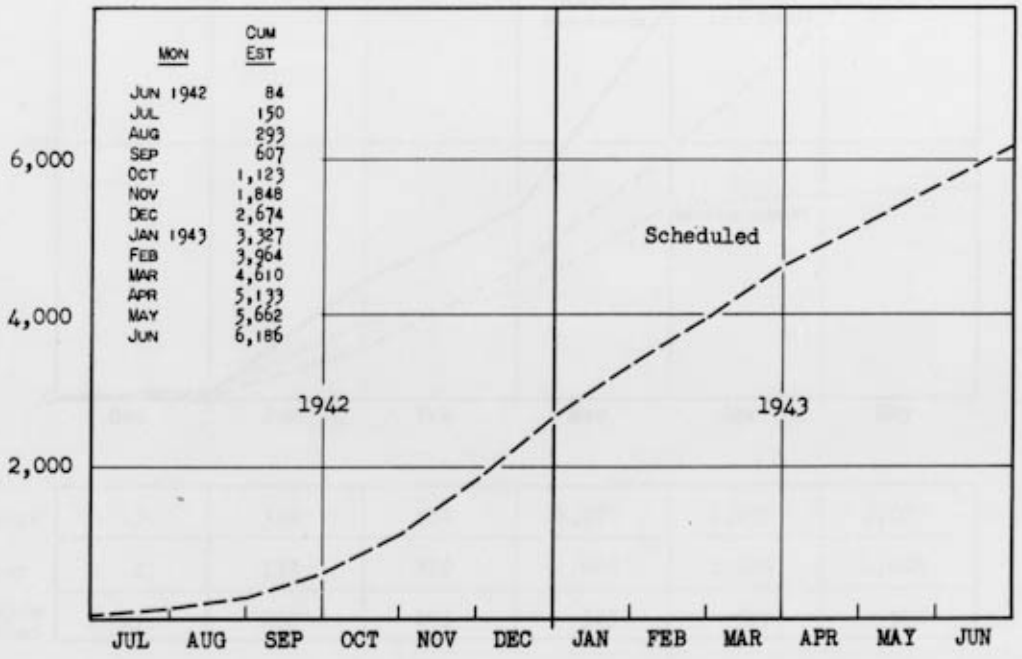

INTERNATIONAL AID TRANSFERS - TACTICAL AIRPLANES - AS OF MAY 31, 1942

Source of Information: International Division and Army Air Force

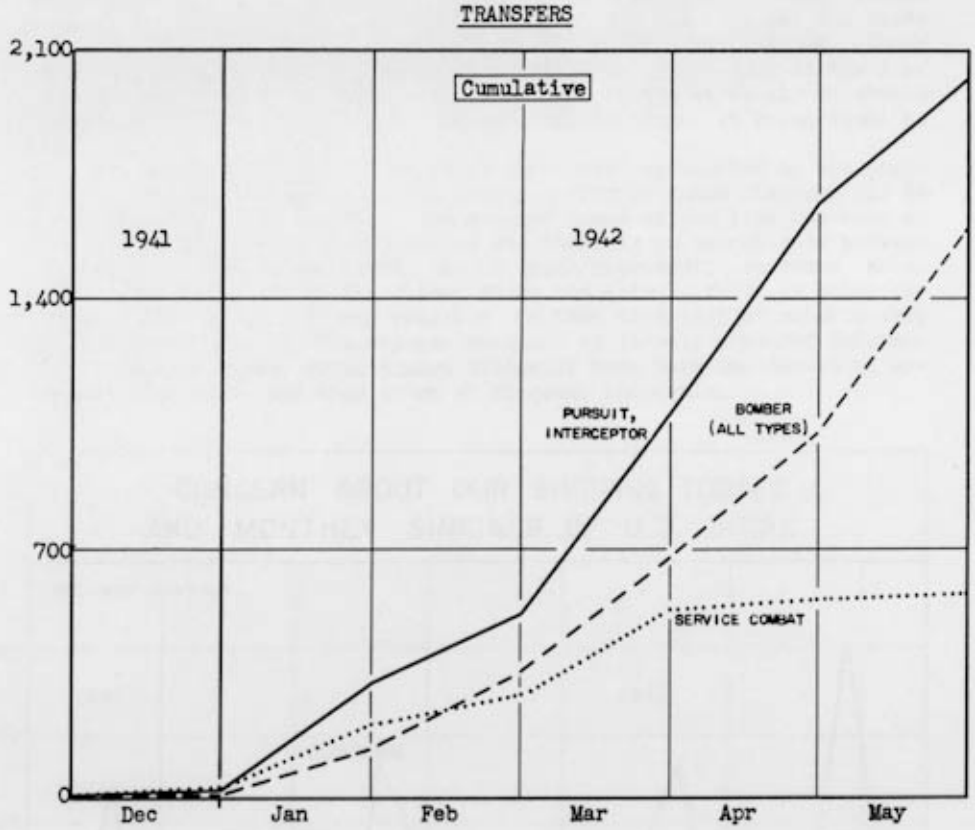

Cum.

Pursuit	13	328	512	1,077	1,673	2,027
Bomber	1	137	350	665	1,029	1,608
Service Combat	27	208	293	523	559	568

EDITORIAL COMMENT ON OUR MILITARY EFFORT - Tallied from a uniform list of newspapers in large cities of the 12 F. R. Districts by weeks ended each Wednesday.

Source of Information: Statistical Service, June 10, 1942

There seems to be little relationship between the volume of editorial concern over our losses of merchant ships and the numbers of such ships actually sunk. Editorial concern about these matters has fluctuated in a series of steep waves ever since we entered the war and there have been five of these in the six months which have elapsed. These waves of editorial concern are represented by the solid line in the diagram at the foot of this page. The data are plotted at weekly intervals and the average from December through May is taken as being equal to 100.

The monthly sinkings of merchant ships are represented by the dashed line and in this case also the average from December through May is taken as being equal to 100. The general trend of the line has been an upward one during most of the period and there is no resemblance between the contours of the two lines, one of which represents comments about these conditions while the other shows the actual facts on which the comments were based. It may possibly be that this lack of relationship may be characteristic of newspaper reaction to closely censored information. The reactions swing almost violently from very low levels to extremely high ones, and they do so at frequent intervals.

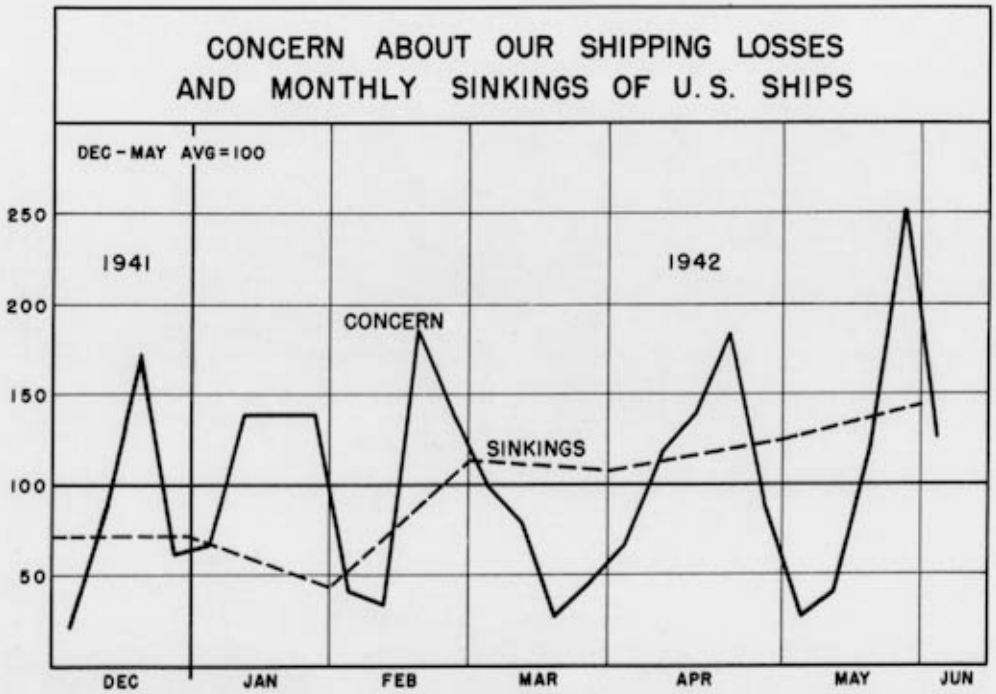

SECRET

WEEKLY STATISTICAL SUMMARY

NUMBER 51
JUNE 18, 1942

STATISTICAL SERVICE
SERVICES OF SUPPLY
WAR DEPARTMENT

WEEKLY STATISTICAL SUMMARY
REPORT NO. 51
JUNE 18, 1942

Page

PERSONNEL
Army Strength..... 1
Total Personnel - SOS..... 2
Headquarters Personnel - SOS..... 3
Personnel - Services & Corps Areas SOS 4

ORDNANCE DEPARTMENT
Text Summary..... 5
Status of Selected Equipment Items on Army Supply Program..... 6
Aircraft Armament..... 7
Antiaircraft Materiel..... 8
Daily Delivery Rates..... 9
Daily Delivery Rates..... 10
Equipment - Monthly Acceptances..... 11
Status of Selected Ammunition Items on Army Supply Program..... 12
Ammunition Components..... 13
37mm and 40mm Ammunition..... 14

QUARTERMASTER CORPS
Summary - Procurement of Basic Items of Supply & Transportation.. 15
Summary - Procurement of Basic Items of Supply & Transportation.. 16
Status of Selected Items on Army Supply Program..... 17
Progress Toward 1942 Required Production..... 18
Procurement of Motor Vehicles..... 19
Selected Items - Nurses Clothing.... 20

SIGNAL CORPS
Procurement - Text Summary..... 21
Status of Selected Items on Army Supply Program..... 22
Status of Selected Items on Army Supply Program..... 23
Status of Selected Items on Army Supply Program..... 24
Aircraft Signal Equipment..... 25

CORPS OF ENGINEERS
Engineer Procurement - Text Summary. 26
Procurement Status - Selected Items. 27
Procurement Status - Selected Items. 28
Construction Progress - Text Summary. 29
War Construction Progress..... 30

Page

MEDICAL DEPARTMENT
Text Summary..... 31
Status of Selected Items on Army Supply Program - Tabulation..... 32
Status of Selected Items on Army Supply Program - Diagram..... 33
Selected Critical Items - Diagram... 34
Selected Critical Items - Diagram... 35

CHEMICAL WARFARE SERVICE
Production - Text Summary..... 36
Status of Selected Items on Army Supply Program..... 37
Procurement Progress - Diagram..... 38
Production Facilities - Diagram..... 39
Production Facilities - Diagram..... 40

TRANSPORTATION
Port Situation -
Delays in Car Unloading..... 41
Rail Freight at Selected Ports.... 42
Rail Freight by Commodity..... 43
Rail Freight by Commodity..... 44
Rail Freight by Consignee..... 45
British Rail Freight..... 46
British Rail Freight - By Commodity 47
Army Transport Service -
Passenger Capacities..... 48
By Gross Tonnage..... 49
In Speed Groups..... 50

AIR FORCES
Aircraft Procurement - Text Summary. 51
Army Airplane Program - Tabulation.. 52
Airplane Estimates & Acceptances
Bomber..... 53
Fighter and Service Combat..... 54
Trainer..... 55

INTERNATIONAL AID
Transfers - Tabular Summary..... 56
Transfers - Tanks..... 57

EDITORIAL OPINION..... 58

SECRET

ARMY STRENGTH - JUNE 17, 1942

Source of Information: Statistics Branch, General Staff

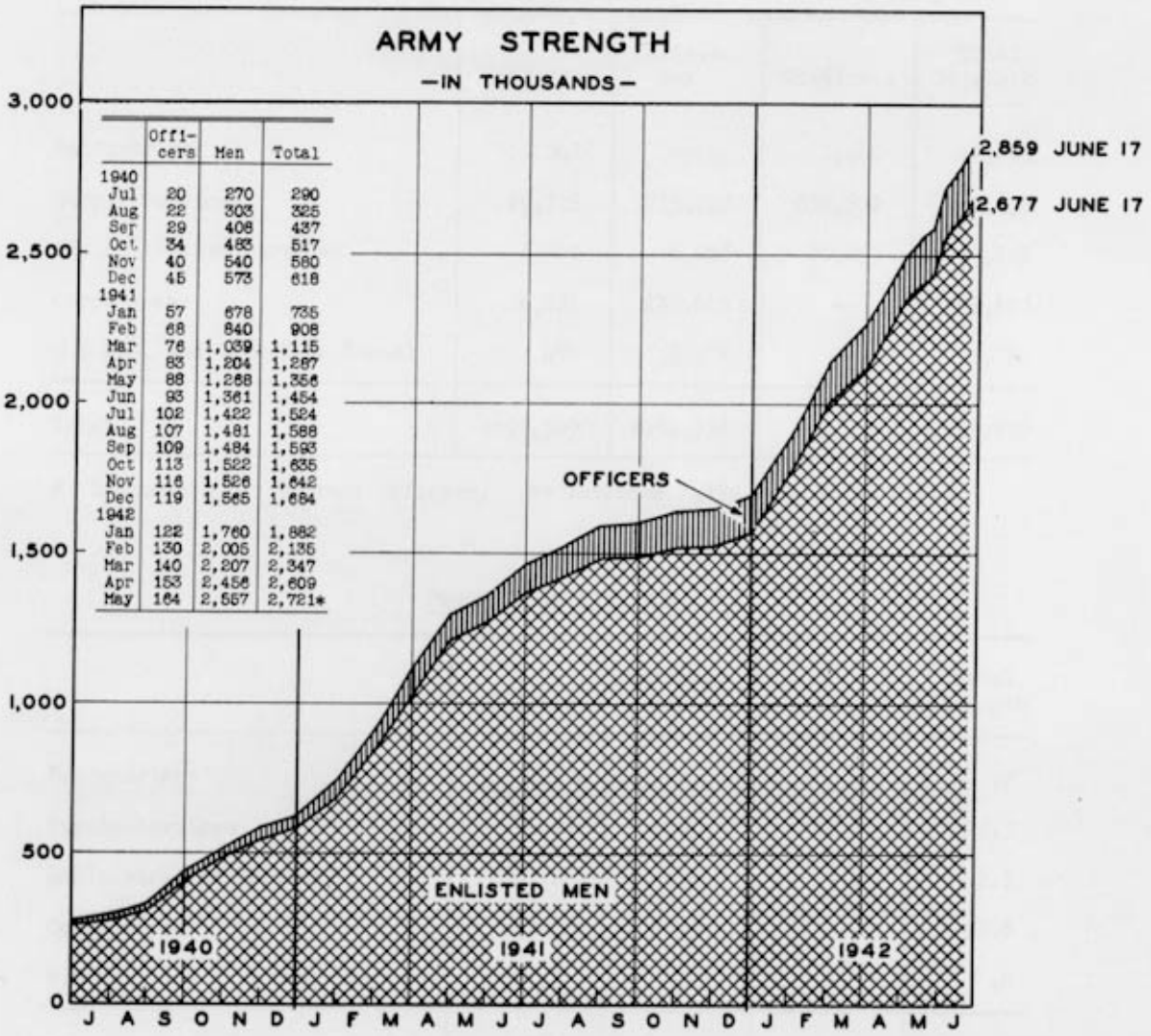

	Officers	Men	Total
1940			
Jul	20	270	290
Aug	22	303	325
Sep	29	408	437
Oct	34	483	517
Nov	40	540	580
Dec	45	573	618
1941			
Jan	57	678	735
Feb	68	840	908
Mar	76	1,039	1,115
Apr	83	1,204	1,287
May	88	1,268	1,356
Jun	93	1,361	1,454
Jul	102	1,422	1,524
Aug	107	1,481	1,588
Sep	109	1,484	1,593
Oct	113	1,522	1,635
Nov	116	1,526	1,642
Dec	119	1,565	1,684
1942			
Jan	122	1,760	1,882
Feb	130	2,005	2,135
Mar	140	2,207	2,347
Apr	153	2,456	2,609
May	164	2,557	2,721*

* Estimates

OFFICER, ENLISTED AND CIVILIAN STRENGTH IN THE DIVISIONS AND SERVICES OF THE SERVICES OF SUPPLY - MAY 31, 1942

Source of Information: Office, Chief of Statistical Service

TABLE I

	Officers	Enlisted Men	Civilians	Total Strength
Headquarters	641	--	1,640	2,281
Supply Services	28,315	213,748	638,592	880,655
Administrative Services	1,746	6,968	20,053	28,765
Corps Areas	24,221	231,646	--	255,867
U.S.M.A. and C. & G.S. School	406	1,978	--	2,384
Total	**55,329	*454,338	660,285	1,169,952

* Includes 1,073 Warrant Officers. ** Includes 7,159 Army Nurse Corps.

PERCENT DISTRIBUTION

	Officers	Enlisted Men	Civilians	Total Strength
Headquarters	1.1	--	.2	.2
Supply Services	51.2	47.1	96.7	75.3
Administrative Services	3.2	1.5	3.1	2.5
Corps Areas	43.8	51.0	--	21.8
U.S.M.A. and C. & G.S. School	.7	.4	--	.2
Total	100.0	100.0	100.0	100.0

OFFICER AND CIVILIAN STRENGTH IN THE HEADQUARTERS OF THE SERVICES OF SUPPLY - MAY 31, 1942

Source of Information: Office, Chief of Statistical Service

TABLE II

	Officers	CIVILIANS		Total Strength
		Consultants	Other	
Office, Commanding General and Chief of Staff	4	--	6	10
Office, Deputy Chief of Staff	6	--	8	14
Administrative Branch	21	--	205	226
Control Branch	18	3	21	42
Public Relations Branch	35	4	52	91
Civilian Personnel Division	18	15	66	99
Fiscal Division	53	7	152	212
International Division	57	--	178	235
Military Personnel Division	67	--	98	165
Operations Division	36	28	26	90
Procurement and Distribution Division	96	--	221	317
Requirements Division	58	--	70	128
Resources Division	133	15	397	545
Training Division	24	--	43	67
Office, Chief of Administrative Services	15	--	25	40
Headquarters - Total	641	72	1,568	2,281

OFFICER, ENLISTED AND CIVILIAN STRENGTH IN SUPPLY SERVICES, ADMINISTRATIVE SERVICES AND CORPS AREAS OF THE SERVICES OF SUPPLY - MAY 31, 1942

Source of Information: Office, Chief of Statistical Service

TABLE III

	CENTRAL OFFICE				FIELD INSTALLATIONS				
	Officer	Enlisted	Civilian	Total	Officer	Enlisted	Civilian	Total	TOTAL
Chemical Warfare	188	--	626	814	1,209	*7 4,250	12,728	18,200	19,014
Engineers	457	4	7,444	7,905	4,836	*19 42,799	212,205	259,859	267,764
General Depot	7	--	13	20	593	*5 125	--	723	743
Medical	180	--	1,450	1,630	**1,934 3,644	*42 48,945	30,129	84,694	86,324
Ordnance	955	--	5,005	5,960	**9 3,388	*43 14,158	169,470	187,068	193,028
Quartermaster	466	--	4,809	5,275	3,238	*61 43,892	122,175	169,366	174,641
Signal	678	--	4,982	5,660	2,983	*51 32,561	48,544	84,139	89,799
Transportation	214		1,048	1,262	**211 3,122	*39 20,741	17,964	48,080	49,342
Supply Services - Total	3,145	4	25,377	28,526	**2,157 23,013	*267 213,477	613,215	852,129	880,655
Adjutant General	251	--	7,211	7,462	81	57	1,385	1,523	8,985
Army Exchange	70	--	109	179	--	--	71	71	250
Chaplains	23	--	54	77	99	20	--	119	196
Finance	47	--	2,270	2,317	221	*25 1,428	7,883	9,537	11,874
Judge Advocate General	203	--	176	379	5	--	--	5	384
Provost Marshal General	140	--	342	482	**8 349	*0 5,117	21	5,501	5,983
Special	51	--	226	277	151	*1 312	--	464	741
Statistical	40	--	234	274	--	--	--	--	274
National Guard Bureau	7	--	71	78	--	--	--	--	78
Administrative Services - Total	832	--	10,693	11,525	**8 906	*32 8,934	9,360	17,240	28,765
First					**280 1,310	*66 15,899	--	17,555	
Second					**205 1,815	*80 30,339	--	32,499	
Third					**454 3,018	*51 23,048	--	26,601	
Fourth					**1,334 3,410	*114 43,888	--	48,466	
Fifth					**210 1,291	*45 20,699	--	22,245	
Sixth					**205 1,346	*61 17,671	--	19,283	
Seventh					**376 1,631	*93 23,114	--	25,114	
Eighth					**1,191 2,807	*102 34,473	--	38,573	
Ninth					**666 2,612	*121 22,132	--	25,531	
Corps Areas - Total					**4,981 19,240	*703 230,883		255,867	
Command and General Staff School					90	*1 614		705	
U. S. Military Academy					**13 303	*10 1,353			
Special Schools - Total					**13 393	*11 1,967		2,384	

* Warrant Officers ** Army Nurse Corps

TEXT SUMMARY - ORDNANCE DIVISION - JUNE 18, 1942

Source of Information: Ordnance Department and Statistical Service, SOS

ORDNANCE PRODUCTION OBJECTIVES

With the May 29 revision of 1942 Army Supply Program Requirements, the Ordnance Department is once again faced with the task of revising production schedules to keep in line with new objectives.

Critical raw material shortages have emphasized the need of maintaining a well-balanced program so that no materials will be used up in excess production when need of them may be holding up production of other munitions lagging behind objectives. To accomplish this, Ordnance Department should have production requirements fixed for at least a year in advance. To maintain constant balance between guns and ammunition, monthly requirements or at least quarterly requirements are desirable.

Principal problems facing the Ordnance Department in the event of requirement changes are:

(1) Cancellation of contracts and downward revision of planned maximum production in the event that new objectives be exceeded.

(2) Changes of new facilities; cancellations in some cases where objectives have been reduced and development of new facilities where requirements are substantially raised.

(3) Rapid development of new production capacity in cases where objectives are raised and program is already lagging.

ANTITANK GUNS

Up to the present time more emphasis has been placed on production of the 37mm than on the larger caliber antitank guns in the United States. A gun for use against combat vehicles has been needed in large quantities, and the 37mm gun is being turned out in great numbers. This weapon is extremely handy for operation in the field. Since the muzzle velocity was recently raised from 2600 to 2900 FS, the effectiveness of the gun has been increased considerably. It is becoming more evident, however, that larger caliber, more powerful guns are needed to stop the heavier of the modern combat vehicles. It is expected that in the future more emphasis will be placed on larger caliber antitank guns--75mm and 3-inch.

The 57mm antitank gun is now in production in this country. This gun is an Americanized British six-pounder and is being produced largely for War Aid Requirements. Only limited use of the 57mm antitank gun is planned for the United States Army. The table below indicates the relative effectiveness of the armor piercing shell used by 37mm and 57mm antitank guns. Tests were made on homogeneous steel 20 degrees from normal at a range of 1000 yards.

	37mm	57mm
Muzzle velocity (Fs)	2,900	2,700
Wt. of shells (lbs)	1.92	6.28
Penetrating effect (inches)	2.0	2.7

TABULAR SUMMARY - STATUS OF SELECTED ORDNANCE EQUIPMENT ITEMS ON ARMY SUPPLY PROGRAM - JUNE 8, 1942

Source of Information: Ordnance Department

Item	Authorized *	Under contract *	Req'd Prod. 1942	Accepted					Estimated		
				Jan 1 - Jun 8	Mar	Apr	May	Jun 1 - 8	Jun	Jul	Aug
COMBAT VEHICLES											
Scout car, M3A1	16,538	16,538	9,406	867	0	295	390	182	900	1,100	1,200
Personnel carrier, M2 & M4	9,735	9,735	4,636	2,222	480	220	287	5	124	424	855
Personnel carrier, M3	20,182	15,182	4,547	1,532	192	198	301	78	300	300	250
Armored cars (all)	14,370	9,300	8,937	0	0	0	0	0	0	0	10
Tank, light	24,582	24,582	10,588	2,479	418	547	635	138	647	783	975
Tank, medium	40,692	40,692	14,000	3,751	672	817	903	153	1,160	1,425	1,685
Tank, heavy	1,037	600	115	0	0	0	0	0	2	4	10
SMALL ARMS											
Rifle, cal.30, M1	1,256,949	1,206,949	579,500	257,652	49,180	53,280	58,481	16,121	56,000	58,800	60,000
Carbine, cal.30, M1	1,658,458	1,607,243	1,077,808	131	0	0	0	111	1,405	3,500	9,200
Rifle, cal.30, M1903	1,710,203	806,727	979,000	115,035	21,889	25,982	29,470	9,650	29,000	31,000	31,000
Rifle,auto.Brg.,cal.30,M1918A2	33,839	31,219	49,240	6,364	900	1,170	2,735	580	1,500	1,500	1,500
Machine gun, cal.30, AC	224,710	134,899	114,957	37,178	6,090	9,221	9,737	1,983	8,570	9,279	9,385
Machine gun, cal.30 (Var.)	443,583	435,599	137,436	52,666	10,849	11,010	13,335	3,654	12,777	14,860	16,278
Submachine gun, cal.45	1,619,094	800,227	979,336	255,215	48,092	54,340	56,384	10,900	59,000	59,000	73,000
Machine gun, cal.50, AC	518,054	351,552	188,488	82,157	15,530	15,806	20,495	5,635	18,038	19,450	19,955
Machine gun, cal.50, AA	58,094	56,704	35,463	13,369	2,035	3,335	4,144	1,073	4,490	4,825	4,825
Machine gun, cal.50, HB	121,400	120,170	74,281	11,954	2,656	3,339	3,150	53	3,300	4,050	4,750
ARTILLERY											
Gun, 20mm, AC	141,622	141,425	41,710	21,476	3,912	4,738	6,295	1,300	6,501	7,110	7,720
Gun, 37mm, AC	14,516	13,712	4,983	1,802	350	400	425	110	600	717	810
Gun, 37mm, AA	2,673	2,673	3,500	369	51	83	150	15	200	250	250
Gun, 37mm, tank, M5 & M6	66,796	66,779	19,763	8,292	1,496	1,782	1,896	300	2,323	2,875	3,375
Gun, 37mm, AT, wheeled	20,050	20,050	14,461	3,910	394	752	1,002	280	1,200	1,400	1,500
Gun, 37mm, AT, self-propelled	5,404	5,404	2,539	170	0	0	157	13	350	200	200
Gun, 40mm, AA, M1 & SP	25,790	15,790	11,100	706	65	65	428	148	600	800	1,100
Gun, 57mm, AT, wheeled	8,500	8,500	1,099	310	2	75	178	55	210	290	395
Gun, 57mm, AT, self-propelled	2,646	0	1,813	0	0	0	0	0	Schedule not available		
Mortar, 60mm	17,442	17,442	3,790	2,003	379	323	202	152	900	1,000	500
Howitzer, 75mm, field & pack	2,087	2,087	1,213	269	0	48	54	33	117	115	235
Howitzer, 75mm, self-propelled	2,616	500	1,839	201	68	86	0	0	Schedule not available		
Gun, 75mm, tank	46,909	46,015	14,190	4,795	796	922	1,288	608	2,025	2,391	2,572
Gun, 75mm, AT, self-propelled	1,350	1,350	50	526	101	218	206	0	175	225	135
Gun, 3", tank	115	115	115	0	0	0	0	0	Starts in Sept 1942		
Gun, 3", AT, wheeled	100	100	0	0	0	0	0	0	0	20	10
Gun, 3", AT, self-propelled	6,445	1,580	5,378	0	0	0	0	0	0	0	19
Mortar, 81mm	8,733	7,199	3,773	1,576	286	281	320	91	500	500	500
Gun, 90mm, AA	8,000	7,624	2,750	620	84	137	171	40	193	220	262
Howitzer, 105mm, wheeled	3,914	3,898	3,035	2,122	479	467	356	130	394	163	295
Howitzer, 105mm, self-propelled	4,010	3,686	2,782	405	177	181	33	14	Schedule not available		
Howitzer, 155mm, new	1,270	1,270	450	0	0	0	0	0	Starts in Sept 1942		
Gun, 155mm, M1	765	465	458	180	31	31	35	6	30	40	45
FIRE CONTROL, AA											
Director, M5 & M6	36,995	27,884	18,767	1,065	144	254	442	149	546	755	1,055
Director, M7	3,517	3,117	986	136	21	27	31	7	25	29	34
Finder, height	2,101	2,101	942	74	18	17	24	1	24	25	35
Instrument, binaural training	17	17	11	7	0	0	0	0	0	0	10
Instrument, flank spotting	662	608	0	406	100	24	51	25	75	75	29
Instrument, observation, BC	2,712	2,672	1,231	65	16	6	15	13	100	130	161
Locator, sound	714	714	930	227	47	36	46	15	54	32	0
Rule, flank spotting	222	204	0	204	68	0	134	0	Schedule not available		
Tester, stereoscopic	1,039	1,039	414	0	0	0	0	0	312	150	150
Trainer, stereoscopic	836	381	261	34	5	8	3	2	7	6	6

Figures include procurement for International Aid and other services.
* Quantity accepted prior to January 1, 1942, has been excluded.

AIRCRAFT GUNS - MAY 31, 1942

Source of Information: Ordnance Department and Statistical Service, SOS

Steps are being taken to convert excess caliber .30, M1917 machine gun capacity to overcome the anticipated shortage of caliber .30 aircraft guns. Output of the caliber .50 is expected to be adequate in 1942 but additional capacity will be needed to meet 1943 requirements.

It is hoped that advantage may be taken of the estimated excess capacities of 20mm and 37mm aircraft guns to aid in the production of other equipment where shortages are expected.

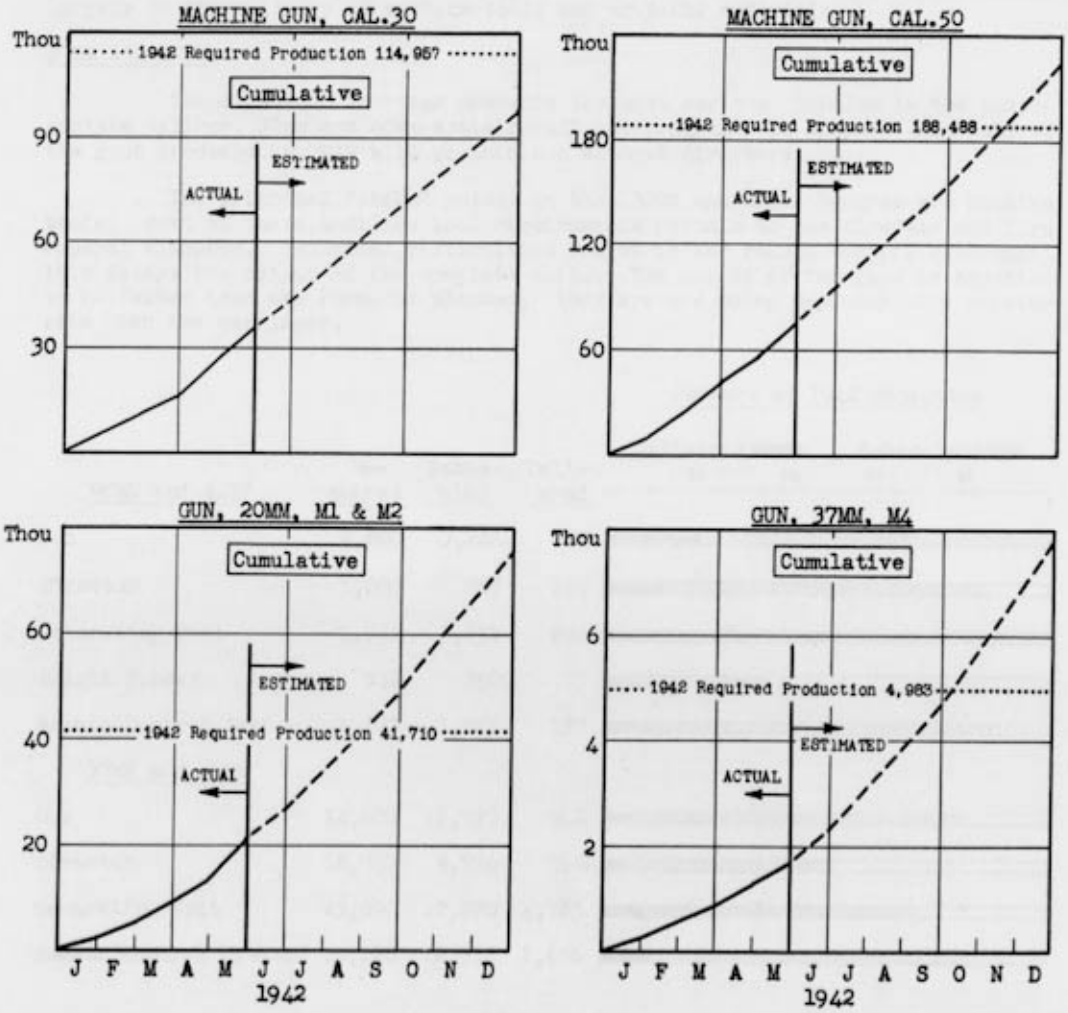

ANTIAIRCRAFT MATERIEL - MAY 31, 1942

Source of Information: Ordnance Department and Statistical Service, SOS

90MM

There is a shortage of the height finders used with the 90mm antiaircraft gun batteries. This shortage will grow worse until production of the new Radar range finders relieves the situation; it is hoped that the shortage can be overcome by December, 1942.

Progress is being made by the various contractors in overcoming technical difficulties involved in the manufacture of most components and accessory equipment for the 90mm antiaircraft gun. Future progress of the program depends largely on the delivery of machine tools and critical materials.

37MM AND 40MM

The director shortage presents the most serious problem in the intermediate caliber, 37mm and 40mm antiaircraft gun program. It appears that half of the guns produced in 1942 will go into use without directors.

The principal "choke" points in the 37mm and 40mm program are machine tools; most of these unfilled tool requirements pertain to the director and fire control elements. Technical difficulties exist in the remote control equipment; this delays the output of the complete units. The output of the guns is expected to be faster than was formerly planned; they are now being produced at a greater rate than the carriages.

Percent of 1942 Objective

Delivered ■ Scheduled ▨ (20, 40, 60, 80)

90MM and 4.7"	Required	Scheduled	Delivered
Gun	2,800	3,244	580
Director	1,005	867	129
Generating Unit	1,791	3,452	896
Height Finder	942	350	73
Remote Control System	1,173	1,021	137
37MM and 40MM			
Gun	14,600	11,787	912
Director	18,767	9,776	916
Generating Unit	25,090	17,870	4,725
Remote Control System	15,126	12,536	1,656

DAILY DELIVERY RATES - ORDNANCE PROCUREMENT - JUNE 8, 1942

Source of Information: Ordnance Department

Daily rates are averages for the past 30 days of schedules and of deliveries. Statistically, the points plotted each day are 30-day moving averages trailed.

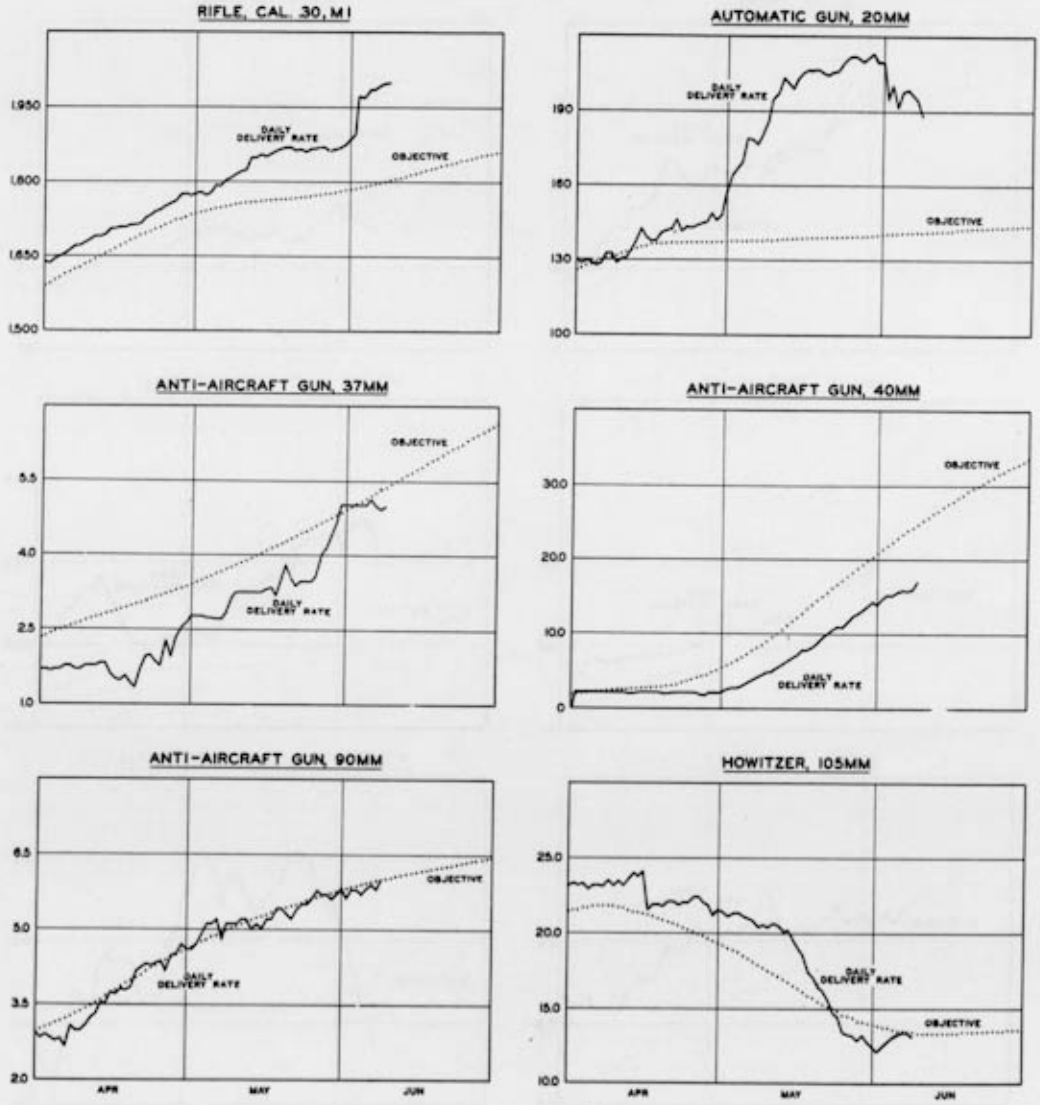

DAILY DELIVERY RATES - ORDNANCE PROCUREMENT - JUNE 8, 1942

Source of Information: Ordnance Department

Daily rates are averages for the past 30 days of schedules and of deliveries. Statistically, the points plotted each day are 30-day moving averages trailed.

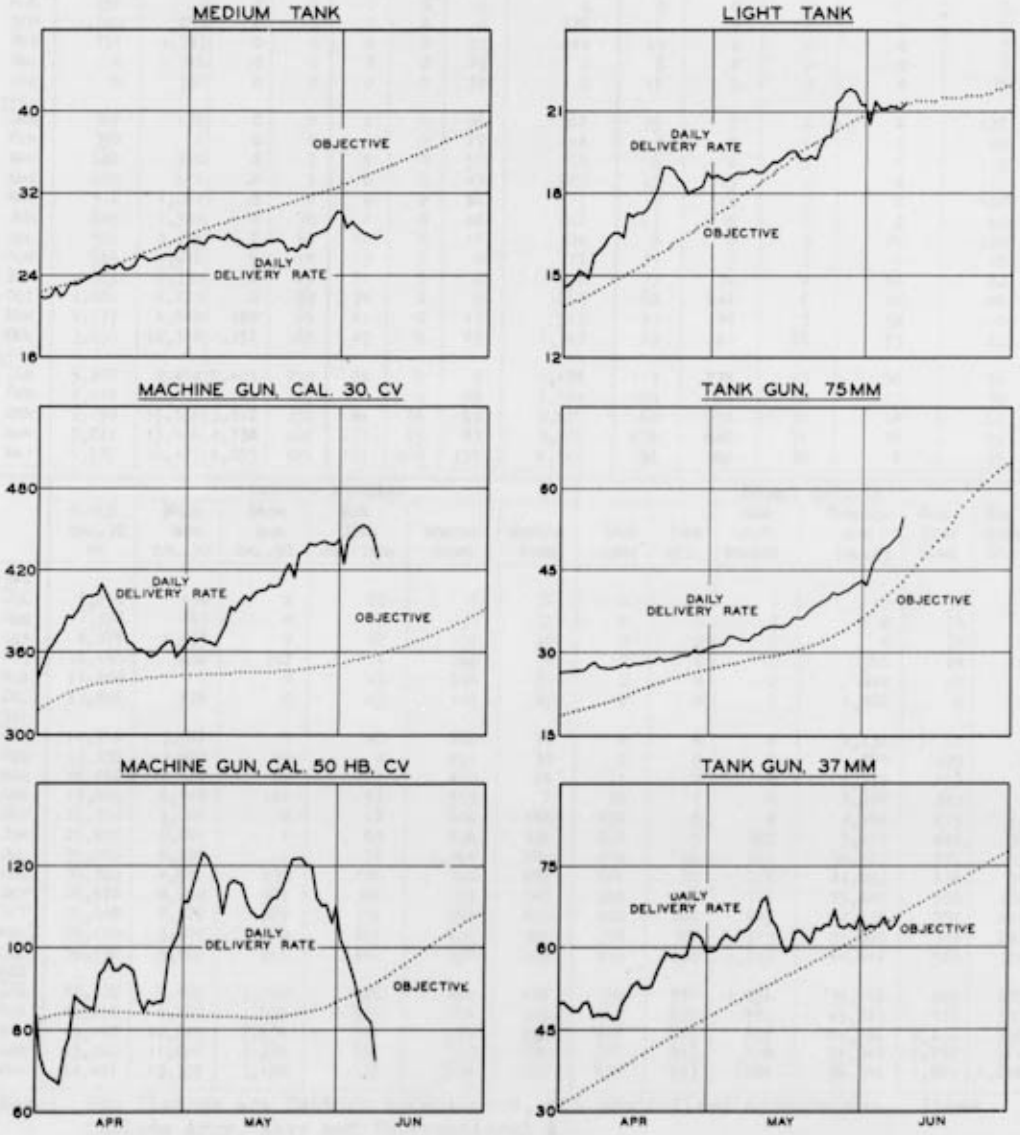

MONTHLY ACCEPTANCES - EQUIPMENT - MAY 31, 1942

Source of Information: Ordnance Department

	AIRCRAFT ARMAMENT				ANTIAIRCRAFT				ARTILLERY				
												MODERNIZATION	
	MACH GUN CAL.30	MACH GUN CAL.50	GUN 20MM AUTO	GUN 37MM AUTO	GUN 90MM	GUN 40MM	GUN 37MM	MACH GUN CAL.50 WC	HOW 75MM	HOW 105MM	GUN 155MM	CARRIAGE 155MM GUN	CARRIAGE 155MM HOW
1940													
JUL	0	0	0	0	0	0	0	0	0	0	0	0	0
AUG	762	0	0	0	0	0	0	0	0	0	0	0	0
SEP	1,010	277	0	0	0	0	0	276	6	0	0	0	0
OCT	751	1,783	0	0	0	0	99	444	10	0	0	0	0
NOV	0	326	0	0	0	0	49	0	5	0	0	0	0
DEC	0	550	0	0	0	0	34	0	15	0	3	0	35
1941													
JAN	387	130	0	0	0	0	36	362	15	0	4	0	127
FEB	350	0	0	0	1	0	27	414	8	0	1	0	99
MAR	620	998	0	7	5	0	50	150	6	0	1	0	115
APR	620	614	0	1	0	0	43	223	17	25	1	0	101
MAY	512	1,061	0	6	8	0	84	177	19	18	8	0	100
JUN	625	1,588	0	30	1	0	40	622	17	18	2	0	80
JUL	500	3,175	0	50	10	0	10	300	6	0	0	29	120
AUG	984	4,912	5	12	23	0	0	773	39	9	7	9	80
SEP	625	6,330	50	25	21	0	8	652	73	71	4	66	80
OCT	1,681	6,473	0	28	34	0	0	662	60	144	6	28	80
NOV	1,177	4,940	188	66	21	0	13	523	93	189	3	58	100
DEC	3,636	10,712	1,152	165	47	0	23	1,343	69	123	25	93	80
1942													
JAN	5,707	9,494	2,405	250	75	0	9	1,198	118	275	23	38	70
FEB	4,440	15,197	2,826	267	74	0	40	1,584	106	367	28	107	30
MAR	6,090	15,530	3,912	350	84	65	51	2,035	68	656	31	18	68
APR	9,221	15,806	4,738	400	137	65	83	3,335	134	648	31	34	25
MAY	9,737	20,495	6,295	425	171	428	150	4,144	54	389	35	8	25

	INFANTRY ARMAMENT						COMBAT VEHICLES					
	RIFLE CAL.30 M1	MACH GUN CAL.30	MACH GUN CAL.50	GUN 37MM ANTI TANK	MORTAR 60MM	MORTAR 81MM	TANK LIGHT	TANK MED	CAR HALF TRACKS	SUBMACH GUN CAL.45	GUN 37MM TANK	GUN 75MM TANK
1940												
JUL	5,290	434	0	20	6	32	0	0	0	13	50	0
AUG	7,598	283	0	75	177	50	0	0	0	0	56	0
SEP	8,075	1,455	0	92	137	70	0	0	0	0	34	0
OCT	10,480	401	707	111	169	38	0	0	0	562	14	0
NOV	11,203	0	0	43	144	83	0	0	0	644	12	0
DEC	13,812	476	0	15	142	63	0	0	0	1,802	0	0
1941												
JAN	14,718	3,022	0	40	262	51	0	0	0	1,131	57	0
FEB	13,335	3,620	33	0	454	39	0	0	0	793	129	1
MAR	16,450	4,621	80	2	410	48	1	0	0	1,950	153	0
APR	18,800	5,542	101	57	553	2	88	1	0	2,206	343	3
MAY	22,000	4,620	0	12	604	182	172	0	2	4,568	419	10
JUN	25,950	6,081	1	63	836	238	268	9	397	5,498	622	36
JUL	30,000	6,286	1	72	1,064	221	284	26	812	34,947	571	52
AUG	30,760	4,601	236	188	290	256	281	80	725	24,853	634	78
SEP	26,970	4,663	877	366	397	349	309	193	774	25,840	502	132
OCT	31,049	2,579	829	555	567	455	400	249	985	42,930	735	241
NOV	29,110	3,874	0	451	435	391	338	325	713	27,088	329	292
DEC	36,530	5,167	291	446	352	129	410	490	1,017	41,644	586	371
1942												
JAN	40,330	7,429	1,100	609	424	195	378	576	1,051	39,716	885	477
FEB	40,260	6,389	1,656	639	300	345	363	630	942	45,783	942	533
MAR	49,180	10,849	2,656	394	379	286	418	672	672	41,766	1,496	796
APR	53,280	11,010	3,339	752	323	281	547	817	418	54,340	1,782	922
MAY	58,481	13,335	3,150	1,159	202	320	635	903	588	56,384	1,896	1,288

Note: Gun figures are factory acceptances, not proof-fired acceptances. Items include Army, Navy and International Aid.

TABULAR SUMMARY - STATUS OF SELECTED ORDNANCE AMMUNITION ITEMS ON ARMY SUPPLY PROGRAM - JUNE 8, 1942

Source of Information: Ordnance Department

(Figures in thousands)

Item		Author-ized *	Under con-tract *	Req'd prod. 1942	Accepted					Estimated		
					Jan 1 - Jun 8	Mar	Apr	May	Jun 1 - 8	Jun	Jul	Aug
BOMBS AND PYROTECHNICS												
Bomb, frag., 20#	(a)	1,226	1,223	1,227	260	110	0	0	0	Not scheduled		
Bomb, chem., 100#	(ab)	3,615	845	2,104	120	25	31	36	12	100	125	150
Bomb, demo., 100#	(a)	6,240	5,358	1,897	689	279	137	180	17	100	90	150
Bomb, demo., 250#, 300#	(a)	4,921	4,000	1,252	211	39	44	40	4	25	40	70
Bomb, demo., 500#	(a)	1,899	1,509	815	215	23	46	31	10	50	60	40
Bomb, demo., 1000#	(a)	1,236	608	724	22	(c)	2	8	2	7	15	35
Bomb, demo., 2000#	(a)	269	191	38	3	0	0	0	0	(c)	3	5
Bomb, SAP, 500#	(a)	1,257	927	491	7	0	0	4	3	25	40	60
Bomb, SAP, 1000#	(a)	563	419	289	0	0	0	0	0	0	0	5
Flares		3,982	533	976	44	5	11	12	15	115	115	115
Signals, aircraft		14,768	3,060	4,039	252	62	40	20	0	250	250	250
SMALL ARMS												
Cartridge, cal.30	**	16,996	15,441	8,852	1,724	306	418	522	109	662	763	887
Cartridge, cal.45	**	6,902	5,454	3,297	314	66	74	66	15	76	87	109
Cartridge, cal.50	**	5,640	3,334	2,448	278	45	58	99	26	151	204	250
Link, metallic belt, cal.30	**	4,983	2,246	2,579	198	35	41	47	10	51	67	136
Link, metallic belt, cal.50	**	5,440	3,928	2,765	443	101	100	108	29	136	159	166
MINOR CALIBER												
Cartridge, 20mm, AC		248,586	203,910	108,464	25,601	3,592	6,127	5,524	1,249	7,150	8,725	11,100
Shell, HE, 37mm, AC		12,486	9,510	1,628	903	441	49	165	0	0	0	0
Shot, AP, 37mm, AC		692	543	567	61	12	22	27	0	20	30	50
Shell, HE, 37mm, AA		17,255	17,255	6,401	3,582	383	534	485	195	850	800	780
Shot, AP, 37mm, AA		2,016	1,109	1,215	0	0	0	0	0	50	83	142
Shell, HE, 37mm, T & AT		52,268	21,706	14,329	1,735	432	466	705	58	1,000	1,250	1,250
Shot, AP, 37mm, T & AT		76,208	47,878	26,249	6,196	1,011	1,905	1,855	511	2,500	2,500	2,500
Canister, 37mm, T & AT		5,332	4,103	1,853	573	0	79	171	323	300	200	200
Shell, HE, 40mm, AA		70,989	28,918	24,360	1,089	150	153	621	57	350	500	1,000
MEDIUM CALIBER												
Shell, HE, 75mm gun		21,893	7,429	10,628	2,211	473	596	460	95	509	500	590
Shot, AP, 75mm gun		23,546	23,546	7,131	1,789	227	506	539	179	890	750	750
Shell, smoke, WP, 75mm gun	(a)	407	320	154	280	0	88	87	0	Not scheduled		
Shell, HE, 75mm how.		15,442	10,136	7,527	2,257	641	505	659	125	650	705	405
Shell, smoke, WP, 75mm how.		1,801	618	847	51	0	0	22	29	60	60	60
Shell, HE, 3", AA		1,935	1,740	1,854	1,362	226	404	228	152	166	135	165
Shell, HE, 3", T & AT		4,738	4,081	842	30	15	0	0	0	(c)	50	100
Shot, AP, 3", T & AT		13,481	9,017	2,314	24	0	0	0	24	100	100	125
Shell, HE, 90mm, AA		12,095	10,317	6,818	805	0	177	300	0	270	330	270
Shot, AP, 90mm, AA		854	675	253	0	0	0	0	0	0	1	5
Shell, HE, 105mm how.		32,856	28,260	11,066	3,347	810	752	554	222	820	825	880
Shell, smoke, WP, 105mm how.		4,149	3,196	1,274	182	19	95	41	27	70	90	100
SEPARATE LOADING												
Shell, HE, 155mm gun	(a)	1,403	1,376	654	141	55	20	0	0	15	60	80
Shot, AP, 155mm gun		301	263	237	2	0	0	1	1	10	20	40
Charge, prop., 155mm gun		1,923	1,902	795	579	132	175	101	35	140	70	40
Shell, HE, 155mm how.	(a)	10,093	9,781	4,210	1,601	319	282	414	90	299	250	325
Shell, smoke, WP, 155mm how.	(a)	783	385	285	31	10	0	0	21	30	0	0
Charge, prop., 155mm how.		11,438	11,425	5,019	2,377	646	298	363	51	491	450	450
MISCELLANEOUS												
Shell, HE, 60mm mortar		28,969	28,277	9,508	3,623	591	1,120	818	135	950	1,000	900
Shell, HE, 81mm mortar		7,943	7,694	4,723	1,655	402	465	396	0	200	11	450
Shell, smoke, WP, 81mm mortar		765	745	550	79	0	2	77	0	55	25	0
Grenade, hand, frag. & offensive		13,099	12,911	2,992	270	0	0	0	0	175	445	500
Grenade, rifle, cal.30 & cal.50		3,707	3,707	3,364	659	80	280	200	40	253	243	245
Grenade, HC, smoke, Gd & AC		6,720	6,589	1,648	34	(c)	34	0	0	80	170	180
Mine, antitank		6,035	6,026	2,491	996	125	203	478	139	630	650	315

Figures include procurement for International Aid and other services.
* Quantity accepted prior to January 1, 1942 has been excluded.
** Figures in millions.

(a) Unfused.
(b) Unfilled.
(c) Less than 1,000.

AMMUNITION COMPONENTS - EXCESS PRODUCTION - MAY 21, 1942

Source of Information: Ordnance Department and Statistical Service, SOS

It is indicated that production of the items listed below will exceed 1942 requirements by a substantial margin. The excess shown is a conservative estimate as it is based on April monthly production rates for the remainder of 1942 and makes allowance for expiration of contracts.

Cause for this excess production is attributable to present contracts and capacities now attained. In many cases these capacities were planned for the higher Presidential objectives set in January.

Shortages of raw materials now necessitate a more complete balance of production than previously. Reduction of capacities and, in some cases, cancellation of contracts, appear more desirable than accumulation of stocks in view of these shortages.

SELECTED AMMUNITION COMPONENTS WITH EXCESS PRODUCTION

(Thousands)

Item	1942 Requirement (b)	Production thru April	Minimum 1942 Production (a)	Excess Over 1942 Requirements
SHELL BODIES				
37mm, M54	8,030	10,907	16,184	8,154
60mm Mortar, M49A2 & M50A2	9,508	7,372	15,326	5,818
105mm Howitzer, M1	10,846	5,163	15,485	4,639
FUZES				
PD M51 (Chem., 155mm 6" & 8")	4,910	4,742	11,043	6,133
PD M56 (37mm AC & AA, M54)	8,820	6,011	11,398	2,578
Mine, antitank, M1	2,491	2,508	3,877	1,386
Mine, antitank, M1, body & assembly	2,492	3,117	3,400	908
Case, cartridge, M17, 37mm, AA (c)	7,616	4,136	11,208	3,592

(a) Based on present contracts and April capacity as maximum.
(b) New requirement as of May 29, 1942.
(c) All brass.

GUNS VS AMMUNITION - 37MM AND 40MM ANTIAIRCRAFT - MAY 31, 1942

Source of Information: Ordnance Department, General Staff and Statistical Service, SOS

Diagrams below, based on the May 31 Status Report and the new Army Supply Program requirements dated May 29, indicate that conversion of production from 37mm antiaircraft guns to 40mm guns will run ahead of the conversion of ammunition. As a result of this situation, a lack of balance will exist between both 37mm and 40mm antiaircraft guns and ammunition.

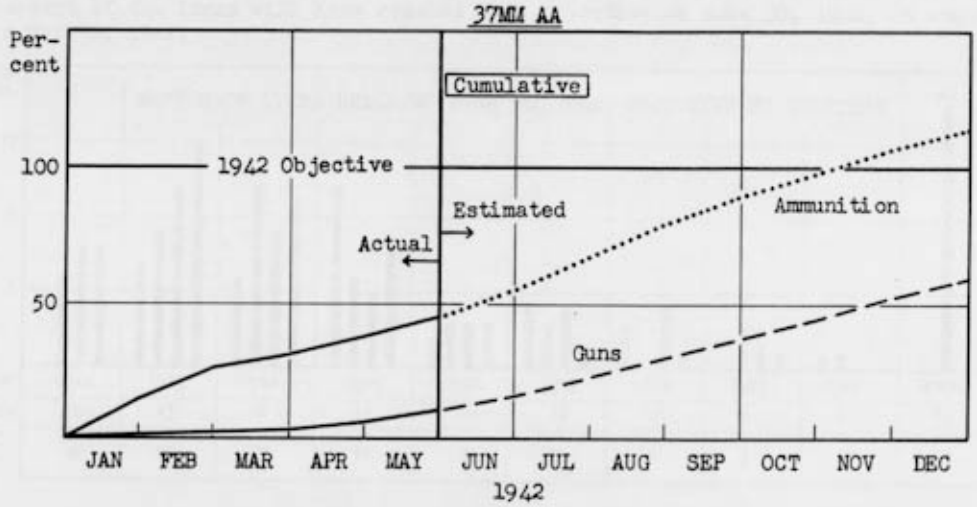

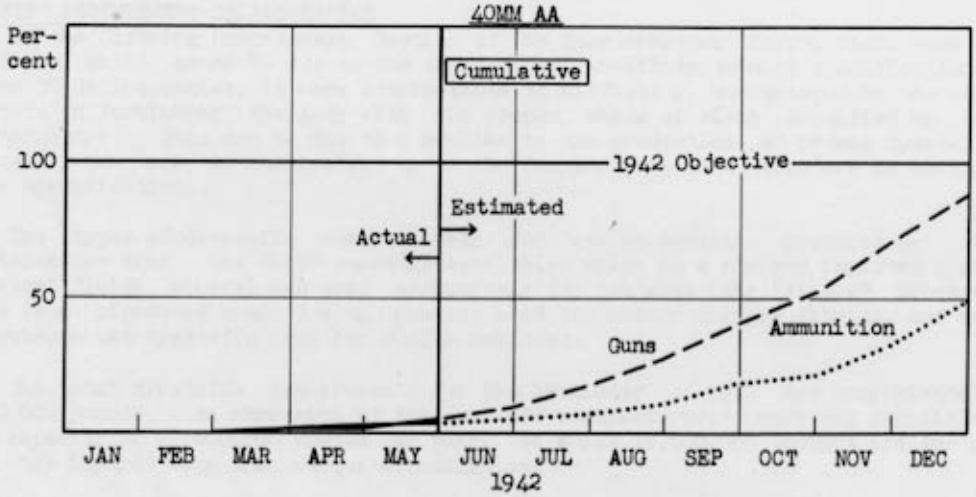

TEXT SUMMARY - Q.M. BASIC ITEMS OF SUPPLY - JUNE 8, 1942

Source of Information: Office of the Quartermaster General

ESTIMATED TIME REQUIRED TO REACH JUNE 30, 1944 OBJECTIVE

The diagram below covers the items of Clothing and Equipage listed in the May 30, 1942 Status Report. It shows the length of time that would be required to meet the June 30, 1944 objective, assuming an average future delivery rate equal to the maximum monthly delivery made during 1942 to date. This highest monthly delivery is considered to be approximately equal to maximum productive capacity, since the Quartermaster procurement program is predicated upon the use of existing industrial facilities rather than the construction of new plants. It will be noted that only 41 percent of the items will have reached the objective on June 30, 1944, 25 months after May 31, 1942.

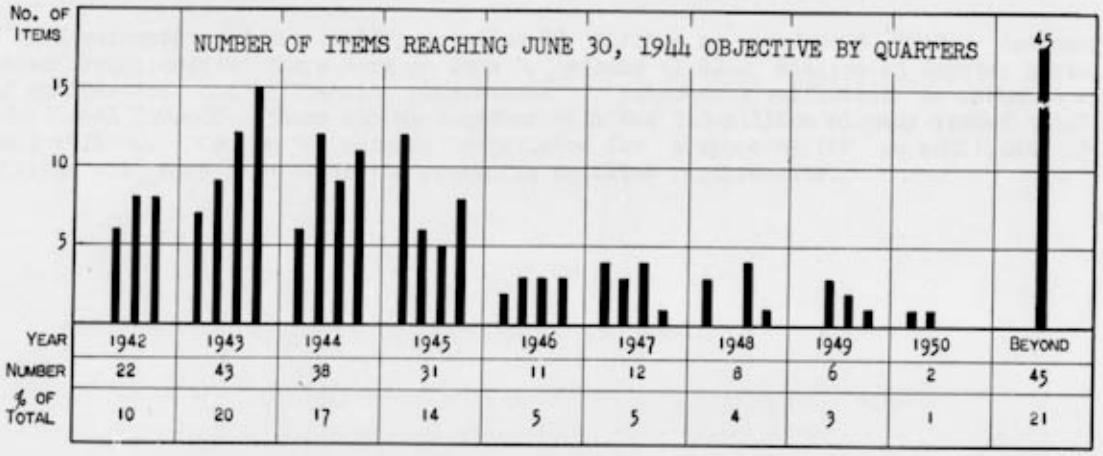

YEAR	1942	1943	1944	1945	1946	1947	1948	1949	1950	BEYOND
NUMBER	22	43	38	31	11	12	8	6	2	45
% OF TOTAL	10	20	17	14	5	5	4	3	1	21

CLOTHING PROCUREMENT DELINQUENCIES

In the Clothing Procurement Section of the Quartermaster Corps, there were 37 contracts behind schedule due to the contractors' inability to meet specifications. Of the 37 delinquencies, 25 were attributable to difficulty encountered by the contractors in furnishing the Army with the proper shade of cloth specified by the Quartermaster. This may be due to a problem in the production of proper dyestuffs because of the lack of chemicals, or to the inexperience of contractors in meeting these specifications.

The types of dyestuffs now available for use on textiles procured by the Quartermaster are: the "746" recently available, which is a new and improved flame resistant finish mineral dye used exclusively for tentage; the "Aridye" process, which is a pigmented resin dyeing process used for cotton uniform fabrics, and anthraquinone vat dyestuffs used for woolen uniforms.

The total dyestuffs requirements for the remainder of 1942 are approximately 8,100,000 pounds. An expansion of the dyestuff manufacturers' existing facilities to a capacity of 21,000,000 pounds per year, of which 18,000,000 pounds are for the Army, has insured more than adequate facilities.

SUBSISTENCE

The type "C" Ration, formerly known as the Reserve Ration, is the one carried by the individual. It consists of three 12 oz. cans of meat, each different, and three similar sized cans containing biscuits, coffee, sugar and confection. This ration, as issued to the soldier weighs a little over three pounds but when it is packed for export weighs 4.14 pounds and displaces .1094 cubic feet.

Requirements of Ration "C" totalled 22 million as of June 3, 1942. Against these requirements there were on June 3, stocks of 12.2 million at depots, ports of embarkation and in transit plus stocks of components sufficient to assemble an additional 700,000. These stocks together with the 5.3 million already issued total 18.2 million. Contracts already negotiated for components for an additional 5 million will more than cover the remaining unfilled requirements.

TABULAR SUMMARY - STATUS OF SELECTED Q.M. ITEMS ON ARMY SUPPLY PROGRAM - JUNE 8, 1942

Source of Information: Statistics Branch, Office of the Quartermaster General

Item	Authorized **	Under contract **	Req'd. prod. 1942	Accepted					Estimated		
				Jan 1-Jun 8	Mar	Apr	May	Jun 1-8	Jun	Jul	Aug
CLOTHING	Thou	Thou	Thou								
*Belt, web, waist	8,786	8,786	5,599	3,829,100	825,000	539,000	822,500	227,600	2,926,600	900,000	1,000,000
*Boots, rubber, knee	184	184	291	184,962	22,942	52,607	20,286	875	0	0	0
Coat, wool, serge	7,926	7,926	6,777	2,587,619	473,464	575,030	554,847	260,263	1,264,572	600,000	900,000
*Drawers, cotton	37,423	37,423	1,486	11,345,228	1,292,388	2,071,942	3,110,748	810,038	4,763,924	3,522,000	2,000,000
Gloves, wool	9,611	9,611	7,476	2,822,217	582,041	489,318	617,465	137,200	597,475	618,052	966,200
Jacket, field	12,489	11,867	8,647	2,332,268	355,893	547,701	549,750	156,678	1,197,350	1,572,800	1,884,200
Jacket, HBT	12,900	11,476	5,333	3,493,909	492,009	819,596	889,537	227,330	1,460,013	1,183,768	660,000
Leggings, canvas, damtd.	31,360	26,593	8,826	2,437,211	490,507	489,626	537,762	236,113	1,144,552	1,674,000	2,725,000
Liner, helmet, steel	10,807	10,807	7,381	1,018,983	400,076	154,084	60,250	36,999	750,000	1,000,000	1,800,000
Overcoat, wool, o.d.	6,171	6,171	3,367	1,932,405	412,303	455,601	355,728	98,918	578,552	190,000	430,000
*Raincoat, mtd. & damtd.	8,654	8,654	4,968	1,444,173	299,766	303,946	174,574	45,258	494,049	999,300	1,132,100
*Shirt, cotton	22,791	17,030	5,026	7,694,553	1,399,487	1,815,387	1,883,156	310,991	2,971,076	1,043,491	1,341,595
Shirt, flannel	17,028	17,028	9,991	4,732,278	772,277	925,917	984,549	585,093	1,995,684	1,500,000	1,000,000
*Shoes, service (I. low)	28,239	23,396	11,804	13,701,120	3,038,005	2,939,090	3,206,294	816,612	1,820,992	1,851,258	2,850,000
*Socks, cotton	26,894	26,894	7,399	5,274,040	1,221,858	248,312	197,111	58,495	657,041	2,270,000	3,084,455
Suit, one-piece, HBT	6,463	6,463	3,508	2,027,081	363,687	450,869	568,816	87,482	1,703,591	500,000	1,100,000
*Trousers, cotton, khaki	31,913	21,626	12,868	4,950,775	782,162	840,909	1,279,351	527,838	1,937,211	2,475,380	2,766,320
Trousers, HBT	11,175	11,175	4,061	3,983,766	767,009	870,185	984,286	257,005	1,184,706	697,249	299,000
Trousers, wool, o.d.	17,910	14,837	12,773	4,058,660	808,190	874,802	606,339	504,451	725,676	313,720	841,930
*Undershirt, cotton	41,468	41,468	4,148	12,310,676	1,239,312	1,282,188	1,427,948	790,003	3,413,897	1,976,316	4,374,563
EQUIPAGE											
Bag, barrack	17,753	17,753	8,963	3,249,880	383,573	786,130	1,045,343	344,507	1,087,495	1,920,287	3,093,834
Bag, canvas, w. ster.	130	130	38	42,142	9,784	2,616	10,384	3,300	12,000	19,542	853,000
*Bar, mosquito	12,443	6,072	5,830	882,027	130,209	227,070	318,659	82,672	200,000	643,750	1,157,250
Belt, cartridge, damtd.	4,366	4,366	1,583	1,057,770	133,520	220,350	314,020	56,460	468,000	324,496	853,000
Belt, pistol	1,864	1,864	2,413	1,439,078	392,379	353,209	368,957	39,034	636,680	730,120	1,000,000
Blanket, wool, o.d.	17,989	17,989	9,278	4,290,590	729,805	769,459	963,879	320,585	578,842	494,175	1,399,847
Can, meat	8,926	6,095	5,037	3,178,303	977,586	466,688	579,780	127,399	1,000,000	1,100,000	1,030,000
Canteen, M-1910	9,733	4,123	3,852	1,885,550	359,475	234,200	462,800	153,175	580,000	550,000	325,000
Carrier, pack	5,301	5,301	2,534	1,322,227	218,600	276,400	467,400	122,400	400,827	774,600	955,000
Comforter, cotton-filled	9,143	9,143	4,104	2,093,578	359,159	475,442	558,336	273,730	875,495	1,080,900	1,174,280
Haversack	6,856	6,856	2,452	1,141,401	152,242	218,018	254,509	98,197	400,000	591,316	365,500
*Headnet, mosquito	5,331	3,908	1,641	718,613	197,035	302,594	184,116	10,375	50,004	331,480	200,000
Pouche, first aid	9,890	9,890	5,628	2,898,232	334,375	475,175	588,336	323,450	744,000	1,608,500	1,695,138
Roll, bedding, w.proofed	552	552	168	58,000	16,940	15,488	4,172	3,000	26,000	25,000	45,000
Sling, carrying, mg.	114	114	183	72,616	0	12,900	30,200	12,800	5,000	14,000	0
Suspender, belt	2,453	2,453	2,813	1,462,840	373,340	416,500	289,900	205,100	101,000	240,000	180,000
Tent, pyramidal	2,052	2,052	503	176,844	34,478	44,827	72,877	23,081	79,513	120,000	200,000
Tent, shelter-half	13,921	12,834	5,048	1,092,452	207,660	225,134	190,335	204,690	255,000	345,000	700,000
GENERAL SUPPLIES											
Can, galvanized, 10-gal.	106	40	172	21,415	0	0	14,742	0	6,000	3,500	0
Can, galvanized, 32-gal.	216	57	436	15,452	4,531	7,325	2,196	0	5,000	7,000	10,000
Container, water, 5-gal.	2,978	2,978	1,245	59,508	1,580	5,030	26,666	0	35,000	80,000	120,000
Lantern, gasoline	34	34	169	11,406	2,461	494	51	0	933	4,600	14,454
Range, field	27	27	28	2,374	189	0	850	0	300	2,490	7,209
Scabbard, rifle	117	117	355	18,800	1,553	0	9,201	8,046	10,000	18,000	43,895
Stove, tent	483	483	580	456,938	162,128	70,778	56,084	18,944	100,000	101,200	0
MOTOR VEHICLES											
Ambulances	13	12	8	1,155	38	431	180	12	1,216	1,900	1,520
Passenger cars	11	10	5	10,435	4,549	64	5	16		complete	
Motorcycles	90	86	43	12,980	2,434	397	3,512	1,195	4,600	4,619	4,619
Trucks, 1/4-ton	201	196	131	68,375	16,412	17,568	15,405	5,277	20,542	16,700	16,700
Trucks, 1/2 & 3/4-ton	93	83	56	25,282	6,979	3,632	3,679	1,064	5,517	8,970	7,720
Trucks, 1-1/2-ton	197	156	177	71,097	18,505	15,509	8,748	4,134	14,889	22,956	16,638
Trucks, 2-1/2-ton	384	351	217	60,880	11,473	14,153	13,637	4,470	17,707	28,052	22,086
Trucks, 4 & 5-ton	34	25	9	3,413	562	516	819	205	1,112	1,410	1,690
Trucks, 6-ton & over	24	23	19	2,966	347	569	830	140	1,295	2,124	2,195
Semi-trailers	13	10	11	2,382	149	556	990	411	877	914	862
Trailers	82	69	50	18,208	2,546	4,369	8,193	2,535	7,979	12,142	10,829

* Figures include procurement for International Aid and Navy

** Quantity delivered prior to January 1, 1942 has been excluded.

Q.M. PROCUREMENT - PROGRESS TOWARD 1942 PRODUCTION - JUNE 8, 1942

Source of Information: Statistics Branch, Office of the Quartermaster General

Item	Required Production 1942	Delivered Jan 1 to Jun 8	Percent of 1942 required production %
CLOTHING			
•Belt, web, waist	5,599,123	3,829,100	68
•Boots, rubber, knee	291,321	184,962	63
Coats, wool serge	6,777,492	2,587,619	38
•Drawers, cotton	1,485,927	11,345,228	764
Gloves, wool	7,476,434	2,822,217	38
Jacket, field	8,647,220	2,332,268	27
Jacket, HBT	5,333,120	3,493,909	66
Leggings, canvas, dismtd.	8,826,114	2,437,211	28
Liners, helmet, steel	7,380,746	1,018,983	14
Overcoat, wool, o.d.	3,367,096	1,932,405	57
•Raincoat, mtd. & dismtd.	4,967,586	1,444,173	29
•Shirt, cotton, khaki	5,025,897	7,694,553	153
Shirt, flannel	9,991,436	4,732,278	47
•Shoes, service (incl. 1 qtr.)	11,803,907	13,701,120	116
•Socks, cotton	7,399,124	5,274,040	71
Suits, one-piece, HBT	3,507,897	2,027,081	58
•Trousers, cotton, khaki	12,867,610	4,950,775	38
Trousers, HBT	4,061,066	3,983,766	98
Trousers, wool, o.d.	12,772,593	4,058,660	32
•Undershirts, cotton	4,148,055	12,310,676	297
EQUIPAGE			
Bag, barrack	8,963,421	3,249,880	36
Bag, canvas, water ster.	38,330	42,142	110
•Bar, mosquito	5,829,836	882,027	15
Belt, cartridge, dismtd.	1,582,637	1,057,770	67
Belt, pistol	2,412,793	1,439,078	60
Blanket, wool, o.d.	9,278,455	4,290,590	46
Can, meat	5,036,841	3,178,303	63
Canteen, M-1910	3,851,808	1,885,550	49
Carrier, pack	2,533,583	1,322,227	52
Comforter, cotton-filled	4,104,453	2,093,578	51
Haversack	2,452,047	1,141,401	47
•Headnet, mosquito	1,640,676	718,613	44
Pouche, first aid	5,627,912	2,898,232	51
Roll, bedding, w/proofed	168,199	58,000	34
Sling, carrying, mg.	182,711	72,616	40
Suspender, belt	2,812,668	1,462,840	52
Tent, pyramidal	502,501	176,844	35
Tent, shelter-half	5,047,796	1,092,452	22
GENERAL SUPPLIES			
Can, galvanized, 10-gallon	172,224	21,415	12
Can, galvanized, 32-gallon	436,490	15,452	4
Container, water, 5-gallon	1,244,776	59,508	5
Lantern, gasoline	168,855	11,406	7
Range, field	27,757	2,374	9
Scabbard, rifle	354,851	18,800	5
Stove, tent	579,813	456,938	79
MOTOR VEHICLES			
Ambulances	8,494	1,155	14
Passenger Cars	4,908	10,435	213
Motorcycles	42,861	12,980	30
Trucks, ¼-ton	131,369	68,375	52
Trucks, ½ & 3/4-ton	56,036	25,282	45
Trucks, 1½-ton	176,981	71,097	40
Trucks, 2½-ton	216,985	60,880	28
Trucks, 4 & 5-ton	9,309	3,413	37
Trucks, 6-ton & over	18,503	2,966	16
Semi-trailers	11,441	2,382	21
Trailers	49,943	18,208	36

•International Aid and Navy deliveries included.

Q.M. PROCUREMENT FOR MOTOR VEHICLES BY CHASSIS AND BODY TYPES - MAY 31, 1942

Source of Information: Monthly Status Report

Type	1942 req'd. prod.	Deliv. Jan 1-May 31	Percent of obj. deliv.
Ambulances			
¼ or 3/4-ton, 4x4	8,454	1,002	12
1½-ton, 4x2	40	105	263
Metropolitan	-	36	**
Passenger Cars			
5-Pass. Light	4,908	10,337	211
5-Pass. Medium	-	82	**
Motorcycles			
Solo	42,861	11,785	27
w/sidecar	-	-	-
Trucks, ¼-ton, 4x4			
Trucks	125,785	63,098	50
Amphibian	5,584	0	0
Trucks, ½-ton, 4x2			
Cargo, w/o winch	-	-	-
Carryall	2,200	1,163	53
Open Express	-	-	-
Panel Delivery	-	-	-
Pickup	2,753	4,510	164
Station Wagon	-	-	-
Trucks, ½-ton, 4x4			
Radio	1,831	516	28
Trucks, ½-3/4-ton, 4x4			
Amphibian	1	1	100
Trucks, ¾ or 3/4-ton, 4x4			
Carryall	2,643	1,774	67
Command, w/o winch	6,235	1,867	30
Command, w/winch	2,578	1,200	47
Panel Delivery	2,258	650	29
Pickup	1,450	0	0
Weapon Carrier, w/o winch	25,970	11,735	45
Weapon Carrier, w/winch	8,117	802	10
Trucks, 1½-ton, 4x2			
Cargo, w/o winch	104,169	33,923	33
Stake & Platform	6,979	15,094	216
Tank	100	100	100
Tractor	1,680	734	44
Trucks, 1½-ton, 4x4			
Cargo, w/o winch	46,391	11,412	25
Cargo, w/winch	11,180	2,702	24
Dump, w/o winch	2,048	697	34
Dump, w/winch	3,965	1,153	29
Panel Delivery	445	447	100
15' Special Body	-	141	**
Tractor	24	24	100
Trucks, 2½-ton, 4x2			
Cargo	947	0	0
Dump	5,593	1,439	26
Tractor	193	0	0
Trucks, 2½-ton, 6x4			
Cargo, w/o winch	53,361	12,186	23
Cargo, w/winch	9,417	400	4
Tractor	2,050	1,140	56
Trucks, 2½-ton, 6x6			
Cargo, w/winch	19,546	9,742	50
Cargo, SWB, w/o winch	13,252	7,705	58
Cargo, SWB, w/winch	3,460	3,590	104
Cargo, 15', w/o winch	627	0	0
Tank, 750 gal.	800	610	76
Truck, Sales Commissary	53	0	0
Trucks, 3-3½-ton, 4x2			
w/o winch	-	-	-
Cargo, w/winch	-	-	-

Type	1942 req'd. prod.	Deliv. Jan 1-May 31	Percent of obj. deliv.
Trucks, 4-ton, 6x6			
Cargo, w/o winch	556	0	0
Cargo, w/winch	794	1,061	134
Tractor	163	0	0
Wrecker, w/o winch	144	0	0
Wrecker, w/winch	1,544	685	44
Trucks, 4-5-ton, 4x4			
Tractor, w/o winch	3,662	1,059	29
Trucks, 5-ton, 4x2			
w/o winch	-	-	-
Dump	2,446	403	16
Trucks, 5-6 (7)-ton, 4x4			
Truck	753	382	51
Trucks, 6-ton, 6x4			
with & without winch	181	181	100
Trucks, 6-ton, 6x6			
w/o winch	-	-	-
Prime mover, AA w/winch	4,758	618	13
Trucks, 7½-ton, 6x4			
Truck	1,084	0	0
Truck	250	0	0
Truck, 8-ton, 6x4			
Tank, 300 gal., w/o winch	-	-	-
Tractor	76	41	54
Truck, 10-ton, 4x2			
Truck	25	25	100
Truck, 10-ton, 6x4			
G.S. Lead Carrier	3,430	243	7
Truck, 13-ton, 6x4			
Tank Transporter	108	108	100
Truck, 20-ton, 6x4			
Tank Transporter	3,798	1	*
Truck, 40-ton, 6x4			
Tank Transporter	4,040	885	22
Trailers, Misc.			
¼-ton	15,000	8	*
3/4-1-ton, 2 wh. cargo	30,317	14,309	47
5-ton	100	100	100
5-8-ton	-	-	-
12-ton	2	2	-
20-ton	8	0	0
25-ton	6	0	0
40-ton, Tank Transporter	3,370	645	19
2-wheel, 2-horse	-	10	**
2-wheel, Mobile	22	32	145
2-wheel, Tank, 250 gal.	1,118	567	51
Semi-Trailers			
Stake & Platform	-	77	**
6-ton, 2 wh., comb. An'l. & Cargo Carrier	2,693	321	12
Van, 6-ton, gross	1,409	40	3
10-ton, 2 wh. Van	857	19	2
Van, 16-ton Gross	41	8	20
10-ton, Van type, Clothing Rep.	14	0	0
10-ton, Van type, Laundry, Mobile	119	37	31
10-ton, Van type, Shoe Repair	13	0	0
10-ton, Van Type, Ster. & Bath	35	3	9
10-ton, Van Type, Textile Rep.	14	0	0
10-ton Refrigeration Van	-	-	-
2-wheel Laboratory	-	-	-
4-ton	170	136	80
7-ton	2,270	1,180	52
20-ton, Tank Transporter	3,800	150	4
25-ton	6	0	0

*Less than 1 percent
**No Requirement Available

Q. M. PROCUREMENT - SELECTED ITEMS OF SPECIAL CLOTHING FOR NURSES - MAY 31, 1942

Source of Information: Statistics Branch, Office of the Quartermaster General

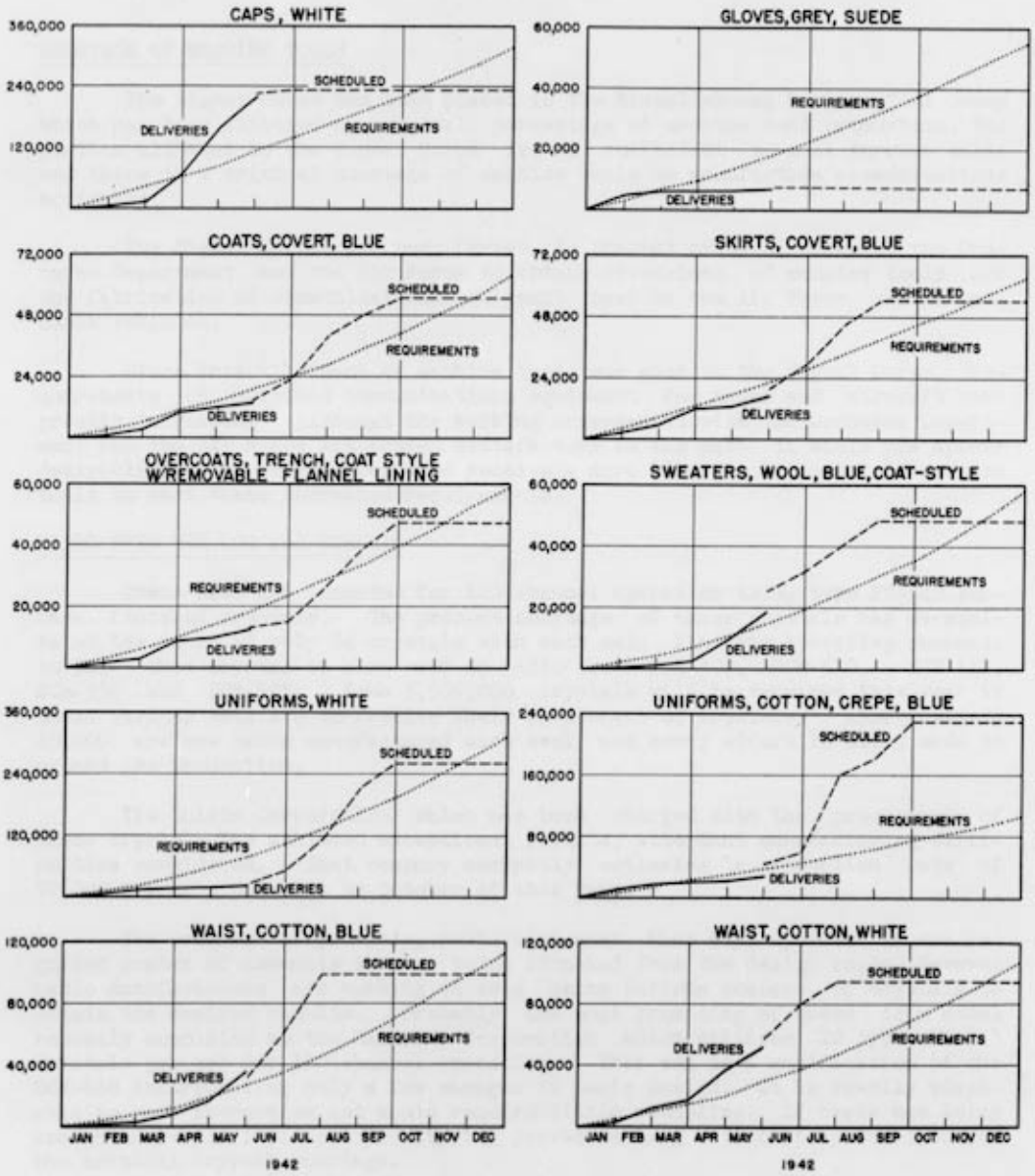

TEXT SUMMARY - SIGNAL CORPS PROCUREMENT - JUNE 18, 1942

Source of Information: Office of the Chief Signal Officer, Materiel Branch, Procurement Division

SHORTAGE OF MACHINE TOOLS

The Signal Corps has been placed in the Miscellaneous Machine Tool Group which has been allotted a very small percentage of machine tool production. The portion allotted to the Signal Corps is not sufficient to meet current needs and there is a critical shortage of machine tools to manufacture communications equipment.

The Signal Corps has been forced to present critical cases to the Ordnance Department and the Air Force to obtain diversions of machine tools for the fabrication of communications equipment used by the Air Force and in Ordnance vehicles.

Since this allotment of machine tools was made to the Signal Corps, requirements of critical communications equipment for tanks and aircraft have greatly increased. Although the working arrangement with the Ordnance Department and the Air Force has proven satisfactory in the past it would now appear desirable for the Signal Corps to receive a more liberal allotment of machine tools to meet these increased requirements.

RADIO SETS SCR-609 and SCR-610

These sets are intended for 120 channel operation using type FT-243 surface finished crystals. The present shortage of these crystals has necessitated the issue of only 34 crystals with each set, limiting operating channels to 34. This crystal is also used in radio sets SCR-509, SCR-510, SCR-511, SCR-536 and SCR-585. Some 3,500,000 crystals will be required this year if these various sets are to receive their complement of crystals. Approximately 20,000 are now being manufactured each week and every effort is being made to expand the production.

The Galvin Corporation which has been charged with the procurement of these crystals has achieved exceptional results, attendant manufacturing difficulties considered. That company currently estimates a production rate of 70,000 crystals per week by October of this year.

The problem of providing radio equipment that will operate in the required number of channels is also being attacked from the design angle. Several radio manufacturers are working on sets using various numbers of crystals to obtain the desired results. Probably the most promising of these is a model recently completed at the Rauland Corporation which utilizes 22 type FT-243 crystals per set for 120 channel operation. This set is a modification of the SCR-610 incorporating only a few changes in basic design. It is readily adaptable to mass production and would require little retooling. If tests now being conducted result in adoption, it will provide a very satisfactory solution to the critical crystal shortage.

TABULAR SUMMARY - STATUS OF SELECTED SIGNAL CORPS ITEMS ON ARMY SUPPLY PROGRAM - JUNE 8, 1942

Source of Information: Office of the Chief Signal Officer, Materiel Branch, Procurement Division.

Item	Authorized*	Under contract*	Req'd prod. 1942	Accepted					Estimated		
				Jan 1-Jun 8	Mar	Apr	May	Jun 1-8	Jun	Jul	Aug
AIRCRAFT RADIO COMM. EQUIP.											
Frequency Meter SCR-211	80,412	80,412	51,452	7,311	1,094	2,684	2,056	548	2,500	3,000	3,500
Interphone Equipment											
RC-27	36,073	36,073	26,634	5,982	100	1,256	2,269	1,207	2,000	2,000	2,000
RC-34	3,840	3,840	43,456	0	0	0	0	0	300	300	300
RC-36	69,981	69,981		5,593	0	1,608	2,318	786	2,000	2,100	3,100
RC-45	5,183	5,183	2,897	450	0	213	37	200	150	190	350
RC-73	21,136	21,136	15,179	0	0	0	0	0	0	500	2,500
Command Radio											
SCR-183	41,987	41,987	29,883	4,588	482	2,153	1,059	71	1,540	2,500	2,500
SCR-274	120,289	72,736	96,131	8,663	1,050	1,738	2,742	275	2,700	3,200	3,700
SCR-283	8,522	8,522	4,870	2,199	481	415	318	35	800	800	800
SCR-522	66,459	37,094	53,915	1,078	0	501	510	67	2,689	3,400	4,000
Liaison Radio											
SCR-187	4,123	4,123	2,458	494	1	121	157	8	400	400	300
SCR-287	63,582	62,832	38,895	3,232	744	1,054	983	159	800	800	800
Sea Rescue Radio											
SCR-578	81,784	40,910	52,925	369	0	0	369	0	1,000	3,231	6,000
Test Set I-77	4,437	4,437	5,025	1,893	475	1,103	0	0	1,250	1,294	0
AIRCRAFT RADIO NAV. EQUIP.											
Contactor Equipment RC-96	59,698	30,609	46,384	14,540	1,712	5,465	4,862	0	4,000	4,000	4,000
Filter Equipment RC-32	270,703	138,686	183,220	27,067	4,100	11,877	2,000	1,350	5,000	10,000	12,000
Localizer Receiver RC-103	35,560	30,000	47,820	0	0	0	0	0	0	0	2,500
Marker Beacon Equipment											
RC-39	4,579	4,479	2,775	1,932	227	331	899	321	700	700	700
RC-43	67,338	63,790	39,124	19,846	2,272	7,026	7,190	1,094	7,000	7,000	7,000
Radio Compass SCR-269	74,254	45,102	42,895	5,598	1,408	455	632	1,078	3,153	3,500	4,000
Absolute Altimeter SCR-518 / SCR-618	40,342	22,995	17,600	10	0	0	0	10	10	65	250
WIRE COMMUNICATION EQUIP.											
Reel Cart RL-16	8,400	8,400	442	35	0	0	35	0	200	500	1,000
Reel Equipment CE-11	35,669	35,669	26,777	16,731	0	12,451	4,149	131	5,000	5,000	5,000
Reel Unit RL-31	9,114	9,114	11,685	870	187	0	0	0	2,000	2,000	2,000
Switchboard											
BD-71	3,514	3,514	2,327	842	0	0	371	189	200	200	200
BD-72	4,730	4,730	6,470	1,589	126	250	113	0	100	200	200
BD-74-H	166	166	112	49	8	31	0	0	36	16	16
BD-91	865	0	865	Recently placed under procurement.							
Telegraph Central Office Set TC-3	458	458	374	0	0	0	0	0	10	25	50
Telegraph Printer EE-97	1,894	1,894	2,564	248	0	0	248	0	200	200	500
Telegraph Set TG-5	12,441	12,441	9,013	3,309	1,134	526	1,122	136	500	500	1,000
Telephone EE-8-A	199,557	199,557	135,876	34,554	200	1,810	5,796	700	10,000	25,000	25,000
Telephone Central Office											
Set TC-1	111	111	103	61	0	10	0	0	10	10	10
Set TC-2	198	198	150	50	13	0	0	0	10	20	20
Set TC-4	645	645	1,378	0	0	0	0	0	0	10	20
Test Set EE-65	6,064	6,064	3,371	902	0	0	0	0	100	200	500
Wire W-110 (Thous. miles)	926	901	367	275	17	66	115	0	63	88	88
Wire W-130 (miles)	113,899	100,399	60,218	26,096	1,818	7,151	11,040	0	10,000	10,000	20,000

* Quantity delivered prior to January 1, 1942, has been excluded.
Figures include procurement for International Aid and other Services.

TABULAR SUMMARY - STATUS OF SELECTED SIGNAL CORPS ITEMS ON ARMY SUPPLY PROGRAM - JUNE 8, 1942

Source of Information: Office of the Chief Signal Officer, Materiel Branch, Procurement Division.

Item	Author-izede	Under con-tracts	Req'd prod. 1942	Accepted					Estimated		
				Jan 1-Jun 8	Mar	Apr	May	Jun 1-8	Jun	Jul	Aug
GROUND RADIO COMMUNICATION-RADIO SETS											
Ground-Air Liaison and Army, Corps & Division Communication											
SCR-177	1,365	1,365	1,434	512	98	2	60	0	68	170	200
SCR-178 (a)	1,812	1,812	2,447	420	74	344	0	0	100	200	300
SCR-188	2,652	2,652	2,407	67	0	0	40	0	150	300	400
SCR-197	160	160	2,346	51	0	0	0	0	50	59	0
SCR-299	2,317	1,817		250	0	104	146	0	200	200	250
Intra-Regiment Communication											
SCR-284	17,681	17,681	17,912	31	0	0	0	31	25	250	500
SCR-288	1,539	1,539		807	54	189	475	0	732	0	0
SCR-543	1,581	1,581	2,127	0	0	0	0	0	100	250	250
Radio Intelligence, S.C.											
SCR-206	313	313	338	131	28	26	5	0	0	50	50
SCR-243	104	104	98	46	0	22	24	0	25	25	8
SCR-244	372	372	360	0	0	0	0	0	69	100	100
SCR-255	148	148	152	68	10	24	16	12	30	40	22
Short Range Portable											
SCR-194	6,897	6,890	2,657	4,710	118	820	450	0	393	200	800
SCR-195	2,514	1,514	1,999	1,324	72	124	0	0	80	110	110
SCR-509	1,582	1,582	596	1,582	125	1,315	142	0	0	0	0
SCR-536	13,433	13,433	14,310	6,711	173	507	3,301	266	2,000	2,000	2,000
SCR-609	897	897	856	107	0	0	107	0	300	330	160
Animal Pack, Cavalry Field Artillery											
SCR-179	126	126	120	0	0	0	0	0	0	6	50
SCR-203	96	96	0	75	0	0	0	0	21	0	0
Cavalry, Lightweight											
SCR-511	4,416	4,416	3,869	0	0	0	0	0	50	500	1,000
Vehicular and Tank-Armored Force											
SCR-193 AM Type	6,562	6,562	600	76	0	0	0	0	300	300	300
SCR-245 AM Type	6,592	6,592	2,013	1,245	270	127	294	0	500	600	600
SCR-293 FM Type	872	872	3,799	440	151	61	68	0	75	75	100
SCR-508 FM Type III	16,433	16,433		597	0	578	0	0	500	1,333	1,600
SCR-294 FM Type	786	786	19,664	632	0	72	187	149	150	153	0
SCR-538 FM Type III	67,773	67,773		2,304	312	642	650	654	1,000	2,267	5,900
SCR-506 AM Type II	13,500	13,500	4,733	Production starts in September, 1942.							
SCR-510 FM Type IV (a)	6,254	6,254	7,172	3,487	917	1,000	1,570	0	1,000	1,000	767
SCR-528 FM Type III	30,504	30,504	12,629	1,747	339	931	384	0	1,233	2,667	2,000
ACCESSORY EQUIPMENT-GROUND											
Charging Set SCR-169	3,466	3,466	2,525	0	0	0	0	0	10	100	500
Chest BC-5	32,959	32,959	12,153	1,394	0	181	229	0	300	500	1,000
Loudspeaker LS-3	26,506	26,506	16,688	328	0	40	0	288	0	3,000	5,000
Maintenance Equip. ME-13	1,014	1,014	1,014	0	0	0	0	0	100	400	514
Power Unit PE-75	2,304	2,304	1,275	40	0	0	40	0	100	400	800
Receiver BC-342	1,213	1,213	25	743	15	299	169	0	270	200	0
Test Set I-56	4,992	4,787	8,768	598	126	23	0	0	0	0	200

* Quantity delivered prior to January 1, 1942 has been excluded.
Figures include procurement for International Aid and other Services.
(a) Acceptances to date include quantities delivered less minor components.

TABULAR SUMMARY - STATUS OF SELECTED SIGNAL CORPS ITEMS ON ARMY SUPPLY PROGRAM - JUNE 8, 1942

Source of Information: Office of the Chief Signal Officer, Materiel Branch, Procurement Division.

Item	Author-ized*	Under con-tract*	Req'd prod. 1942	Accepted					Estimated		
				Jan 1-Jun 8	Mar	Apr	May	Jun 1-8	Jun	Jul	Aug
AIR-BORNE RADIO DETECTION AND RECOGNITION EQUIPMENT											
SCR-515 US-IFF	26,691	17,681	19,536	352	71	7	257	0	1,000	2,000	3,000
SCR-517 ASV-10	2,667	2,667	500	8	0	0	8	0	70	100	22
SCR-521 US-ASV, MK II	11,770	7,249	7,114	573	4	293	211	0	550	650	650
SCR-520 AI 10	2,271	2,265	950	4	0	0	4	0	0	30	95
SCR-535 BR.-IFF, MK II	16,710	16,710	15,000	2,013	184	768	935	0	4,000	4,000	4,000
SCR-540 BR.-AI, MK IV	586	586	400	64	0	5	59	0	60	80	100
SCR-595 US-IFF, MK III	18,500	18,500	18,500	0	0	0	0	0	50	1,500	2,500
SCR-695 US-IFF, MK III-G	18,000	18,000	18,000	0	0	0	0	0	0	1,000	2,500
GROUND RADIO DETECTION EQUIPMENT											
Aircraft Warning											
SCR-268	4,736	4,734	1,797	171	50	46	7	0	90	150	150
SCR-270	435	435	278	44	14	16	10	0	17	31	47
SCR-271	124	58	70	28	5	5	18	0	10	5	5
SCR-588	204	204	204	8	4	1	3	0	3	9	16
Antiaircraft											
SCR-545	275	275	606	New development; production starts in 1943.							
SCR-584	2,750	2,750		Production starts in January, 1943.							
GCI-Equipment											
SCR-527	506	400	16	Production starts in November, 1942.							
Gun Laying, Fixed Station											
SCR-296	176	175	218	1	0	1	0	0	0	0	18
Identification											
SCR-532	1,010	10	1,147	10	10	0	0	0	0	0	0
SCR-533	2,025	881	40	18	9	0	7	0	45	60	80
Range Finder											
SCR-547	812	812	812	0	0	0	0	0	0	5	30
GROUND-AIR NAVIGATIONAL AID											
Control Net System SCS-2 (a)	20	20	20	2	0	0	1	1	10	8	1
Control Net System SCS-3	120	120	53	0	0	0	0	0	0	1	7
Homing Device SCR-277	145	145	28	Production starts in October, 1942							
MISCELLANEOUS SIGNAL EQUIP.											
Converter M-209	51,929	51,929	48,513	0	0	0	0	0	100	500	1,000
Converter M-222	0	0	986	Recently placed under procurement.							
Flash Ranging Set GR-4	24	24	31	12	0	0	12	0	5	5	2
Meteorological Obsn. Set											
SCM-14	0	0	150	Recently placed under procurement.							
SCM-15	0	0	150	Recently placed under procurement.							
SCM-16	0	0	150	Recently placed under procurement.							
Photographic Set PH-261	101	101	51	0	0	0	0	0	0	50	0
Signal Lamp Equip. EE-84	1,735	1,735	1,361	559	118	0	129	0	100	200	200
Sound Ranging Set GR-3	86	86	78	25	6	5	9	5	5	5	5
Theodolite ML-47	442	383	46	11	0	11	0	0	25	25	25
Time Interval Apparatus											
EE-85	155	155	127	0	0	0	0	0	25	25	50
EE-86	114	12	112	0	0	0	0	0	6	10	10

* Quantity delivered prior to January 1, 1942 has been excluded.
Figures include procurement for International Aid and other Services.
(a) Acceptances to date include quantities delivered less minor components.

SIGNAL CORPS - PROCUREMENT PROGRESS - SELECTED AIRCRAFT ITEMS - JUNE 8, 1942

Source of Information: Office of the Chief Signal Officer, Materiel Branch, Procurement Division

Item	1942 Req'd production	Deliveries Jan 1 - Jun 8	
		Number	Percent of Req'd Prod.
Marker Beacon Receiving Equipment	41,899	21,778	52
Radio Set SCR-283	4,870	2,199	45
Contactor Equipment RC-96	46,384	14,540	31
Radio Set SCR-187	2,458	494	20
Radio Set SCR-540	400	64	16
Filter Equipment RC-32	183,220	27,067	15
Radio Set SCR-183	29,883	4,588	15
Interphone Equipment	88,166	12,212	14
Frequency Meter Set SCR-211	47,538	6,368	13
Radio Compass SCR-269	42,895	5,598	13
Radio Set SCR-274	96,131	8,663	9
Radio Set SCR-287	38,895	3,232	8
Radio Set SCR-521	7,114	573	8
Radio Set SCR-535, SCR-595, SCR-695	51,500	2,013	4
Radio Set SCR-522	53,915	1,078	2
Radio Set SCR-515	19,536	352	2
Radio Set SCR-578	52,925	369	1
Radio Set SCR-518, SCR-618	17,600	10	*
Radio Set SCR-520	950	4	*
Localizer Receiver RC-103	47,820	0	0
Radio Set SCR-277	28	0	0

* Less than one percent.

TEXT SUMMARY - CORPS OF ENGINEERS - PROCUREMENT PROGRESS THROUGH JUNE 10, 1942

Source of Information: Supply Division, Office of the Chief of Engineers

REVISED ARMY SUPPLY PROGRAM

The new issue of Section I of the Army Supply Program dated May 29, 1942 includes many changes in requirements for Engineer equipment which are reflected in the Engineer Section of the Weekly Summary Report. Section I of the Army Supply Program sets forth the estimated requirements for tactical equipment except such equipment which is of exclusive interest to the Army Air Force. The Army Supply Program is composed of requirements for 1942, those for 1943, and the requirements beyond 1943 necessary to complete the program. Most of these revisions result from reductions in International Aid requirements.

There are 23 selected items having changes in total Army Supply Program requirements, of which 4 items show increases and 19 show decreases.

The 1942 requirement for Truck, 2½-ton, 6x6 (for searchlight) is increased 2,242 to 8,871 or 34 percent above the old requirements. The major part of this increase, or 2,165 is for International Aid needs.

Of the items having reduced programs, those tabulated below show a reduction of more than 40 percent of the previous total program. The reductions in requirements for all of these 4 items, of which the first two are classed as critical, are for Troop Equipment needs.

ARMY SUPPLY PROGRAM REQUIREMENTS

Item	Apr 6, 1942	May 29, 1942	Percent Decrease
Bridge, steel, portable, H-20	13	0	100
Saw, timber, Gas-motor operated	7,193	111	99
Auger, earth, motorized	394	49	90
Hammer (paving bk) gas oper.	6,408	3,331	48

The total Army Supply Program requirements for Searchlights 60", AA, decreased 4,480 to 13,874, the entire decrease resulting from reduction in International Aid requirements. Whereas the requirements are not changed for 1942, they were reduced 2,990 for 1943 to 6,231 or 32 percent below the former requirements, and decreased 1,490 to 4,268 for the requirements beyond 1943 necessary to complete the program.

CONTRACT STATUS

FLOATS, PNEUMATIC - The June schedule of 730 for International Aid needs is complete with 789 received. The additional 59 received above the schedule reduces the April and May shortages to 136 still to be delivered. There are 400 scheduled in June for Troop Equipment none of which have been received.

BOAT, POWER, WITH TRAILER - This item is behind schedule due to shortages in brass for bearings and nickel steel. In May, 14 were delivered for Theater of Operations while only 10 were scheduled, and the shortage is now reduced to 12. A total of 100 for International Aid is scheduled to be completed in October with 25 scheduled per month beginning in July.

TABULAR SUMMARY - PROCUREMENT STATUS OF SELECTED ITEMS - CORPS OF ENGINEERS
JUNE 10, 1942

Source of Information: Supply Division, Office of the Chief of Engineers

Item		Authorised	Under contract	Req'd prod. 1942	Accepted					Estimated		
					Jan 1-June 10	Mar	Apr	May	June 1-10	Jun	Jul	Aug
Auger, earth, motorized	Troop Equipment	33	33	82	28	8	0	8	0	(a)	(a)	(a)
	Int.Aid & Others	14	14	0	6	0	0	0	0	0	0	0
Balloon, Barrage	Troop Equipment	5,143	5,143	(c)	236	(c)	(c)	236	0	(d)	(d)	(d)
Boat, half, w/7 paddles	Troop Equipment	4,205	1,905	3,383	0	0	0	0	0	150	300	300
	Int.Aid & Others	1,800	1,800	2,000	0	0	0	0	0	0	0	550
Boat, power, with trailer	Troop Equipment	279	279	143	59	19	40	0	0	10	5	25
	Theater of Oper.	70	70	(d)	18	0	4	14	0	20	20	0
	Int.Aid & Others	100	100	100	0	0	0	0	0	0	25	25
Boat, reconnaissance	Troop Equipment	230	230	2,190	0	0	0	0	0	100	30	0
	Int.Aid & Others	450	450	0	0	0	0	0	0	0	0	0
Bridge, steel, port., H-10	Troop Equipment	38	38	27	20	0	2	0	0	(b)	(b)	(b)
	Theater of Oper.	32	32	(d)	0	0	0	0	0	0	0	0
	Int.Aid & Others	3	3	15	3	0	0	0	0	0	0	0
Bridge, steel, port., H-20	Troop Equipment	58	58	0	49	12	10	10	0	(b)	(b)	(b)
	Theater of Oper.	16	16	(d)	0	0	0	0	0	(b)	(b)	(b)
Bridge, steel, treadway	Troop Equipment	19	19	17	2	2	0	0	0	10	4	0
	Int.Aid & Others	5	5	5	0	0	0	0	0	(b)	(b)	(b)
Camera, copying, motorized	Troop Equipment	9	9	10	1	0	0	0	0	0	0	0
	Theater of Oper.	11	11	(d)	0	0	0	0	0	4	0	4
Compass, lensatic, w/case (thou)	Troop Equipment	128	113	53	64	17	5	21	8	15	15	15
	Int.Aid & Others	12	12	10	0	0	0	0	0	0	0	0
Compressor, air, motorized	Troop Equipment	1,193	1,193	529	1	0	0	1	0	60	150	160
	Theater of Oper.	200	200	(d)	16	0	0	0	16	80	0	0
	Int.Aid & Others	389	149	149	50	0	49	1	0	0	0	0
Crane, truck, mounted	Troop Equipment	143	69	75	55	4	5	24	0	0	0	0
	Theater of Oper.	125	125	(d)	13	0	0	8	5	25	25	25
	Int.Aid & Others	56	56	9	10	0	0	0	0	0	0	0
Dup. equip., gelatin 18"x18"	Troop Equipment	986	986	625	491	0	0	491	0	0	0	0
Electric ltgt. equip., 3KVA	Troop Equipment	1,763	900	1,014	309	0	100	186	3	120	120	120
	Theater of Oper.	50	50	(d)	50	50	0	0	0	0	0	0
	Int.Aid & Others	5	5	0	5	0	0	5	0	0	0	0
Electric ltgt. equip., 5KW	Troop Equipment	917	417	251	109	0	0	0	0	0	0	122
	Theater of Oper.	1,394	1,394	(d)	395	105	110	180	0	220	229	200
	Int.Aid & Others	232	232	100	232	0	0	27	0	0	0	0
Explosive, amm. nitr. (tons)	Troop Equipment	1,905	700	1,680	(c)	(c)	(c)	(c)	(c)	70	80	80
Explosive, TNT (tons)	Troop Equipment	7,500	2,250	4,299	(c)	(c)	(c)	(c)	(c)	135	135	135
Float, pneumatic	Troop Equipment	400	400	1,739	0	0	0	0	0	400	0	0
	Int.Aid & Others	5,160	5,160	500	1,354	0	50	410	789	730	20	79
Grader, road, motorized	Troop Equipment	196	196	103	90	0	13	49	28	20	12	30

(a) Schedule of trucks unavailable
(b) Contingent upon receipt of material
(c) Being developed
(d) Program developed as needed

TABULAR SUMMARY - PROCUREMENT STATUS OF SELECTED ITEMS - CORPS OF ENGINEERS
JUNE 10, 1942

Source of Information: Supply Division, Office of the Chief of Engineers

Item		Author-ized	Under con-tract	Req'd prod. 1942	Accepted					Estimated		
					Jan 1-June 10	Mar	Apr	May	June 1-10	Jun	Jul	Aug
Instruments, drawing, field	Troop Equipment	22,288	12,288	10,295	4,264	500	400	1,828	940	2,163	1,950	1,987
	Int.Aid & Others	153	153	0	153	0	0	153	0	153	0	0
Mixer, concrete	Troop Equipment	168	168	172	0	0	0	0	0	60	60	28
	Theater of Oper.	55	55	(a)	15	0	0	0	0	0	0	0
	Int.Aid & Others	42	42	0	27	0	0	27	0	0	0	0
Ponton, bridge, 10-ton	Troop Equipment	32	32	37	0	0	0	0	0	(b)	(b)	(b)
	Theater of Oper.	5	5	(a)	0	0	0	0	0	(b)	(b)	(b)
	Int.Aid & Others	22	22	12	10	2	1	1	0	(b)	(b)	(b)
Ponton, bridge, 25-ton	Troop Equipment	50½	50½	57½	18	3	2	6	0	(b)	(b)	(b)
Searchlight, 24", beach def	Troop Equipment	126	126	174	104	11	44	43	0	0	0	0
	Theater of Oper.	138	138	(a)	0	0	0	0	0	0	0	0
Searchlight, AA, 60" mobile	Troop Equipment	8,601c	7,730	1,424c	531	84	88	99	8	160	75	125
	Int.Aid & Others	4,792	4,792	2,244	0	0	0	0	0	0	0	0
Semi-trailer, 1500-gal water	Troop Equipment	205	205	435	0	0	0	0	0	(b)	(b)	(b)
	Theater of Oper.	50	50	(a)	1	0	0	0	1	(b)	(b)	(b)
Shovel, gasoline, 1/2-yd.	Troop Equipment	179	179	136	74	16	13	10	5	12	12	12
	Theater of Oper.	70	70	(a)	15	2	3	6	1	20	20	20
	Int.Aid & Others	328	328	0	1	0	0	1	0	10	10	15
Special equip., Aviation	Troop Equipment	26	26	20	9	2	3	4	0	(d)	(d)	(d)
	Theater of Oper.	113	113	(a)	4	0	0	4	0	(d)	(d)	(d)
Stereocomparagraph, equip.	Troop Equipment	138	138	51	130	0	0	130	0	0	0	0
Stereoscope, mirror, w/bin.	Troop Equipment	4,261	4,261	2,474	875	36	27	112	180	225	71	200
	Int.Aid & Others	437	437	0	0	0	0	0	0	0	150	134
Tractor, med., w/angledozer	Troop Equipment	634	634	653	31	0	0	31	(d)	80	0	180
	Theater of Oper.	365	365	(a)	65	30	14	0	(d)	0	240	60
	Int.Aid & Others	152	0	315	0	0	0	0	(d)	0	0	0
Trailer, (light tractor)	Troop Equipment	200	200	165	112	0	6	0	0	40	48	0
Trailer, (medium tractor)	Troop Equipment	777	777	724	0	0	0	0	0	200	200	200
	Theater of Oper.	65	65	(a)	0	0	0	0	0	0	0	0
	Int.Aid & Others	106	106	0	24	0	0	0	0	0	0	0
Trailer, 60" searchlight	Troop Equipment	2,648	2,648	925	2,129	156	100	685	46	350	0	0
	Int.Aid & Others	4,790e	4,790e	2,244	0	0	0	0	0	0	0	0
Trailer, (triangul. tower)	Troop Equipment	71	71	47	0	0	0	0	0	8	39	4
Transit, Engineers, 1-min.	Troop Equipment	971	971	806	290	92	63	44	25	100	100	100
	Int.Aid & Others	480	430	0	30	0	0	0	0	0	0	0
Transit, Engineers, 20-sec.	Troop Equipment	539	539	421	512	50	250	72	40	0	0	0
	Int.Aid & Others	213	213	0	60	0	0	60	0	60	12	12
Triangulation tower, port.	Troop Equipment	36	36	24	20	0	10	0	0	16	0	0
Water puri. unit, mobile	Troop Equipment	66	66	42	32	0	18	12	2	12	12	0
	Theater of Oper.	140	140	(a)	26	2	18	0	6	20	20	20
	Int.Aid & Others	0	0	20	0	0	0	0	0	0	0	0
Water supply equip.,Engineer	Troop Equipment	530	213	138	18	0	0	0	0	0	0	5
	Theater of Oper.	1,130	1,130	(a)	428	50	66	133	65	150	150	150
	Int.Aid & Others	100	100	0	0	0	0	0	0	0	0	0
Welding & cutting set	Troop Equipment	350	323	203	411	0	86	305	20	100	0	0
	Theater of Oper.	50	50	(a)	50	0	50	0	0	0	0	0
	Int.Aid & Others	106	106	0	106	4	102	0	0	0	0	0

(a) Program developed as needed
(b) Contingent upon receipt of material
(c) Includes 293 for Seacoast Defense
(d) Being developed
(e) Includes 2,625, 1943 requirement

TEXT SUMMARY - CONSTRUCTION PROGRESS - MAY 31, 1942

Source of Information: Construction Division, Office of the Chief of Engineers

As of May 31, 1942, the War construction program provided for 1,642 projects at an estimated completion cost of 7,128 million dollars. These projects are located at 915 sites and represent not only the original major construction jobs, but sizeable additions thereto.

The following table indicates the completion status of the total program:

	Number of projects	Percent of total projects
Completed and ready for use	744	45
Ahead of schedule	175	11
On schedule	300	18
Behind schedule	201	12
Not started	222	14
TOTAL	1,642	100

The value of completed and ready for use projects is 2,670 million dollars, 37 percent of the total cost of the program. However, construction in place is valued at 3,819 million dollars. or 54 percent of total cost.

Total troop housing, when completed, will provide facilities for 3,839,821 men. There are facilities for 2,194,278 men to date. Of 105 Camps and Cantonment jobs, 67 (64 percent) are completed and ready for use; housing facilities in these completed jobs are available for 1,252,858 officers and enlisted men.

AIR CORPS -- As of May 31, the Air Corps construction program in Continental U. S. provided for 576 projects at 315 different locations. The estimated cost of these projects is 1,941 million dollars, of which projects costing 431 million dollars have already been completed and are ready for use. The value of construction in place, however, is 737 million dollars, or 40 percent of the total cost.

The following table indicates the current construction status of the Air Corps program.

	Number of Projects			
	Tactical Units	Non-Tactical Units	Total	Percent
Completed & ready for use	79	85	164	28
Ahead of schedule	22	37	59	10
On schedule	39	101	140	24
Behind schedule	35	55	90	16
Not started	64	59	123	22
TOTAL	239	337	576	100

CORPS OF ENGINEERS - WAR CONSTRUCTION PROGRESS - MAY 31, 1942

Source of Information: Construction Division, Office of the Chief of Engineers

Type	Cost of Construction*			Percent of Estimated Cost
	Estimated Cost	Value in Place	Completed & ready for use	In place ▬ Completed & ready for use ▽ 0 20 40 60 80 100
Other Troop Facilities	$ 499	$ 387	$ 322	
Camps and Cantonments	1,366	914	704	
O'Seas D'chge & Repl. Dep.	6	4	3	
Staging Areas	76	50	0	
Ports of Embarkation	50	29	15	
Ordnance Mfg. Plants	2,122	1,206	904	
Storage Depots	200	111	55	
Misc. Ordnance Facilities	99	54	40	
Chemical Warfare Plants	153	82	42	
Miscellaneous	61	30	3	
Ordnance Amm. Stor. Dep.	309	141	109	
Air Corps Tactical Units	477	194	102	
Air Corps Non-Tactical Units	1,464	544	329	
Amm. Load. & Back-up Areas	29	10	0	
General Hospitals	93	30	25	
Holding & Recons. Points	124	33	17	
TOTAL	$7,128	$3,819	$2,670	

* All figures are in millions of dollars

TEXT SUMMARY - MEDICAL DEPARTMENT - FOR WEEK ENDED JUNE 18, 1942

Source of Information: Finance & Supply Div. - Office of Surgeon General

STATUS OF CRITICAL AND ESSENTIAL ITEMS: A total of thirty-four contracts on Critical Items and ten contracts on Essential Items were completed during the first quarter-monthly period, ended June 8, 1942. During this same period complete deliveries were made on 17 Critical Items and one Essential Item contained in the 1941 - 1942 Expenditure Program.

CONTRACT STATUS: The Penn Surgical Company, Philadelphia, Pa., has contracts for the items listed below which should have been completed in October and November 1941. Deliveries made between June 1 and 8 show an improved status:

Item	Amount Contract	Delivered		
		thru May 31	Jun 1-Jun 8	thru Jun 8
Chisel, bone, bevel, 6mm	1,500	901	279	1,180
Chisel, bone, bevel, 12mm	1,500	720	780	1,500
Chisel, bone, bevel, 18mm	1,800	1,662	138	1,800
Chisel, bone, osteotome, 6mm	1,500	504	324	828
Chisel, bone, osteotome, 12mm	1,500	630	0	630
Chisel, bone, osteotome, 18mm	1,500	1,235	265	1,500

The principal causes of delay were inability to procure basic steel from sub-contractors, broken dies, and slow delivery of suitable forgings.

NEW CONTRACTS: Production of the Field Dental Chair, a collapsible and compact unit, has been held up for some time because it was necessary to change the material called for in its specifications from aluminum to steel. The Junior Toy Corporation, Hammond, Ind., has a contract for 3,478 of this item which is to be completed by August 7, 1942. The other contract. for 1,393, is with the S. S. White Dental Mfg. Co., New York, N. Y., and has a completion date of November 14, 1942.

PERCENTAGE OF MILITARY PERSONNEL ON SICK REPORT: In the week ended June 11, the percentage of sick within the continental limits of the United States was 3.02. There were 2.83 percent in hospital and .19 percent in quarters.

TABULAR SUMMARY - STATUS OF SELECTED MEDICAL DEPARTMENT ITEMS ON ARMY SUPPLY PROGRAM* - JUNE 8, 1942

Source of Information: Medical Department Procurement Progress Reports

Item	Authorized	Under contract	Req'd prod. 1942	Accepted					Estimated		
				Jan 1-Jun 8	Mar	Apr	May	Jun 1-8	Jun	Jul	Aug
FIRST AID DRESSING											
Packet, first aid**	3,086	2,720	3,309	855	15	535	145	160	255	400	2,010
Dressing, first aid, large**	5,228	5,228	5,345	3,109	637	437	953	253	679	679	679
Dressing, first aid, small**	6,279	6,279	8,611	2,357	233	644	899	285	1,307	1,308	1,307
SURGICAL INSTRUMENTS											
Forceps, hemostatic, Abbey	11,135	8,247	7,647	6,922	846	942	1,965	0	0	1,325	(b)
Forceps, hemo., H., mos., straight	49,479	33,373	33,373	14,468	5,876	5,420	504	44	5,301	8,303	5,301
Forceps, hemostatic, Jones	10,322	6,567	10,514	4,345	348	1,992	960	0	0	0	4,977
Forceps, hemo., R.-K., straight	178,008	75,680	53,590	35,655	16,125	2,226	2,436	670	11,059	14,308	11,500
Forceps, hemo., R.-P., curved	340,947	128,291	85,787	53,334	8,553	4,861	4,792	912	957	20,000	20,000
Forceps, hemo., Kocher, straight	9,404	9,404	9,404	4,458	372	2,256	1,614	0	147	2,000	1,000
Forceps, hemo., R.-O., 6¼", str.	80,911	30,515	30,515	28,867	4,356	6,552	1,272	228	0	3,648	(b)
Forceps, hemo., R.-O., 7¼", str.	34,164	34,020	28,586	29,404	4,572	7,848	6,960	112	3,290	664	1,326
Forceps, hyst., Pean, curved	51,302	14,594	25,301	11,775	372	1,864	5,024	652	728	1,511	580
Forceps, sponge	38,396	36,283	49,979	33,786	6,448	3,936	5,320	70	2,302	(b)	
Forceps, towel, 3"	28,345	27,157	19,157	9,302	3,904	2,646	1,080	0	3,413	6,349	5,000
Forceps, towel, 5¼"	10,840	9,640	9,640	9,860	672	3,360	1,224	0	(b)		
Holder, needle, Hegar-Mayo	20,850	20,178	16,969	10,981	1,914	697	1,416	3,189	3,066	3,066	3,066
Knife, operating, 1½" blade	24,560	24,560	9,200	9,092	3,000	24	3,092	0	108	0	15,360
Knife, operating, 1½" blade	9,758	9,686	9,670	4,513	697	2,232	1,600	0	1,282	5,173	(b)
Knife, operating, 2" blade	4,210	4,096	4,096	1,937	1,937	0	0	0	0	2,159	(b)
Scissors, bandage	176,546	176,546	131,526	80,326	12,212	20,720	15,923	8,503	27,233	17,600	36,000
Scissors, dissecting, cur., 5½"	17,550	17,214	8,609	5,774	1,266	1,665	2,343	0	4,000	0	7,440
Scissors, dissecting, str., 5½"	23,355	11,515	11,515	11,515	1,822	16	2,927	544	0	0	6,000
SURGICAL APPLIANCES											
Anesthesia apparatus, N_2O	696	696	931	10	0	0	4	0	100	0	100
Phorometer	1,478	588	425	481	63	70	28	68	0	0	60
Sphygmomanometer, mercurial	13,872	12,602	11,205	5,347	0	1,092	2,483	500	2,050	2,500	2,705
Splint, Thomas, arm, hinged	103,065	72,899	74,073	61,277	12,857	20,631	10,895	4,880	3,996	7,626	(b)
Splint, Army, leg, ½-ring	99,627	59,848	52,839	25,025	11,254	2,888	738	2,516	11,943	19,152	3,728
X-RAY EQUIPMENT											
Machine, radiographic, 200ma	481	421	604	116	36	22	13	0	95	70	70
X-ray, field, generator	903	776	1,083	209	0	23	133	15	118	118	118
X-ray, field, mobile unit	1,639	1,042	2,085	542	158	208	150	0	0	0	0
STERILIZERS											
Hospital, complete	254	215	674	196	49	20	13	0	15	4	(b)
Hospital, utensil	5,136	5,103	10,270	3,831	458	651	1,290	54	1,271	1	(a)
FIELD EQUIPMENT											
Kit strap, cantle ring	151,924	151,924	419,067	35,862	7,883	5,754	5,075	5,000	38,700	38,700	38,700
Kit insert, Type I	62,069	62,069	250,373	51,182	8,750	11,045	16,640	7,521	10,887	(a)	
Kit insert, Type II	22,158	19,208	48,960	3,900	2,000	1,000	0	0	5,000	10,308	(b)
Kit strap, litter	159,750	159,750	424,188	77,077	8,078	4,330	43,084	5,000	27,600	27,600	27,600
Kit pouch, canvas	148,002	148,002	340,498	72,221	13,200	9,537	26,985	21,700	53,080	20,000	2,701
Kit, suspender	72,874	72,874	140,686	52,868	7,542	14,816	15,599	9,111	6,700	6,700	6,700
Chest, field, plain	16,518	16,518	10,360	2,376	1,109	75	0	500	4,710	4,710	4,710
Litter	1,684	1,684	45,211	1,291	0	0	1,291	0	393	(a)	
Litter, folding	22,494	1,999	1,990	109	0	0	0	0	630	630	630

*All "Authorized" and "Under Contract" figures are less all deliveries prior to January 1, 1942. International Aid and Navy figures not included.

(a) Authorizations completed.
(b) Contracts completed.
** Figures in thousands.

Statistical Service
SOS - 6-18-42

MEDICAL DEPARTMENT - STATUS OF PROCUREMENT - JUNE 8, 1942

Source of Information: Medical Department Procurement Progress Reports

	Required 1942 production*	Percent required production			
		Con	Due	Del	Delivered / Due / Contracted, undelivered / Not contracted (20, 40, 60, 80)
FIRST AID DRESSINGS					
Packet, first aid	3,308,516	82	3	26	
Dressing, first aid, large	5,345	98	85	60	
Dressing, first aid, small	10,674	73	51	27	
SURGICAL INSTRUMENTS					
Forceps, hemostatic, 8 types	259,416	100	71	68	
Forceps, hyst., Pean, curved	30,321	58	45	47	
Forceps, sponge	49,979	73	64	68	
Forceps, towel, 2 sizes	28,797	100	72	67	
Holder, needle, Hegar-Mayo	95,061	100	100	65	
Knife, operating, 3 sizes	22,966	100	74	68	
Scissors, bandage	184,134	100	80	61	
Scissors, dis., curved 5½"	8,609	100	67	67	
Scissors, dis., straight 5½"	14,009	100	100	100	
HOSPITAL EQUIPMENT					
Anesthesia, apparatus, N_2O	1,681	75	12	1	
Phorometer	425	100	100	100	
Sphygmomanometer, mercurial	13,303	100	48	48	
Splint, Thomas, arm, hinged	74,209	98	88	83	
Splint, Army, leg, ½-ring	53,037	100	70	47	
X-RAY EQUIPMENT					
Machine, radiographic, 200ma	604	70	28	19	
X-ray, field, generator	1,233	72	33	19	
X-ray, field, mobile unit	2,335	50	5	26	
STERILIZERS					
Hospital, complete	676	32	31	29	
Hospital, utensil	11,324	50	50	37	
FIELD EQUIPMENT					
Kit strap, cantle ring	419,067	36	23	9	
Kit insert, Type I	250,373	25	21	20	
Kit insert, Type II	48,960	39	18	8	
Kit strap, litter	424,188	38	29	18	
Kit pouch, canvas	340,498	43	19	21	
Kit suspender	140,686	52	40	38	
Chest, field, plain	10,360	100	91	23	
Litter	45,211	4	4	3	
Litter, folding	1,990	100	100	5	

*International Aid and Navy figures not included.

MEDICAL DEPARTMENT - STATUS OF SELECTED CRITICAL ITEMS - JUNE 8, 1942

Source of Information: Medical Department Procurement Progress Reports

Item	Required 1942 production*	Percent required production			
		Con	Due	Del	▬ Delivered ▽ Due ▭ Contracted, undelivered ▭ Not contracted
Forceps, vulsellum, tumor	522	100	19	100	
Scissors, 1 point sharp, 4½"	7,771	100	100	100	
Gag, mouth, Jennings, adult's	392	100	51	89	
Forceps, cilia	2,451	100	100	84	
Retractor, brain	342	68	68	68	
Scissors, iris, full-curved	1,832	66	66	66	
Knife, cataract, Graefe, # 2	1,727	73	73	66	
Curette, ear	1,555	60	60	60	
Forceps, bone-cutting, str.	4,230	100	65	47	
Casette, changer, stereo.	436	93	69	46	
Forceps, tissue, Allis	15,234	57	40	45	
Forceps, screw holding	1,815	97	33	39	
Forceps, ear, bayonet	7,008	38	38	38	
Forceps, bone,rong.,cranial,H.	4,300	97	86	37	
Forceps, bullet	774	100	100	28	
Forceps, mastoid, rong., Bane	7,546	100	100	27	
Forceps, dressing, 10"	11,729	93	86	24	
Needle, eye, size 2, 3/8-cir.	7,904	96	96	23	
X-ray, field, processing unit	1,151	68	13	21	
Machine, radiographic, 100ma	65	11	6	6	
X-ray, field unit,tent,dkrm.	690	100	3	4	
Forceps, cysto., f. body, 7-F	154	100	100	2	
Forceps, cysto., rongeur, 7-F	343	100	100	2	
Scissors, surgical, Dean, # 9	5,393	100	1	1	
Curette, mastoid, Richard,# 5	344	0	0	0	

*International Aid and Navy figures not included.

MEDICAL DEPARTMENT - STATUS OF SELECTED ESSENTIAL ITEMS - JUNE 8, 1942

Source of Information: Medical Department Procurement Progress Reports

	Required 1942 production*	Percent required production			
		con	due	del	Delivered; Due; Contracted, undelivered; Not contracted
Syringe, hypodermic, complete	2,541	98	79	59	
Kit, first aid, M.V.,24-unit	45,698	92	88	48	
Gauze, plain, sterilized	420,384	95	47	47	
Cotton, absorbent, roll	1,722,529	100	37	46	
Bandage, gauze, roller, 2"	1,404,729	77	32	28	
Perimeter	783	100	22	26	
Robe, bath**	699,744	87	31	25	
Bandage, gauze, comp., 2x2"	421,378	100	51	22	
Bandage, gauze, roller, 3"	924,904	57	20	19	
Microscope	4,148	51	18	18	
Incubator, bact'logical,37½°C	1,281	21	21	17	
Kit, first aid, M.V.,12-unit	463,012	63	29	17	
Chair, operating	4,974	16	16	16	
Unit, power, electric	1,370	100	42	15	
Sheet**	6,927,119	76	20	10	
Bandage, gauze, roller, 4"	858,190	36	12	8	
Pajama, coat, summer**	1,556,988	48	7	7	
Pajama, trouser, summer**	1,721,196	44	6	6	
Kit, first aid, aeronautic	19,812	6	6	6	
Cylinder, N_2O, 250 gal.,empty	19,038	100	11	5	
Table, operating	3,477	53	47	4	
Cylinder, oxygen, 1500 gal.	8,362	100	1	1	
Chair, dental, field	5,356	91	0	0	
Carrier, field, collapsible	1,380	0	0	0	
Table, operating, folding	2,015	0	0	0	

*International Aid and Navy figures not included.

**Procured by Quartermaster.

TEXT SUMMARY - C. W. S. - STATUS JUNE 12, 1942

Source of Information: Chemical Warfare Service Progress Reports

CHEMICAL AGENTS: The production of Mustard Gas continues at a rate above the estimated plant capacity. Production during the first two weeks in June totals 1,373 tons.

Although there has been no reported production of Phosgene for the first half of June, it is understood that the Edgewood plant is in operation and manufacturing Phosgene for the Impregnite "I" plants.

Essential components are being received for the Screening Smokes that are on order and final mixing is taking place. Tear Gas (CNS) and White Phosphorus (WP) are other agents that are awaiting acceptance.

GAS MASKS: Assembly of Service Masks is below schedule for the first two weeks of this month. There is some difficulty in securing sufficient charcoal to meet the scheduled needs of the assembly plants.

Diaphragm Masks are being delayed due to the slow flow of the newly designed facepiece assemblies. It is expected that a sufficient number of these plastic assemblies will reach the Edgewood assembly plant during June so that production may be resumed.

INCENDIARY BOMBS: The indefinite status of magnesium allocations is the chief difficulty encountered in setting up proper production schedules for magnesium bombs. Allocations are seldom made more than two weeks in advance. After the allocations are made, time is consumed in shipment to the casters where the proper alloy and forms are made.

Each bomb requires 1.35 pounds of magnesium alloy. The alloy is approximately 94 percent pure magnesium. During the month of June, 487,000 pounds of alloy were allotted to Chemical Warfare Service. July recommendations for 860,000 pounds have been forwarded but to this date no allocations have been made.

Production during the first half of June totals 195,183 magnesium bombs and 1,614,553 substitute bombs.

WEEKLY DELIVERIES - SELECTED ITEMS

Item	Deliveries		Item	Deliveries	
	May 30 to Jun 5	Jun 6 to Jun 12		May 30 to Jun 5	Jun 6 to Jun 12
Agent, Bleach	165	199	Impregnite I (ton)	85	98
Agent, Non-Corr. (gal)	29,925	24,484	Impregnite Shoe (ton)	340	328
Apparatus, Decont. Power	36	54	Indicator Range	0	317
Bomb, Incendiary (Mag)	114,252	80,931	Mortar, Chemical 4.2"	0	7
Bomb, Incendiary (Sub)	743,545	871,008	Ointment, Protective (ton)	20	19
Chemical Agents (tons)			Respirator, Dust	4,870	7,430
Mustard (HS)	674	698	Rule, Mil., C.M.	0	120
White Phosphorus (WP)	104	0	Set, Accessories, C.M.	0	153
Mask, Gas, Service	48,185	45,290	Set, Access., C.M. Cart	0	286
Tank, Airplane, M10	432	0	Set, Gas, Detonation	89	0
Agent, Simulated (M1,M2)	550	550	Set, Gas, Instructional	46	0
Apparatus, Decont.(1½ qt)	18,000	9,900	Shell, Chemical Mortar	2,424	5,074
Bomb, Instructional, M2	864	0	Sight, C.M., 4.2"	0	175
Cart, C.M., 4.2"	0	1	Smoke Pots	474	0
Container, Steel (1 ton)	463	490	Solvent, Impregnite (ton)	472	605
Curtain, Gasproof	6,648	12,882	Trailer, Cml. Handling	55	0

TABULAR SUMMARY - STATUS OF SELECTED C. W. S. ITEMS ON ARMY SUPPLY PROGRAM*
JUNE 12, 1942

Source of Information: Chemical Warfare Service

Item	Author-ized**	Under con-tract**	Req'd prod. 1942	Accepted					Estimated		
				Jan 1-Jun 12	Mar	Apr	May	Jun 1-12	Jun	Jul	Aug
CRITICAL											
Agent, Bleach (ton)	5,941	6,367	7,014	1,752	382	172	448	364	310	360	360
Agent, H.T. Bleach (ton)	991	522	493	154	0	26	99	0	75	75	75
Agent, Non-Corr. (gal)	2,604,023	2,400,664	1,370,193	256,329	28,349	121,718	51,653	54,409	110,000	110,000	110,000
Apparatus Decont. Power	1,266	1,766	1,389	500	67	145	198	90	160	160	160
Bomb, Incendiary (Mag)(a)	89,775	35,000	25,471	1,092	111	233	549	195	750	1,250	700
Bomb, Incendiary (Sub)(a)	13,500	13,500	13,500	8,683	1,911	1,784	2,347	1,615	2,132	2,132	2,130
Canister, Svc. & Dia.	2,065,369	2,065,372	1,617,604	923,353	247,463	173,614	58,805	0	250,000	300,000	400,000
Chemical Agents (tons)											
Lewisite (M-1)	58,912	4,912	54,000	78	28	26	24	0	0	0	75
Mustard (HS)	164,288	30,972	130,721	6,714	586	960	2,457	1,373	1,400	1,800	2,200
Phosgene (CG)	3,334	3,334	1,081	640	546	94	0	0	385	385	385
Screening Smoke (FS)	18,861	1,992	18,479	740	205	83	0	0	250	250	250
Screening Smoke (HC)	3,837	3,837	474	0	0	0	0	0	350	350	350
Tear Gas (CNS)	20,400	2,507	20,054	1,167	277	224	320	0	250	250	250
White Phosphorus (WP)	16,139	9,786	3,830	3,640	523	421	2,385	104	Procured as Needed		
Mask, Gas, Diaphragm	615,247	634,646	843,200	194,643	8,437	30,073	30,763	0	30,000	30,000	60,000
Mask, Gas, Service	3,965,480	3,923,877	2,046,132	908,645	146,465	193,327	146,171	93,475	250,000	300,000	400,000
Tank, Airplane M-10	47,256	33,096	47,256	3,972	722	1,312	578	432	800	3,000	5,500
Tank, Airplane M-20	11,290	940	1,691	156	0	112	44	0	0	50	50
Tank, Airplane M-21	11,290	940	1,665	134	0	0	134	0	0	0	50
ESSENTIAL											
Agent, Simulated (M1,M2)	3,177	3,177	597	1,800	0	0	700	1,100	1,377	1,100	0
Alarm, Gas	51,531	48,309	34,138	0	0	0	0	0	Not Standardized		
Apparatus, Decont (1½ qt)	678,875	665,545	535,328	156,243	24,596	33,347	38,400	27,900	78,000	78,000	78,000
Apparatus, Decont (3 gal)	48,735	45,541	42,251	0	0	0	0	0	10,000	10,000	10,000
Brush, Decontaminating	1,311	1,111	1,889	1,111	0	0	1,111	0	0	0	0
Candle, DW	33,402	33,402	44,019	0	0	0	0	0	6,000	6,000	6,000
Cart, C.M.4.2"	2,374	2,374	436	1	0	0	0	1	180	250	250
Container, Steel (1 ton)	283,770	44,177	246,184	9,177	1,627	3,167	1,750	953	2,000	2,000	2,000
Curtains, Gasproof	437,774	442,353	653,702	293,154	28,800	30,248	73,625	19,530	70,000	70,000	28,729
Cylinders, Portable	27,262	27,262	17,018	0	0	0	0	0	1,766	750	750
Flame Thrower, Emplaced	520	0	1,035	0	0	0	0	0	0	0	0
Flame Thrower, Mounted	927	0	2,537	0	0	0	0	0	Not Standardized		
Generator, Smoke, Veh.	26,813	20,131	51,673	25	0	0	25	0	5,000	5,000	5,000
Impregnite I (ton)	10,634	5,212	1,875	1,252	217	292	361	183	350	350	350
Impregnite, Shoe (ton)	8,400	8,807	4,316	7,208	1,127	1,737	1,633	727	1,600	219	0
Kit Repair, Gas Mask, M8	15,820	11,811	6,482	0	0	0	0	0	6,490	8,891	0
Mask, Gas, Horse, M4	20,713	20,713	28,248	0	0	0	0	0	10,000	10,713	0
Mask, Gas, Horse, M5	18,432	18,432	29,056	0	0	0	0	0	10,000	8,432	0
Mine, Land, Chemical	1,411,507	1,451,507	398,970	543,347	80,231	0	0	0	100,000	100,000	100,000
Mortar, Chemical 4.2"	1,906	1,906	395	8	0	0	1	7	100	120	200
Ointment, Prot. (ton)	1,074	217	1,261	187	30	48	66	40	69	37	8
Plant, Impregnating, M1	5	15	19	0	0	0	0	0	1	2	6
Respirator, Dust	5,450,500	5,532,747	6,590,712	49,691	3,836	3,839	15,466	12,300	300,000	628,500	1,000,000
Set, Accessories, L.P.	513	392	120	3	0	0	0	0	0	107	172
Set, Gas, Detonation	4,684	4,684	59,718	4,036	0	141	1,546	89	425	250	75
Set, Gas, Instructional	0	0	7,660	364	0	0	318	46	575	50	0
Shell, Chemical Mortar	2,059,837	1,959,837	647,481	32,800	3,419	8,277	13,606	7,498	30,000	37,423	80,000
Shell, Livens Projector	187,639	187,639	32,268	24,327	0	0	20,779	0	55,000	55,000	5,336
Sight, Chemical Mortar	2,117	2,117	411	350	0	0	0	350	0	0	0
Solvent, Impregnite (ton)	22,685	22,685	5,156	6,434	1,202	875	1,034	1,076	1,000	1,000	1,000

* International Aid and Navy figures not included.
** Deliveries prior to January 1, 1942 are excluded.

(a) Figures in Thousands

PROCUREMENT PROGRESS - C. W. S. - SELECTED ITEMS - JUNE 12, 1942

Source of Information: Chemical Warfare Service

ITEM	1942 ARMY OBJECTIVES	DELIVERIES JAN 1-JUN 12	%
IMPREGNITE, SHOE (TON)	4,316	6,881	100
SOLVENT, IMPREGNITE (TON)	5,156	6,434	100
INCEND. BOMB, CLUSTER (4 LB)	229,911	287,485	100
WHITE PHOSPHORUS (TON)	3,830	3,640	95
CANISTER, DIAPHRAGM	416,094	382,372	92
IMPREGNITE I (TON)	1,875	1,252	67
CONTAINER, STEEL (1 TON)	14,164	9,177	65
C.G. GAS (PHOSGENE)(TON)	1,081	640	59
CANISTER, SERVICE	1,201,510	541,981	45
CURTAINS, GASPROOF	653,702	293,154	45
MASK, GAS, SERVICE	2,046,132	908,645	44
APPARATUS, DECONT. POWER	1,389	500	36
APPARATUS, DECONT. (1½ QT)	535,328	156,243	29
AGENT, BLEACH (TON)	7,014	1,752	25
AGENT, NON-CORROSIVE (GAL)	1,370,193	256,329	19
OINTMENT, PROTECTIVE (TON)	1,261	187	15
AIRPLANE TANK M20	1,691	156	9
AIRPLANE TANK M21	1,665	134	8
AIRPLANE TANK M10	47,256	3,972	8
SET, GAS, DETONATION	59,718	4,036	7
C.N.S. (TEAR GAS)(TON)	20,054	1,167	6
MUSTARD GAS (TON)	130,721	6,714	5
SHELL, CHEMICAL MORTAR	647,481	32,800	5
F.S. SCREENING SMOKE (TON)	18,479	740	4
DUST RESPIRATORS	6,590,712	49,691	*
LEWISITE (TON)	54,000	78	*
APPARATUS, DECONT. (3 GAL)	42,251	0	0



* LESS THAN ONE PERCENT DELIVERED

PRODUCTION FACILITIES - C. W. S. - JUNE 12, 1942

Source of Information: Chemical Warfare Service

AGENT, BLEACH

Agent bleach, commonly known as bleaching powder or chloride of lime, is used for decontaminating purposes. It contains 35 percent available chlorine.

This agent when mixed either with earth (dry mixture) or with water (slurry), will destroy all vesicants. However, mixture with those vesicants that contain arsenic will result in a poisonous product.

Sources of supply are limited. Present requirements for the thirty month period ending June 1944 amount to 37,795 tons. The total industrial capacity for bleach is 1,150 tons per month, but the entire capacity is not available to the Service.

AGENT, NON-CORROSIVE

Non-corrosive agent is used primarily for the decontamination of equipment, where corrosion or other serious damage might result from the use of chloride of lime.

The active chemical of this agent is known as RH-195, a chlorinated organic compound, and the solvent is acetylene tetrachloride.

The requirements for the thirty month period ending June 1944 are 3,971,455 gallons. The facilities for manufacture of RH-195 are at present limited to two plants capable of producing three tons per day.

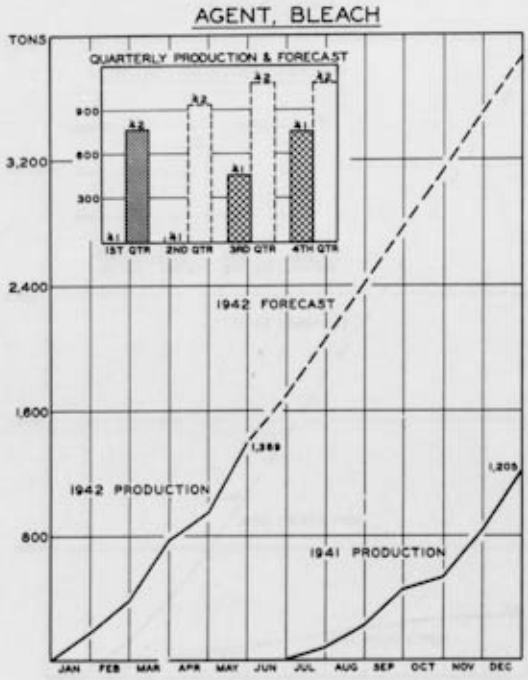

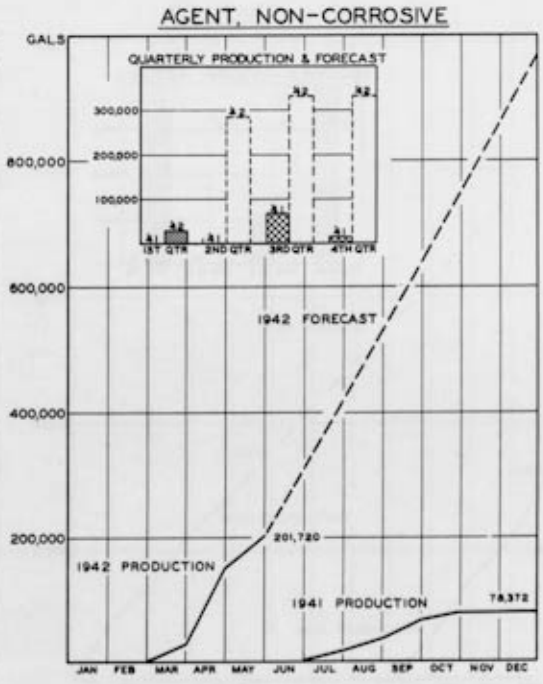

PRODUCTION FACILITIES - C. W. S. - JUNE 12, 1942

Source of Information: Chemical Warfare Service

IMPREGNITE "I"

Impregnite "I" or CC-2 is a complex organic compound used in the impregnation of clothing to protect against the vesicant agents.

At present there are four plants in operation, each having a rated capacity of 125 tons per month. Full operation of these plants is not planned before October of this year.

These facilities are insufficient to meet the requirements set by the Army Supply Program and three new plants are planned. This construction will require large amounts of critical material such as stainless steel, copper and lead.

SOLVENT, IMPREGNITE "I"

This material is used to dissolve the Impregnite "I" in the clothing impregnation process. The solution consists of 72 percent acetylene tetrachloride and 28 percent of chlorinated paraffin. The former is volatile and acts as the carrier for the Impregnite "I", while the latter serves as an adhesive medium between the CC-2 and the cloth fibers.

The total requirement for the thirty month period ending June 1944 is 40,343 tons. Production is limited due to the present inadequate facilities that are now available to manufacture acetylene tetrachloride.

IMPREGNITE I

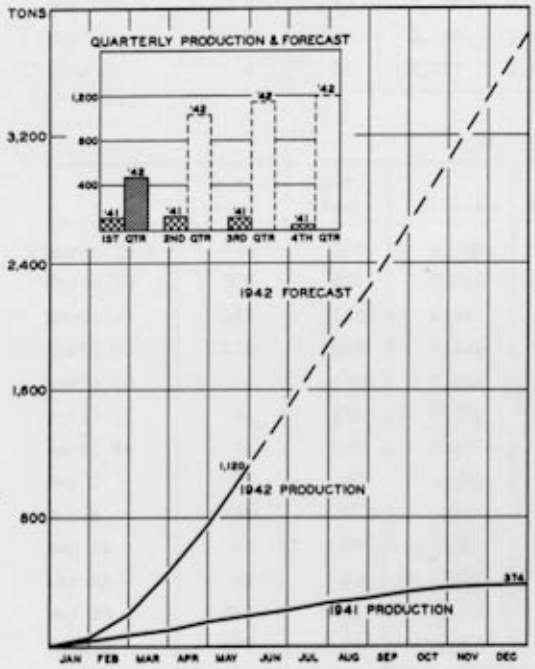

SOLVENTS, IMPREGNITE I

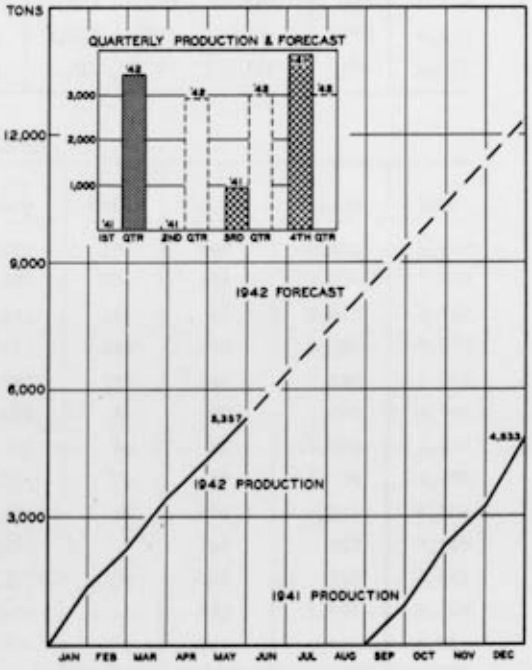

PORT SITUATION - DELAYS IN CAR UNLOADING - JUNE 5, 1942

Source of Information: Association of American Railroads - PT Report No. 8

LOADED CARS EXPORT FREIGHT OVER 10 DAYS

AT EIGHT PRINCIPAL PORTS

By Port

	Portland	Boston	New York	Phila.	Balt.	Hampton Roads	New Orleans	San Fran.	Total
March 13	75	378	3,375	2,353	1,053	263	320	316	8,133
March 20	290	234	3,302	2,558	864	261	146	244	7,899
March 27	108	156	3,395	1,672	861	255	121	169	6,737
April 3	136	156	3,189	1,475	1,288	311	64	304	6,923
April 10	66	74	3,237	1,484	1,472	287	147	312	7,079
April 17	44	163	3,221	1,566	1,067	226	179	279	6,745
April 24	60	115	2,949	1,446	848	141	185	193	5,937
May 1	81	138	2,966	2,029	754	115	128	159	6,370
May 8	20	66	2,968	2,558	1,238	64	308	82	7,304
May 15	9	52	2,647	2,294	1,670	102	323	131	7,228
May 22	8	51	2,368	2,359	1,116	189	389	163	6,643
May 29	1	169	2,558	1,933	1,014	133	605	195	6,608
June 5	4	50	2,497	1,474	1,013	67	749	183	6,037

By Consignee

	U.S. Army	U.S. Navy	British	Amtorg	China	F.S.C.C.	Others	Total
March 13	198	247	4,068	1,059	188	107	2,266	8,133
March 20	153	215	3,755	1,203	134	139	2,300	7,899
March 27	129	166	2,947	891	125	67	2,412	6,737
April 3	128	353	3,485	656	180	34	2,087	6,923
April 10	66	442	3,266	727	183	42	2,353	7,079
April 17	33	325	3,385	1,012	91	90	1,809	6,745
April 24	51	199	3,157	1,083	54	57	1,336	5,937
May 1	71	117	3,085	1,801	29	69	1,198	6,370
May 8	30	74	2,910	2,972	29	279	1,010	7,304
May 15	96	63	3,338	2,531	17	246	937	7,228
May 22	63	84	2,970	2,331	19	426	750	6,643
May 29	345	105	2,929	1,523	16	598	1,092	6,608
June 5	272	79	3,164	1,064	11	357	1,090	6,037

PORT SITUATION - RAIL FREIGHT AT SELECTED PORTS - JUNE 5, 1942

Source of Information: Association of American Railroads - PT Report No. 7

CARLOADS OF EXPORT FREIGHT (EXCLUDING COAL & GRAIN) ON RAILS
AND IN STORAGE AT RAILROAD OWNED AND OPERATED FACILITIES

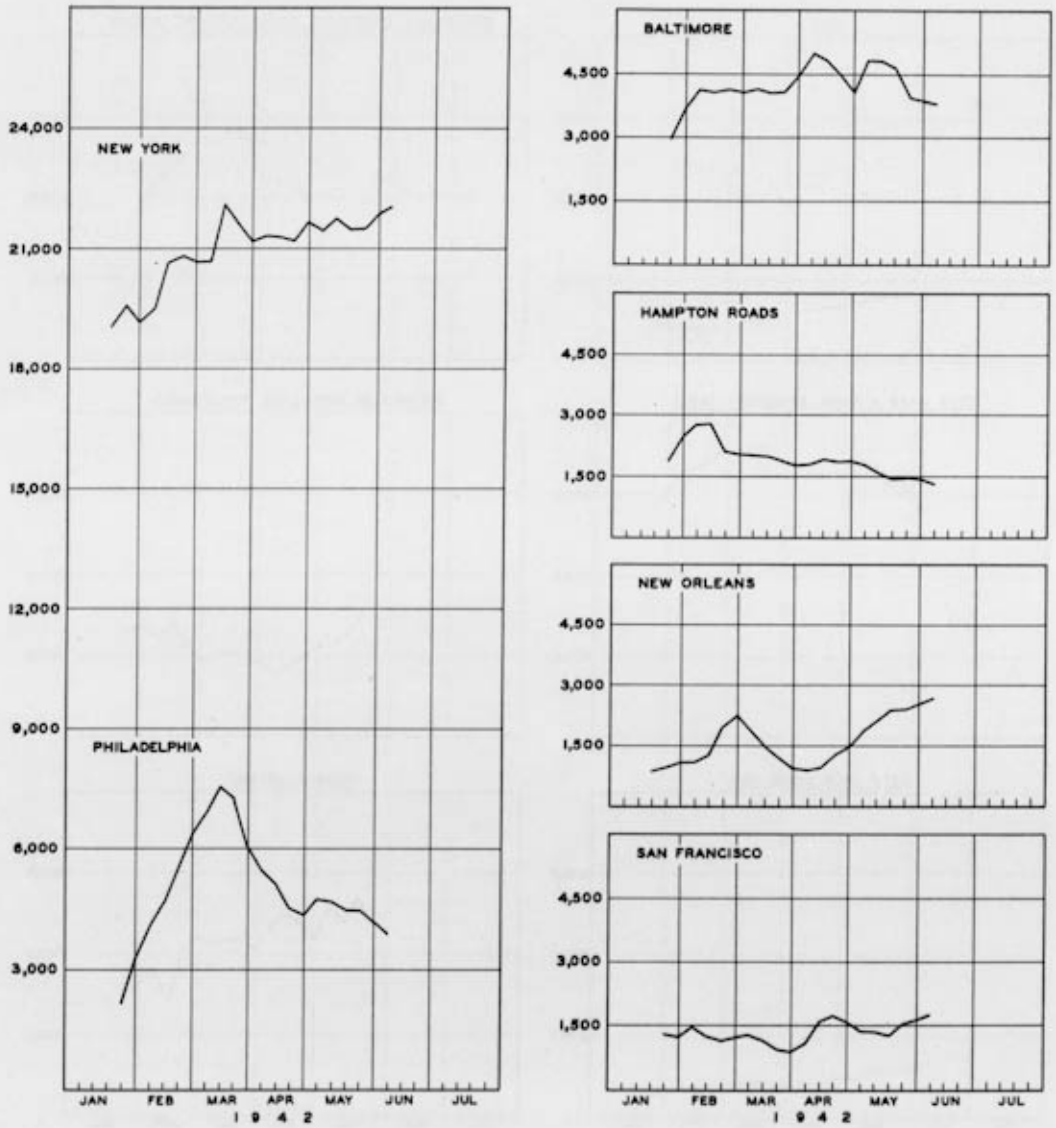

PORT SITUATION - RAIL FREIGHT AT PRINCIPAL PORTS BY COMMODITY - JUNE 5, 1942

Source of Information: Association of American Railroads - PT Report No. 7

CARLOADS OF EXPORT FREIGHT (EXCLUDING COAL & GRAIN) ON RAILS AND IN STORAGE AT RAILROAD OWNED AND OPERATED FACILITIES AT THIRTEEN PRINCIPAL PORTS

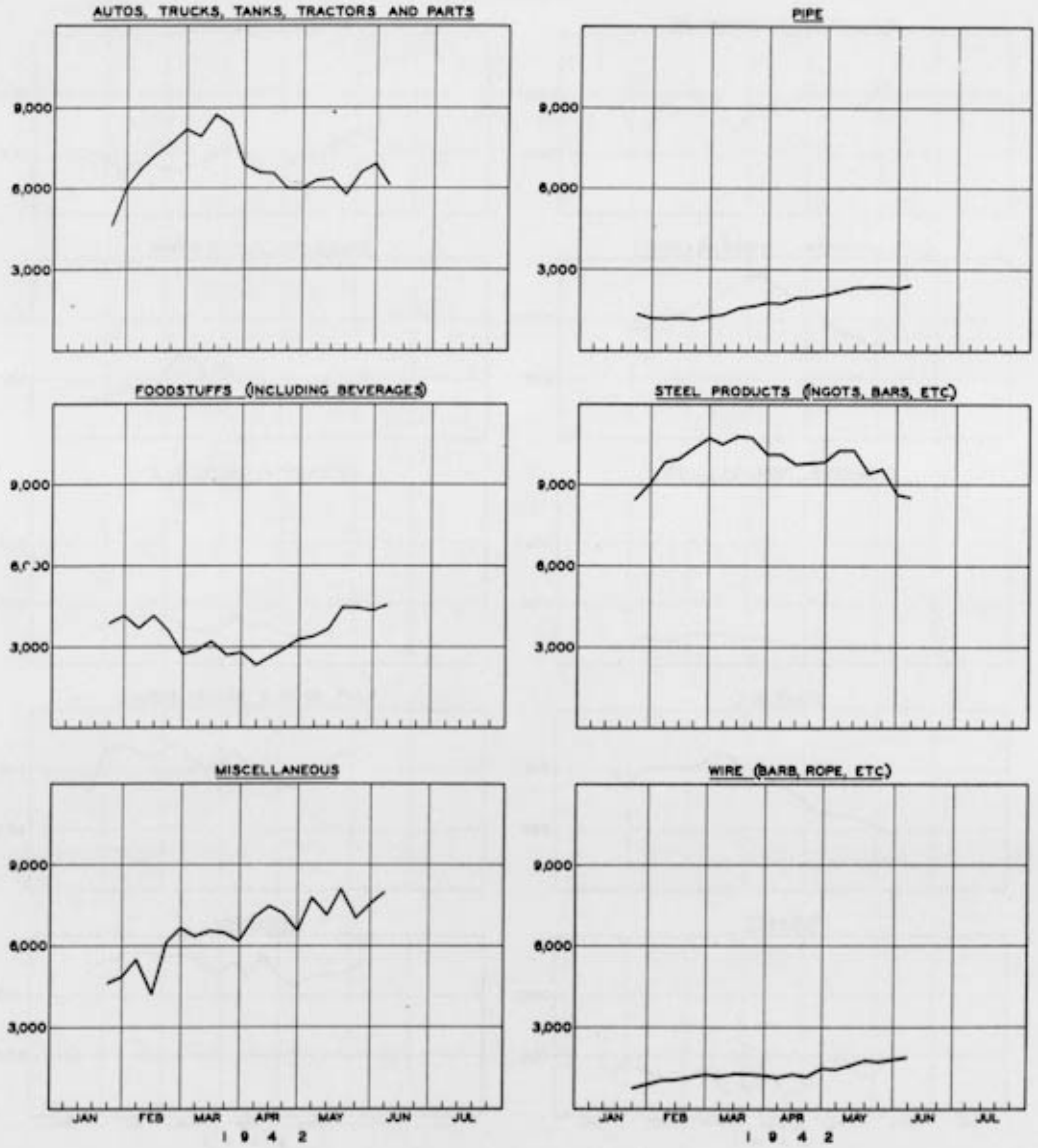

PORT SITUATION - RAIL FREIGHT AT PRINCIPAL PORTS BY COMMODITY - JUNE 5, 1942

Source of Information: Association of American Railroads - PT Report No. 7

CARLOADS OF EXPORT FREIGHT (EXCLUDING COAL & GRAIN) ON RAILS AND IN STORAGE AT RAILROAD OWNED AND OPERATED FACILITIES AT THIRTEEN PRINCIPAL PORTS

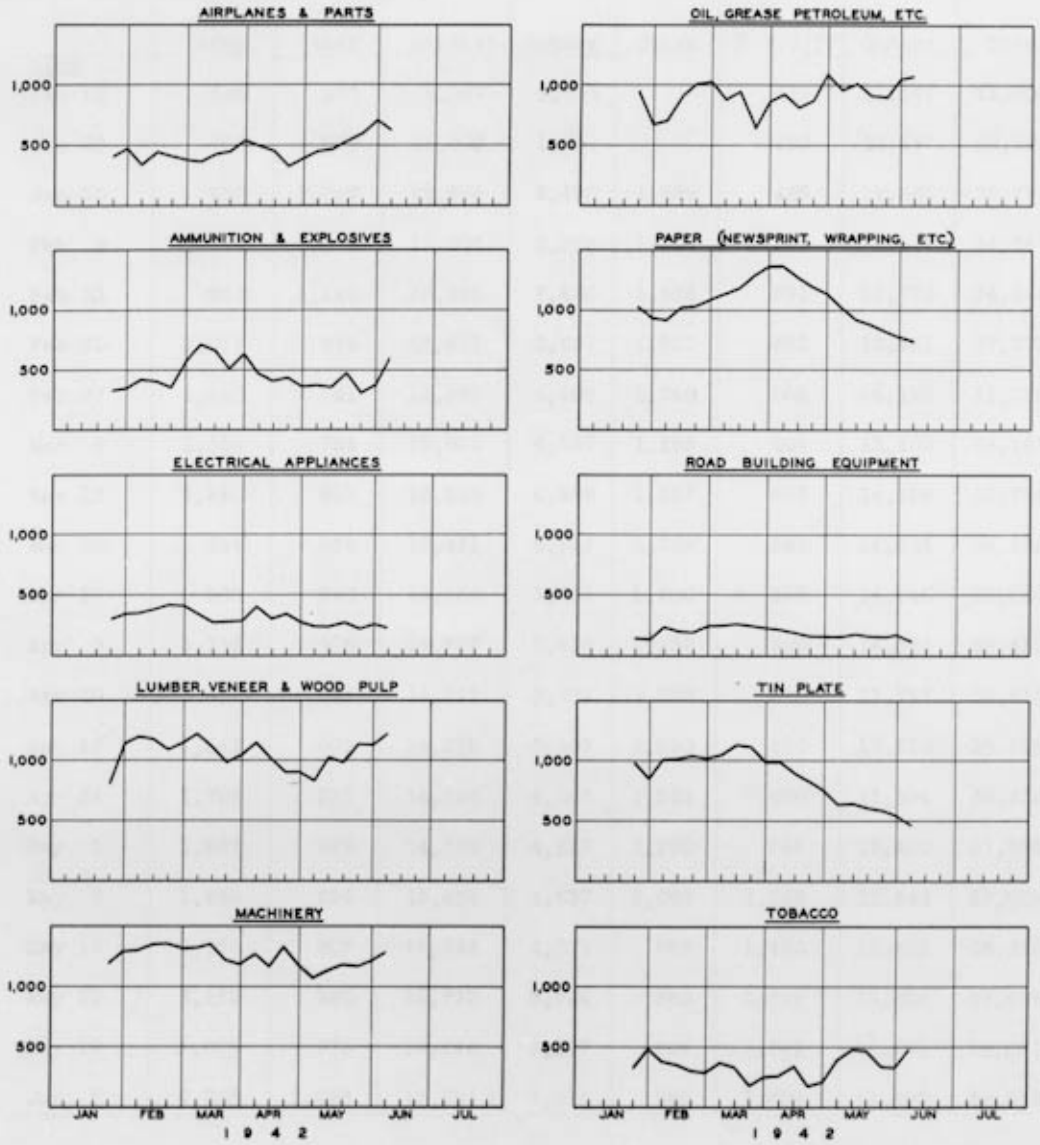

Statistical Service
SOS - 6-18-42

PORT SITUATION - CONSIGNEES OF RAIL FREIGHT AT PRINCIPAL PORTS, JUNE 5, 1942

Source of Information: Association of American Railroads - PT Report No. 7

CARLOADS OF EXPORT FREIGHT (EXCLUDING COAL & GRAIN) ON RAILS AND IN STORAGE AT RAILROAD OWNED AND OPERATED FACILITIES AT THIRTEEN PRINCIPAL PORTS

	U.S. Army	U.S. Navy	British	Amtorg	China	F.S.C.C.	Others	Total
1942 Jan 16	538	173	8,087	1,809		447	11,146	22,200
Jan 23	756	1,029	14,408	1,892		393	12,457	30,935
Jan 30	650	1,067	14,978	2,490	1,435	485	11,665	32,770
Feb 6	904	1,078	15,802	2,549	1,737	359	12,312	34,741
Feb 13	837	1,149	16,543	2,820	1,828	391	12,778	36,346
Feb 20	1,017	973	16,617	3,651	1,301	352	13,361	37,272
Feb 27	1,490	791	15,980	4,398	1,246	253	14,126	38,284
Mar 6	1,659	754	15,801	4,527	1,196	404	13,800	38,141
Mar 13	1,240	853	18,238	4,569	1,237	459	14,158	40,754
Mar 20	934	838	15,451	4,717	1,289	381	14,524	38,134
Mar 27	983	846	14,532	3,765	1,200	358	14,546	36,230
Apr 3	1,116	918	14,877	3,615	1,232	320	14,361	36,439
Apr 10	1,401	1,051	14,517	3,891	1,258	520	13,797	36,435
Apr 17	1,543	971	14,215	3,907	1,250	520	13,210	35,616
Apr 24	1,756	821	14,246	4,053	1,262	600	12,894	35,632
May 1	1,967	929	14,376	4,827	1,280	742	13,400	37,521
May 8	1,888	896	15,434	4,637	1,086	1,022	12,646	37,609
May 15	2,156	807	16,244	4,271	929	1,456	12,402	38,265
May 22	3,123	980	15,792	3,724	889	1,716	11,602	37,826
May 29	3,605	975	16,144	3,567	886	1,843	11,061	38,081
Jun 5	2,283	1,093	17,204	3,615	886	1,459	11,692	38,232

PORT SITUATION - BRITISH RAIL FREIGHT

Source of Information: Association of American Railroads - PT Report Nos. 7 & 8

CARLOADS OF EXPORT FREIGHT (EXCLUDING COAL AND GRAIN)
ON RAILS AND IN STORAGE AT RAILROAD OWNED AND OPERATED FACILITIES
AT PRINCIPAL PORTS

	Portland	Boston	New York	Phila.	Balt.	Hampton Roads	New Orleans	San Fran.
March 13	1,524	229	9,244	3,157	3,299	605	115	65
March 20	341	228	8,183	2,929	3,068	520	147	35
March 27	257	234	7,600	2,767	3,053	528	82	11
April 3	211	336	7,938	2,644	3,049	542	139	18
April 10	214	485	7,494	2,317	3,147	604	198	58
April 17	123	363	8,003	2,139	2,800	523	206	58
April 24	196	375	8,325	2,019	2,501	560	179	91
May 1	70	263	8,406	1,900	2,584	436	213	66
May 8	163	185	9,617	1,734	2,838	429	225	188
May 15	5	221	9,630	1,810	3,219	467	265	224
May 22	1	436	9,335	1,852	2,851	495	85	391
May 29	39	324	9,659	1,615	2,807	433	230	577
June 5	189	267	10,797	1,372	2,814	287	191	576
June 12	250	262	9,628	1,245	2,671	187	303	570

LOADED CARS EXPORT FREIGHT
ON RAILS OVER 10 DAYS

	March			April				May					June
	13	20	27	3	10	17	24	1	8	15	22	29	5
Portland, Me.	75	284	100	123	64	30	23	28	3	0	1	1	4
Boston	97	85	90	88	44	136	114	136	62	52	51	22	2
New York	1,568	1,557	1,259	1,342	1,242	1,576	1,645	1,732	1,847	1,515	1,483	1,447	1,474
Philadelphia	1,333	1,129	710	852	829	690	589	461	442	590	562	576	576
Baltimore	910	584	616	951	903	671	602	586	460	1,006	602	651	868
Hampton Roads	75	99	127	125	87	135	97	85	42	83	181	125	58
Savannah									12	28	36	0	2
Jacksonville												11	11
Tampa											4	0	607
New Orleans	10	12	35	2	96	146	85	45	53	78	26	49	77
San Francisco		5	10	2	1	1	2	12	1	14	64	58	105
Seattle												4	2
Tacoma										4	4	0	0

PORT SITUATION - BRITISH RAIL FREIGHT BY COMMODITY - JUNE 5, 1942

Source of Information: Association of American Railroads - PT Report No. 7

CARLOADS OF EXPORT FREIGHT (EXCLUDING COAL & GRAIN) ON RAILS AND IN STORAGE AT RAILROAD OWNED AND OPERATED FACILITIES AT THIRTEEN PRINCIPAL PORTS

	APRIL	MAY					JUNE
	24	1	8	15	22	29	5
Airplanes & Parts	229	214	335	232	238	296	259
Ammunition & Explosives	301	356	300	360	223	276	480
Autos, Trucks, Tanks, Tractors & Parts	2,370	2,711	3,064	2,924	3,012	2,922	3,600
Electrical Appliances	51	38	35	52	62	68	82
Foodstuffs (incl. bevgs.)	898	568	751	1,126	1,455	1,333	1,574
Lumber, Veneer & Woodpulp	323	261	255	399	374	331	464
Machinery	530	460	515	537	560	608	581
Oil, Grease, Petroleum, etc.	118	123	286	240	238	302	297
Paper (Newsprint, Wrapping, etc.)	81	72	59	67	76	56	43
Pipe	629	633	646	741	739	722	797
Road Building Equipment	56	73	62	50	54	114	69
Steel Products (bars, etc.)	5,766	5,776	5,847	5,387	5,217	4,854	4,521
Tin Plate	450	347	361	310	268	304	259
Tobacco	117	320	418	391	293	278	437
Wire (barb, rope, etc.)	790	825	914	1,015	1,041	1,169	1,184
Miscellaneous	1,537	1,599	1,586	2,413	1,942	2,511	2,557
TOTAL	14,246	14,376	15,434	16,244	15,792	16,144	17,204

ARMY TRANSPORT SERVICE PASSENGER CAPACITIES - AS OF MAY 31, 1942

Source of Information: Water Division, Transportation Service, S.O.S.

Of the 429 vessels being used in the Army Transport Service 245 are cargo vessels without passenger capacity. The remaining 184 vessels may be grouped by passenger capacities as shown in the table below.

30 vessels, or 7 percent of the total number of vessels, carry 103,308 passengers, or 61 percent of the total capacity. These 30 boats are, as a whole, fast boats. Only 10 are slower than 18 knots, and of these only 3 are slower than 15 knots. There are 6 boats with a passenger capacity of 30,149, or 18 percent of the total capacity of the service, that are faster than 20 knots.

These passenger capacities are based on allowing a bed for each man. For short voyages these capacities can be materially increased by sleeping in two shifts.

Passenger Capacity group	Vessels in Group	Group Passenger Capacity	Group Gross Tonnage	Group Measurement Tonnage
1 to 99	73	1,292	402,651	708,052
100 to 999	44	13,999	249,242	259,351
1000 to 1999	37	50,415	332,013	147,273
2000 to 2999	15	35,518	155,737	82,876
3000 passengers and over	15	67,790	361,156	85,534
Total	184	169,014	1,500,799	1,283,286
Cargo Vessels	245	none	1,198,278	2,088,449
GRAND TOTAL	429	169,014	2,699,077	3,371,535

ARMY TRANSPORT SERVICE BY GROSS TONNAGE - AS OF MAY 31, 1942

Source of Information: Water Division, Transportation Service, S.O.S.

Gross Tonnage Group	No. of Vessels	Gross Tonnage	Meas. Tonnage	Passenger Capacity
0 to 999	12	5,945	3,920	650
1000 to 1999	34	51,973	78,132	656
2000 to 2999	48	117,578	175,520	2,016
3000 to 3999	29	100,473	149,221	1,234
4000 to 4999	25	116,458	181,887	5,426
5000 to 5999	72	395,566	701,389	8,363
6000 to 6999	61	397,596	622,800	10,118
7000 to 7999	81	592,245	970,629	13,502
8000 to 8999	12	98,561	95,000	6,268
9000 to 9999	16	148,981	145,197	17,694
10000 to 10999	11	114,656	88,514	13,166
11000 to 11999	2	23,332	7,997	5,589
12000 to 12999	3	37,709	13,432	6,849
13000 to 13999	4	55,047	14,787	6,198
14000 to 14999	2	28,301	9,758	2,450
15000 to 15999	1	15,543	12,822	2,327
16000 to 16999	0	-	-	-
17000 to 17999	2	35,137	4,760	6,435
18000 to 18999	3	54,197	16,614	11,871
19000 to 19999	0	-	-	-
20000 to 20999	4	81,478	33,700	19,906
21000 to 21999	2	43,081	19,823	7,630
22000 to 22999	0	-	-	-
23000 to 23999	1	23,788	10,550	1,363
24000 to 24999	1	24,289	4,500	5,037
25000 to 25999	1	25,689	5,750	607
26000 to 26999	1	26,454	2,633	5,544
85000 to 85999	1	85,000	2,200	8,115
TOTALS	429	2,699,077	3,371,535	169,014

ARMY TRANSPORT SERVICE IN SPEED GROUPS - AS OF MAY 31, 1942

Source of Information: Water Division, Transportation Service, S.O.S.

Speed in Knots	No. of Vessels	Gross Tonnage	Dwt. Tonnage	Meas. Tonnage	Passenger Capacity
8	12	30,654	40,280	54,984	449
9	50	155,808	218,562	232,454	956
10	87	428,389	560,393	686,874	5,489
11	79	462,276	651,975	824,841	1,974
12	35	192,109	344,599	301,151	4,738
13	28	168,575	213,208	234,182	9,524
14	29	192,696	229,964	238,932	9,644
15	34	239,437	258,347	316,384	10,892
16	35	305,930	336,851	276,812	36,420
17	10	76,096	76,496	73,483	9,411
18	15	170,289	126,537	76,420	38,130
19	3	45,264	25,762	14,181	9,013
20	1	21,936	17,300	13,750	3,468
21	4	86,158	40,961	22,254	13,611
22	1	26,454	14,320	2,633	5,544
23	0	-	-	-	-
24	1	8,357	3,573	-	1,636
25	0	-	-	-	-
26	0	-	-	-	-
27	0	-	-	-	-
28	1	85,000	17,404	2,200	8,115
Unknown	4	3,589	12,569	-	-
TOTALS	429	2,699,077	3,189,101	3,371,535	169,014

TEXT SUMMARY - AIRCRAFT PROCUREMENT

Source of Information: Aircraft Branch, WPB
Statistical Control, AAF

ACCEPTANCES

During the first quarter of June, 583 airplanes were accepted by the Army. This was four percent less than during the corresponding May period. In comparison with the May period, bomber and service combat production was up and fighter and trainer acceptances declined. Acceptances were as follows:

Type	May 1-8	Jun 1-8	Percent Change
Bomber	71	104	+46
Fighter	101	89	-12
Service Combat	84	95	+13
Trainer	353	295	-16
Total	609	583	- 4

1942 ARMY OBJECTIVE

As of the end of May, Army procurement of airplanes was less than two percent behind the schedule for the 1942 objective, which amounts to 48,220 units. This record was largely due to concentrated deliveries of the more readily procurable types, such as communications and trainers, during the first of the year. Status of the objective through May is shown by the following table.

Army Objective	Percent of Army Objective				
	Jan	Feb	Mar	Apr	May
Required, Monthly	4.4	5.1	5.9	6.4	7.2
Accepted, Monthly	4.5	5.1	5.9	5.6	6.3
Required, Cumulatively	4.4	9.5	15.4	21.8	29.0
Accepted, Cumulatively	4.5	9.6	15.5	21.1	27.4

PRODUCTION COMMENT

Insufficient trans-shipment of parts from Consolidated, San Diego, and from Ford have delayed B-24 production at Consolidated, Fort Worth, and at Douglas, Tulsa.

Ford failed to deliver its first B-24E at Willow Run in May. Initial flight tests are now scheduled for the middle of June.

Martin fell 30 units behind in its deliveries of B-26 bombers through incorporation of design changes which included a new nose-wheel-down-lock, fitted to withstand rough fields and hard landings.

Poorest May production record was made by Bell, which fell 138 units behind on its P-39 model. This was due to customer requested changes, principally radio, which necessitated a vast amount of rework on completed units. Shortages reported were: Airspeed indicators, oxygen regulators, trigger motors, propeller controls and coolant thermometers.

TABULAR SUMMARY - STATUS OF ARMY AIRPLANE PROCUREMENT PROGRAM - JUNE 8, 1942

Source of Information: Aircraft Branch, WPB
Statistical Control, AAF

Type	Authorized (a)	Req'd Prod 1942(b)	Accepted Jan 1, 1942 to June 8	June Army Acceptances Quarter Monthly 1-8	9-15	16-23	24-30	Total
Heavy Bomber	18,394	3,300	749	28				28
Medium Bomber, 2-eng	10,193	5,630	614	27				27
Light Bomber, 2-eng	4,953	5,360(d)	1,137	49				49
Light Bomber, 1-eng	9,220	1,840	0	0				0
Fighter, 2-eng	5,135	1,810	545	11				11
Fighter, 1-eng	23,041	11,180	2,322	78				78
Total Combat	70,936	29,120	5,367	193				193
Communications	2,773	2,300	1,493	73				73
Transport	10,583	1,800	368	22				22
Total Service Combat	13,356	4,100	1,861	95				95
Total Tactical	84,292	33,220	7,228	288				288
Adv Trainer, 2-eng	8,954	3,600	1,331	39				39
Adv Trainer, 1-eng	11,899	3,300	1,227	82				82
Basic Trainer	9,839	3,600	1,742	75				75
Primary Trainer	14,996	4,500	2,251	99				99
Total Trainer	45,688	15,000	6,551	295				295
Grand Total	129,980	48,220	13,779	583				583

Type	Monthly Army Acceptances Actual Mar 1942	Apr 1942	May 1942	Estimated (c) Jun 1942	Jul 1942	Aug 1942	Sep 1942
Heavy Bomber	156	171	178	204	228	259	296
Medium Bomber, 2-eng	200	137	159	241	267	297	334
Light Bomber, 2-eng	216	109	272	349	407	424	465
Light Bomber, 1-eng	0	0	0	0	75	136	77
Fighter, 2-eng	100	101	100	71	70	70	51
Fighter, 1-eng	463	435	482	617	714	754	869
Total Combat	1,135	953	1,191	1,482	1,761	1,940	2,092
Communications	334	379	295	167	8	23	43
Transport	69	113	89	134	170	172	174
Total Service Combat	403	492	384	301	178	195	217
Total Tactical	1,538	1,445	1,575	1,783	1,939	2,135	2,309
Adv Trainer, 2-eng	280	278	346	334	363	452	485
Adv Trainer, 1-eng	212	250	276	308	351	409	440
Basic Trainer	325	338	325	325	338	381	405
Primary Trainer	489	381	492	455	425	459	463
Total Trainer	1,306	1,247	1,439	1,422	1,477	1,701	1,793
Grand Total	2,844	2,692	3,014	3,205	3,416	3,836	4,102

Note: Data cover procurement for Army Air Forces, for Army International Aid and procurement by Army for Navy.

(a) Excludes acceptances prior to January 1, 1942.
(b) Requirement based on 8-J Report - WPB.
(c) Initial Army estimate from 8-J Report - WPB.
(d) Revised requirement.

ARMY AIRPLANE PROCUREMENT - JUNE 8, 1942

Source of Information: Objectives and Estimates: 8-Series - WPB
Acceptances: Statistical Control - AAF

LIGHT BOMBER, 2-ENGINE

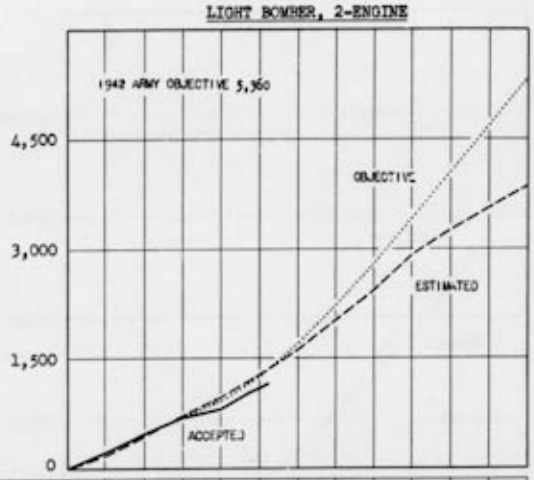

	JAN	FEB	MAR	APR	MAY	JUN	JUL	AUG	SEP	OCT	NOV	DEC
1942 CUMULATIVE ESTIMATE	179	434	735	960	1269	1618	2025	2449	2914	3275	3570	3865
1942 CUMULATIVE ACCEPTANCES	227	491	707	816	1088	1137	(THRU 6/8)					
MONTHLY ESTIMATE	179	255	301	225	309	349	407	424	465	361	295	295
MONTHLY ACCEPTANCES	227	264	216	109	272	49	(THRU 6/8)					

MEDIUM BOMBER

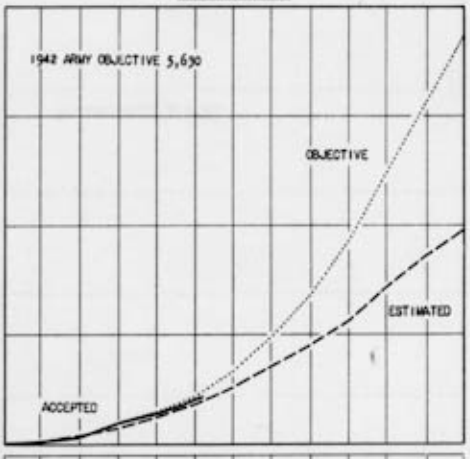

	JAN	FEB	MAR	APR	MAY	JUN	JUL	AUG	SEP	OCT	NOV	DEC
1942 CUMULATIVE ESTIMATE	40	107	216	365	550	791	1058	1355	1689	2137	2585	2927
1942 CUMULATIVE ACCEPTANCES	19	91	291	428	587	614	(THRU 6/8)					
MONTHLY ESTIMATE	40	67	109	149	185	241	267	297	334	448	448	342
MONTHLY ACCEPTANCES	19	72	200	137	159	27	(THRU 6/8)					

LIGHT BOMBER, 1-ENGINE



	JAN	FEB	MAR	APR	MAY	JUN	JUL	AUG	SEP	OCT	NOV	DEC
1942 CUMULATIVE ESTIMATE	0	0	0	0	0	0	75	211	288	392	603	838
1942 CUMULATIVE ACCEPTANCES	0	0	0	0	0	0	(THRU 6/8)					
MONTHLY ESTIMATE	0	0	0	0	0	0	75	136	77	104	211	235
MONTHLY ACCEPTANCES	0	0	0	0	0	0	(THRU 6/8)					

HEAVY BOMBER

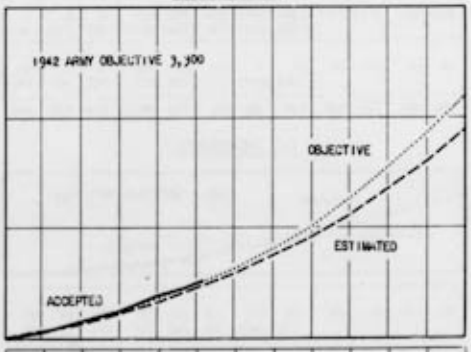

	JAN	FEB	MAR	APR	MAY	JUN	JUL	AUG	SEP	OCT	NOV	DEC
1942 CUMULATIVE ESTIMATE	84	194	330	495	678	882	1110	1369	1665	2009	2398	2839
1942 CUMULATIVE ACCEPTANCES	82	216	372	543	721	749	(THRU 6/8)					
MONTHLY ESTIMATE	84	110	136	165	183	204	228	259	296	344	389	441
MONTHLY ACCEPTANCES	82	134	156	171	178	28	(THRU 6/8)					

ARMY AIRPLANE PROCUREMENT - JUNE 8, 1942

Source of Information: Objectives and Estimates: 8-Series - WPB
Acceptances: Statistical Control - AAF

FIGHTER, 1-ENGINE

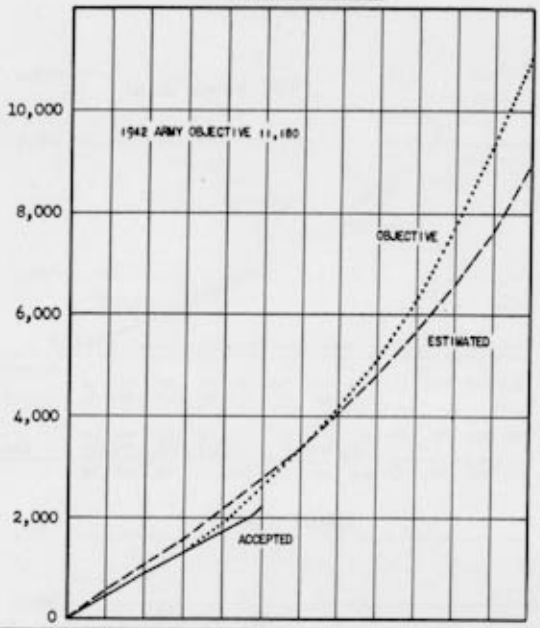

	JAN	FEB	MAR	APR	MAY	JUN	JUL	AUG	SEP	OCT	NOV	DEC
1942 Cumulative Estimate	531	1064	1562	2129	2729	3346	4060	4814	5683	6615	7683	8884
1942 Cumulative Acceptances	464	864	1327	1762	2244	2322	(thru 6/8)					
Monthly Estimate	531	533	498	567	600	617	714	754	869	932	1068	1201
Monthly Acceptances	464	400	463	435	482	78	(thru 6/8)					

COMMUNICATIONS (a)

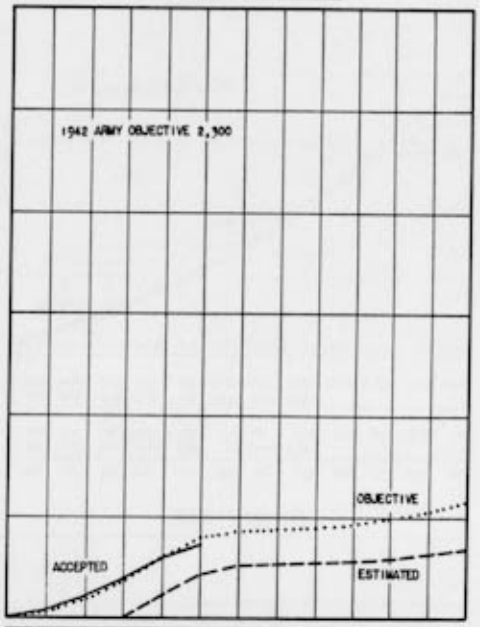

	JAN	FEB	MAR	APR	MAY	JUN	JUL	AUG	SEP	OCT	NOV	DEC
1942 Cumulative Estimate	0	0	0	454	869	1036	1044	1067	1110	1175	1260	1364
1942 Cumulative Acceptances	122	412	746	1125	1420	1493	(thru 6/8)					
Monthly Estimate	0	0	0	454	415	167	8	23	43	65	85	104
Monthly Acceptances	122	290	334	379	295	73	(thru 6/8)					

FIGHTER, 2-ENGINE



	JAN	FEB	MAR	APR	MAY	JUN	JUL	AUG	SEP	OCT	NOV	DEC
1942 Cumulative Estimate	101	216	316	454	535	606	676	746	797	849	916	996
1942 Cumulative Acceptances	106	233	333	434	534	545	(thru 6/8)					
Monthly Estimate	101	115	100	138	81	71	70	70	51	52	67	80
Monthly Acceptances	106	127	100	101	100	11	(thru 6/8)					

TRANSPORT (a)



	JAN	FEB	MAR	APR	MAY	JUN	JUL	AUG	SEP	OCT	NOV	DEC
1942 Cumulative Estimate	29	53	105	187	285	419	589	761	935	1125	1304	1532
1942 Cumulative Acceptances	29	75	144	257	346	368	(thru 6/8)					
Monthly Estimate	29	24	52	82	98	134	170	172	174	190	179	228
Monthly Acceptances	29	46	69	113	89	22	(thru 6/8)					

(a) Acceptances revised by reclassification of C-61 from Transport to Communications class.

ARMY AIRPLANE PROCUREMENT - JUNE 8, 1942

Source of Information: Objectives and Estimates: S-Series - WPB
Acceptances: Statistical Control - AAF

ADVANCE TRAINER, 2-ENGINE

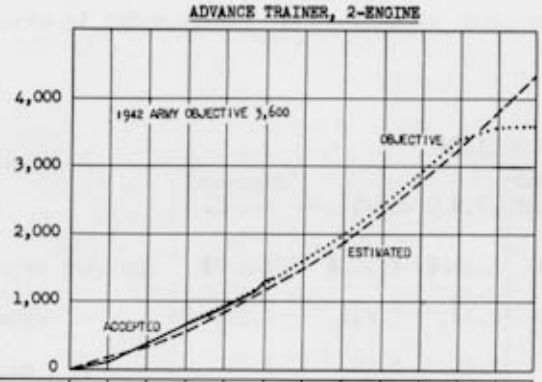

	JAN	FEB	MAR	APR	MAY	JUN	JUL	AUG	SEP	OCT	NOV	DEC
1942 CUMULATIVE ESTIMATE	161	341	559	845	1159	1493	1856	2308	2793	3300	3823	4360
1942 CUMULATIVE ACCEPTANCES	135	388	668	946	1292	1331	(THRU 6/8)					
MONTHLY ESTIMATE	161	180	218	286	314	334	363	452	485	507	523	537
MONTHLY ACCEPTANCES	135	253	280	278	346	39	(THRU 6/8)					

ADVANCE TRAINER, 1-ENGINE

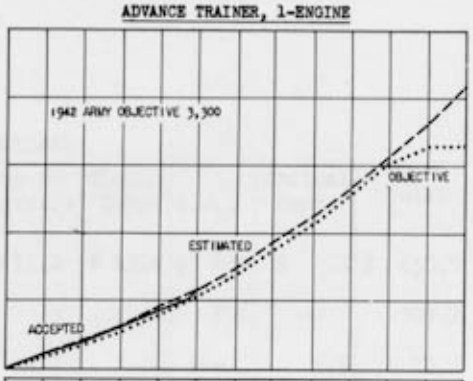

	JAN	FEB	MAR	APR	MAY	JUN	JUL	AUG	SEP	OCT	NOV	DEC
1942 CUMULATIVE ESTIMATE	232	443	663	910	1184	1492	1843	2252	2692	3167	3677	4222
1942 CUMULATIVE ACCEPTANCES	232	407	615	869	1145	1227	(THRU 6/8)					
MONTHLY ESTIMATE	232	211	220	247	274	308	351	409	440	475	510	545
MONTHLY ACCEPTANCES	232	175	212	250	276	82	(THRU 6/8)					

BASIC TRAINER

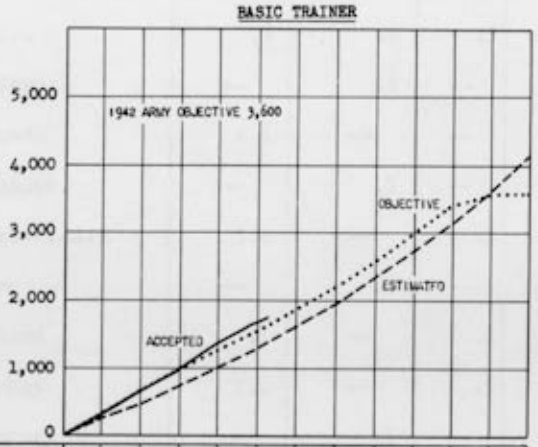

	JAN	FEB	MAR	APR	MAY	JUN	JUL	AUG	SEP	OCT	NOV	DEC
1942 CUMULATIVE ESTIMATE	242	492	749	1013	1301	1626	1964	2345	2750	3183	3643	4133
1942 CUMULATIVE ACCEPTANCES	328	679	1004	1342	1667	1742	(THRU 6/8)					
MONTHLY ESTIMATE	242	250	257	264	288	325	338	381	405	433	460	490
MONTHLY ACCEPTANCES	328	351	325	338	325	75	(THRU 6/8)					

PRIMARY TRAINER

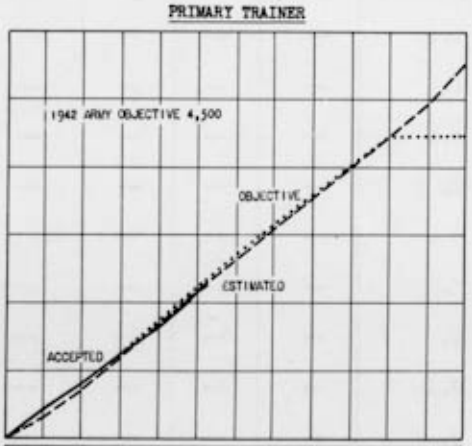

	JAN	FEB	MAR	APR	MAY	JUN	JUL	AUG	SEP	OCT	NOV	DEC
1942 CUMULATIVE ESTIMATE	340	734	1211	1696	2218	2673	3098	3557	4020	4491	4986	5506
1942 CUMULATIVE ACCEPTANCES	447	790	1279	1660	2152	2251	(THRU 6/8)					
MONTHLY ESTIMATE	340	394	477	485	522	455	425	459	463	471	495	520
MONTHLY ACCEPTANCES	447	343	489	381	492	99	(THRU 6/8)					

NOTE: TRAINER ESTIMATES FOR ALL CUSTOMERS IN 1942 ARE 30 PERCENT IN EXCESS OF THE PRESIDENTIAL OBJECTIVE OF 15,000 UNITS. THE OBJECTIVES ABOVE REPRESENT THE ESTIMATE FOR EACH TYPE REDUCED IN PROPORTION TO ITS WEIGHT IN THE TOTAL ESTIMATE. THE ENTIRE U. S. TRAINER OBJECTIVE HAS BEEN ASSIGNED TO THE ARMY AS DIRECT PROCUREMENT OF THIS TYPE BY OTHER AGENCIES IS NEGLIBLE.

TABULAR SUMMARY - TRANSFERS - INTERNATIONAL - CUMULATIVE AS OF MAY 31, 1942

Source of Information: International Division

MILLION DOLLARS

	Ordnance Dept.	Air Corps	Q.M.C.	Corps of Engineers	Signal Corps	C.W.S.	Medical Dept.	Total
United Kingdom	$304.5	$212.8	$104.4	$ 11.2	$ 13.4	$ 6.9	$ .4	$ 653.6
Russia	103.8	115.8	68.5	.3	11.8	5.0	--	305.2
China	16.1	27.5	25.3	2.4	.7	--	1.2	73.2
Belgium	.5	--	--	--	--	--	--	.5
Brazil	2.7	3.8	1.4	--	.1	--	--	8.0
Canada	.3	--	--	--	--	.1	--	.4
Chile	.3	.5	.3	--	--	--	--	1.1
Colombia	--	.1	--	--	--	--	--	.1
Greece	4.4	--	--	--	--	--	--	4.4
Ecuador	--	.1	--	--	--	--	--	.1
Netherlands	5.1	--	.1	1.4	--	--	--	6.6
Peru	--	.3	--	--	--	--	--	.3
Poland	.1	--	.1	--	--	--	--	.2
Turkey	1.4	--	.5	--	--	--	--	1.9
Uruguay	--	.1	--	--	--	--	--	.1
Venezuela	--	.1	--	--	--	--	--	.1
General and Administrative	2.5	.2	.1	.4	.1	--	--	3.3
Total	$441.7	$361.3	$200.7	$ 15.7	$ 26.1	$ 12.0	$ 1.6	$1,059.1

TOTAL TANKS ACCEPTED AND SCHEDULED AND TRANSFERRED TO INTERNATIONAL AID - MAY 31, 1942

Source of Information: Ordnance Department and Office of International Division

TANK, LIGHT (M3 & M5)

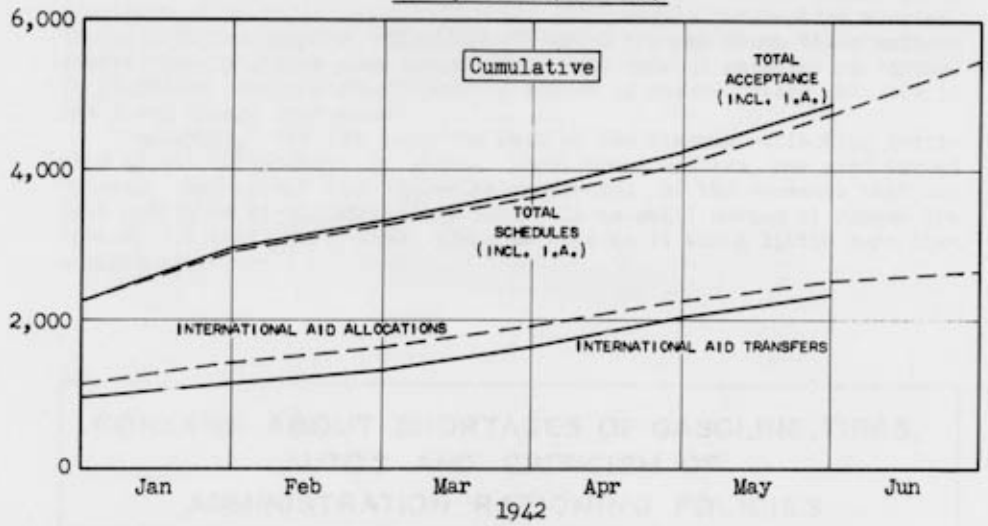

TANK, MEDIUM (M3 & M4)

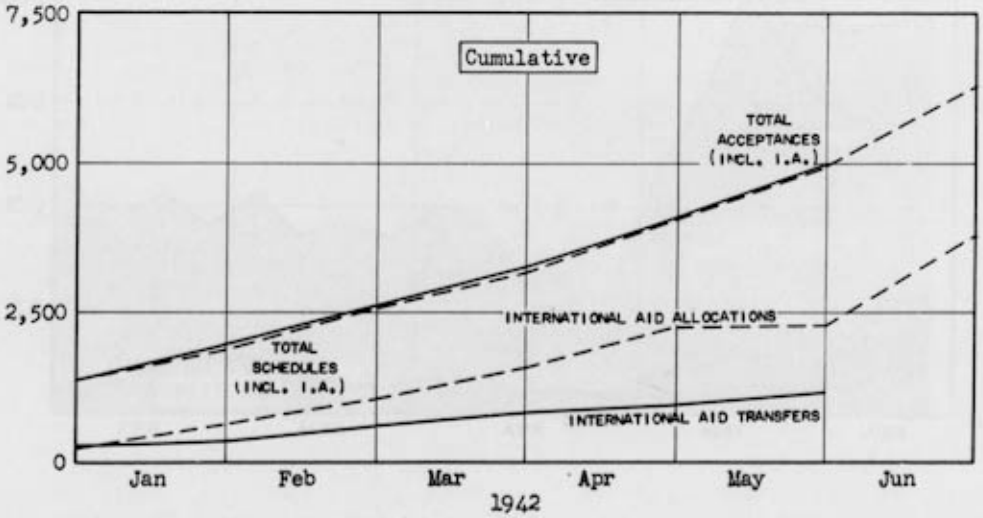

EDITORIAL COMMENT ON OUR MILITARY EFFORT - Tallied from a uniform list of newspapers in large cities of the 12 F. R. Districts by weeks ended each Wednesday.

Source of Information: Statistical Service, June 17, 1942

Gasoline shortages are facts to people in the Eastern states while shortages of tires and automobiles are still mostly prospective worries. The line in the diagram reflecting editorial concern about these matters turned sharply upward when announcement was made of gasoline rationing. It flattened out and even dipped a little in recent weeks, but now it has moved upward once more.
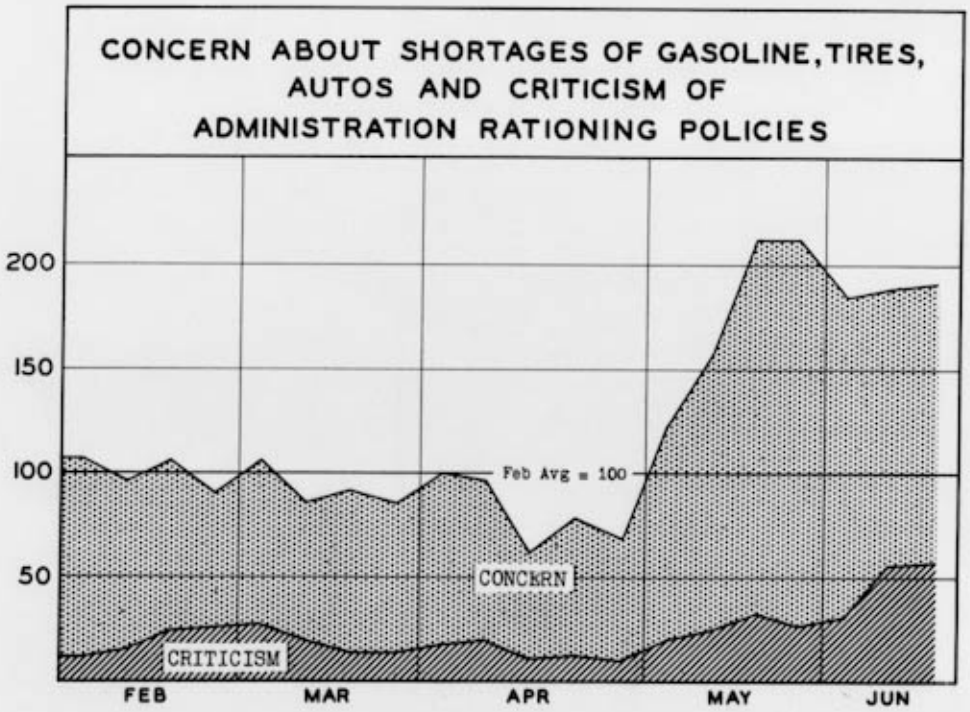
Meanwhile, the line near the base of the diagram reflecting criticism of the Administration policy about these matters has also turned upward. This lower line shows the proportion of the comments that direct criticism at the Administration. It is still moving at rather low levels, but it is over three times as high as it was a little more than a month ago.