Lend Lea

CONTINUED

CONFIDENTIAL

REPORT TO THE PRESIDENT ON LEND-LEASE PROGRESS

AS OF MARCH 31, 1943

Office of Lend-Lease Administration

DECLASSIFIED
State Dept. Letter, 1-11-72
By J. Schaubie Date FEB 2 1972

CONFIDENTIAL

SUMMARY OF LEND-LEASE PROGRESS

1. Lend-lease goods transferred and services rendered in the month of March amounted to $688,000,000.

2. Exports of lend-lease goods in March were the largest for any month on record. The break-down of exports, by country of destination, was as follows:

United Kingdom	42%
U.S.S.R.	26
Africa and Middle East	15
China, India, Australia and New Zealand	9
Other Countries	8
Total	100%

3. Lend-lease aid in the first quarter of this year was equivalent to 11.2% of total war expenditures in that period. The ratio for the entire period since the war began to the end of March was 12.4%.

4. In the last six months, a period when the needs of our own armed forces were rapidly expanding, we transferred to our allies under lend-lease, munitions valued at $2,438,000,000. In the same period transfers of industrial items amounted to $969,000,000 and foodstuffs and other agricultural products to $533,000,000.

DECLASSIFIED
State Dept. Letter, 1-11-72
By J. Schauble Date FEB 2 1972

VALUE OF LEND-LEASE FOOD EXPORTS

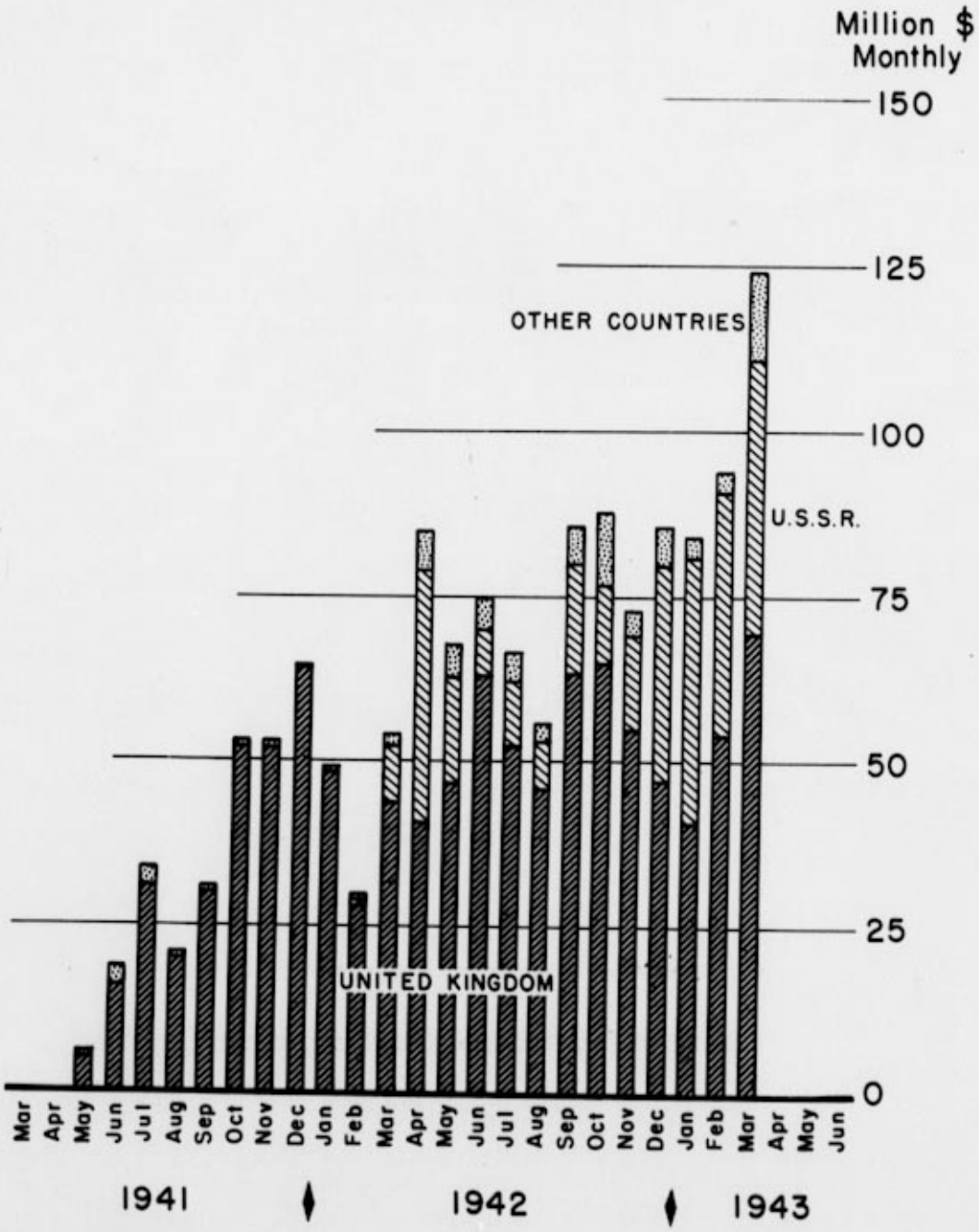

WAR FOOD ADMINISTRATION

WASHINGTON

OFFICE OF THE ADMINISTRATOR

C.F. Lend Lease

~~SECRET AND CONFIDENTIAL~~

REGRADED UNCLASSIFIED

October 22, 1943

file

The President
The White House

Dear Mr. President:

Preliminary figures indicate that deliveries of agricultural commodities to the USSR for the month of September totaled approximately 131,000 net long tons. This is an increase of approximately 17,000 net long tons over the August deliveries. It is also the largest delivery of agricultural commodities to the USSR in any one month since the beginning of the program.

It will be noted from the table set forth below that greater emphasis was placed in September on the delivery of higher priority items than during the month of August.

Commodities	Delivered in September	Delivered in August
Animal Fats and Fat Cuts	16,244 long tons	5,491 long tons
Butter	11,195 long tons	958 long tons
Canned Meat	25,405 long tons	17,314 long tons

The greatly increased deliveries of animal fats, fat cuts and butter are in keeping with the plan to take all of the fiscal year's program of these items during the cool weather months.

In contrast to these increased deliveries, a sharp decrease in delivery of bulk products is noticeable. Delivery figures for August show 18,762 tons of wheat and flour and 12,718 tons of rice, cereals, and legumes, delivered to the USSR, while delivery figures for September show that 2,696 tons of wheat and flour, and 8,692 tons of rice, cereal, and legumes were delivered. This reduction of 20,094 tons of bulk products delivered served to allow space for the delivery of higher priority items.

The total projection for October is 160,485 long tons of agricultural commodities. The October program indicates a continued emphasis on butter, canned meat, animal fats, fat cuts and vegetable oil with requested shipments of 6,500 tons of butter, 16,350 tons of animal fats and fat cuts, 25,525 tons of canned meat and 10,725 tons of vegetable oil.

Respectfully,

Marvin Jones

Administrator

x1-HH.

x220
x4193
x892

Attachment

WAR FOOD ADMINISTRATION

WASHINGTON

OFFICE OF THE ADMINISTRATOR

~~SECRET AND CONFIDENTIAL~~

USSR FOOD PROGRAM

PRELIMINARY FIGURES ON DELIVERIES FOR MONTH OF SEPTEMBER, 1943

I. PROTOCOL

Commodity	Quantity (Net Long Tons)
Wheat and Flour	2696.3
Rice, Cereals, and Legumes	8690.2
Sugar	25035.7
Canned Meat	25405.5
Cured and Smoked Meat	1102.6
Butter	11195.0
Lard, Animal Fats and Fat Cuts	16244.1
Vegetable Oil	28158.7
Powdered Milk	1565.5
Dried Eggs	2261.6
Canned Milk	1947.9
Dehydrated and Concentrated Soups, Vegetables & Cereals	686.0
Cheese	700.4
Concentrated Juices	900.3
II. OTHER FOODS	4711.1
TOTAL	131300.9

REGRADED
UNCLASSIFIED

SECRET

PSF

C.F.

Lend Lease

FOREIGN ECONOMIC ADMINISTRATION
OFFICE OF LEND-LEASE ADMINISTRATION
FIVE-FIFTEEN 22d STREET NW.
WASHINGTON, D. C.

file

THE WHITE HOUSE
OCT 25 9 04 AM '43
RECEIVED

October 23, 1943

MEMORANDUM

To: The President

From: Bernhard Knollenberg
Acting Lend-Lease Administrator

Subject: Report to the President

In accordance with your standing instructions that we inform you monthly as to the status of the lend-lease program, I am transmitting herewith the usual high spot report of operations to the end of September 1943.

Bernhard Knollenberg
x

x4193
x4559

DECLASSIFIED
State Dept. Letter, 1-11-72
By J. Schanlo Date FEB 2 1972

FOR VICTORY BUY UNITED STATES WAR BONDS AND STAMPS

SECRET

REPORT TO THE PRESIDENT ON LEND-LEASE PROGRESS

AS OF SEPTEMBER 30, 1943

Office of Lend-Lease Administration

DECLASSIFIED
State Dept. Letter, 1-13-78
By J. Schaublo Date FEB 2 1972

SUMMARY OF LEND-LEASE PROGRESS

1. Lend-lease aid in September amounted to $1,197,000,000.

2. In each of the last four months the amount of aid has exceeded a billion dollars. Aid in these four months has been as great as in the first 17 months of the lend-lease program.

3. Total aid to the end of September amounted to $16,431,000,000. Munitions accounted for 52.1% of the total, industrial items for 20.6%, foodstuffs and other agricultural products for 13.3% and services rendered for 14.0%.

4. A new high point in lend-lease exports to the U.S.S.R. was reached in August. Although complete figures on exports to all countries in September are not yet available, statistics for the U.S.S.R. indicate that more goods were sent to that country in September than in any previous month.

5. Most of the increase in lend-lease exports this year over last has been due to a sharp rise in exports of munitions. Munitions shipments in the last two months were more than two and one-half times as large as in the corresponding months of last year. (See chart on second following page.)

October 22, 1943

LEND-LEASE AID

MILLIONS OF DOLLARS

	Monthly			Cumulative to Sept. 30, 1943
	Sept. 1943	Aug. 1943	Sept. 1942	
Goods Transferred:				
Munitions	774	872	394	8,571
Industrial Items	254	152	129	3,384
Foodstuffs, etc.	93	90	21	2,182
Total Transfers	1,121	1,114	544	14,137
Services Rendered	76	147	99	2,294
Total Aid	1,197	1,261	643	16,431

LEND-LEASE EXPORTS

MILLIONS OF DOLLARS

	Monthly			Cumulative to Aug. 31, 1943
	Aug. 1943	July 1943	Aug. 1942	
United Kingdom	370	392	146	5,227
U.S.S.R.	313	230	148	2,983
Africa, Middle East and Mediterranean Area	127	165	55	1,657
China, India, Australia and New Zealand	113	147	56	1,394
Other Areas	66	87	17	638
Total Exports	989	1,021	422	11,899

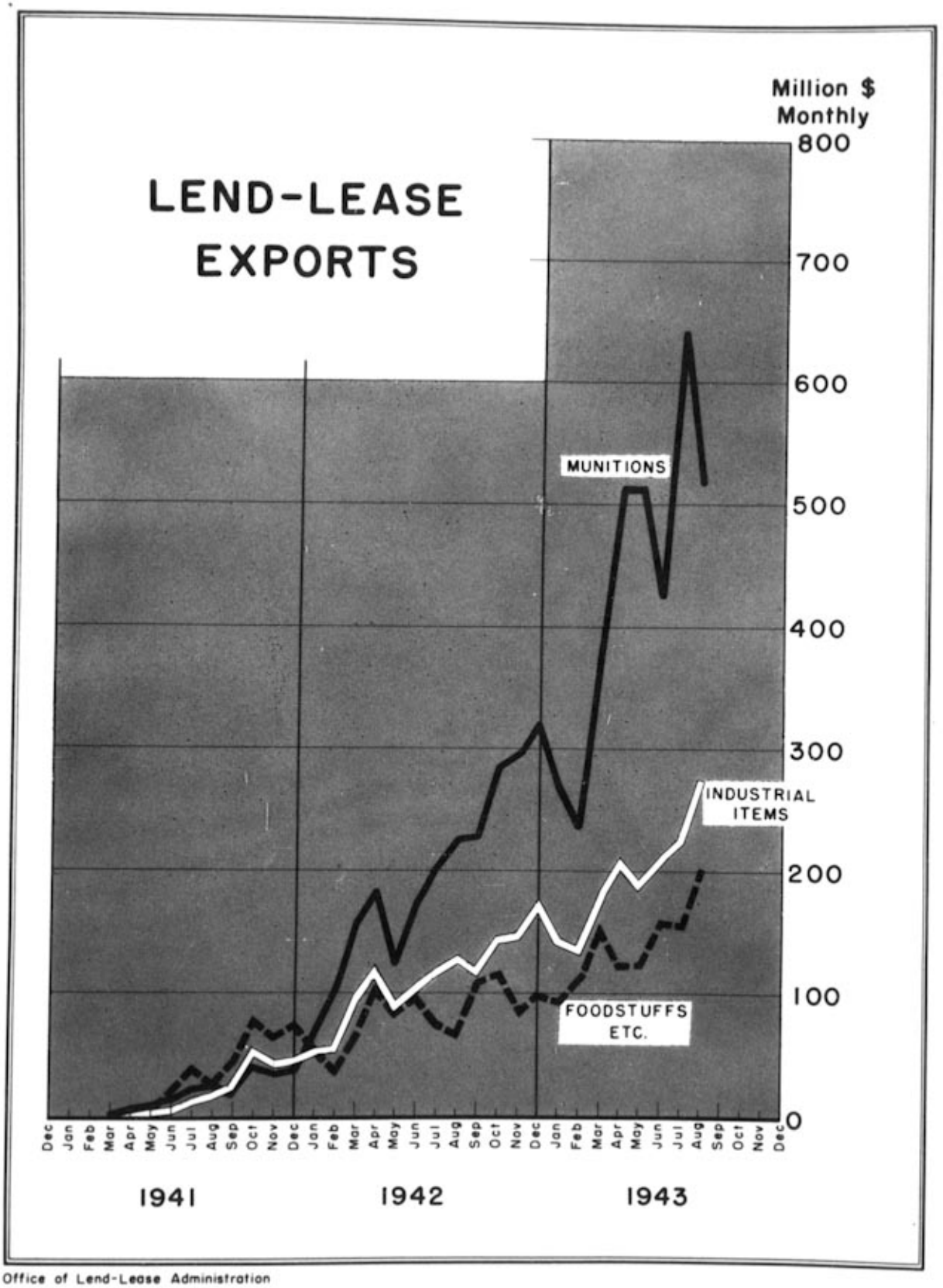

Office of Lend-Lease Administration

~~SECRET~~

FOREIGN ECONOMIC ADMINISTRATION
OFFICE OF LEND-LEASE ADMINISTRATION
FIVE-FIFTEEN 22d STREET NW.
WASHINGTON, D. C.

file PSF
C.F. Lend Lease

October 30, 1943

MEMORANDUM

To: The President

From: Bernhard Knollenberg
Executive Advisor

Subject: Status of the Soviet Aid Program

I am transmitting herewith the secret report on the status of the Soviet Aid Program, as of September 30, 1943.

This report summarizes the aid furnished to the Soviet Union in the period covered by the First and Second Protocols and the first three months under the Third Protocol.

Bernhard Knollenberg.

X220
x 4559
x 4193

Attachment

DECLASSIFIED
State Dept. Letter, 1-11-71
By J. Schauble Date FEB 2 1972

~~SECRET~~

STATUS OF THE SOVIET AID PROGRAM
AS OF SEPT. 30, 1943

DECLASSIFIED
State Dept. Letter, 1-11-72
By J. Schauble Date FEB 2 1972

x5430

Foreign Economic Administration
~~Office of Lend-Lease Administration~~
Washington, D. C.

PERFORMANCE DURING SEPTEMBER 1943

Cargo shipped from U.S. and Canadian ports during September totaled 510,000 gross long tons, representing 134% of the average U. S. monthly shipping commitment under the Third Protocol and the largest quantity shipped in any month since the beginning of the program, October 1, 1941. Of the total, 312,000 gross long tons were destined for the Soviet Far East and 198,000 gross long tons for the Persian Corridor.

Total shipments during the first three months of the Third Protocol period have amounted to 1,314,300 gross long tons - 115% of protocol schedule.

Cargo shipped during September is summarized as follows:

	Gross Long Tons	Percent
U.S. Supplies		
Trucks and other vehicles	52,800	10%
Ferrous and non-ferrous metals	91,600	18
Chemicals and explosives	45,000	9
Petroleum products	46,200	9
Industrial equipment	53,700	11
Food	147,600	29
Other	59,900	12
Canadian Supplies	12,500	2
British Supplies from U.S. Ports	700	-
TOTAL	510,000	100

Shipments during October are expected to fall to 400,000 gross long tons.

A total of 401 aircraft departed for the U.S.S.R. during the month: 225 from Fairbanks over the Alaskan-Siberian ferry route, 27 from Miami over the South Atlantic ferry route and 149 from ports on vessels bound for the Persian Gulf.

Since October 1, 1941, a total of 6,499 U.S. manufactured aircraft have left the United States for the U.S.S.R.

DECLASSIFIED
State Dept. Letter, 1-11-72
By J. Schauble Date FEB 2 1972

Foreign Economic Administration

October 27, 1943

DECLASSIFIED
State Dept. Letter, 1-11-72
By J. Schauble Date FEB 2 1972

~~SECRET~~

SHIPMENTS TO U.S.S.R.

SHIPMENTS, ARRIVALS AND LOSSES

CUMULATIVE IN MILLIONS OF GROSS LONG TONS

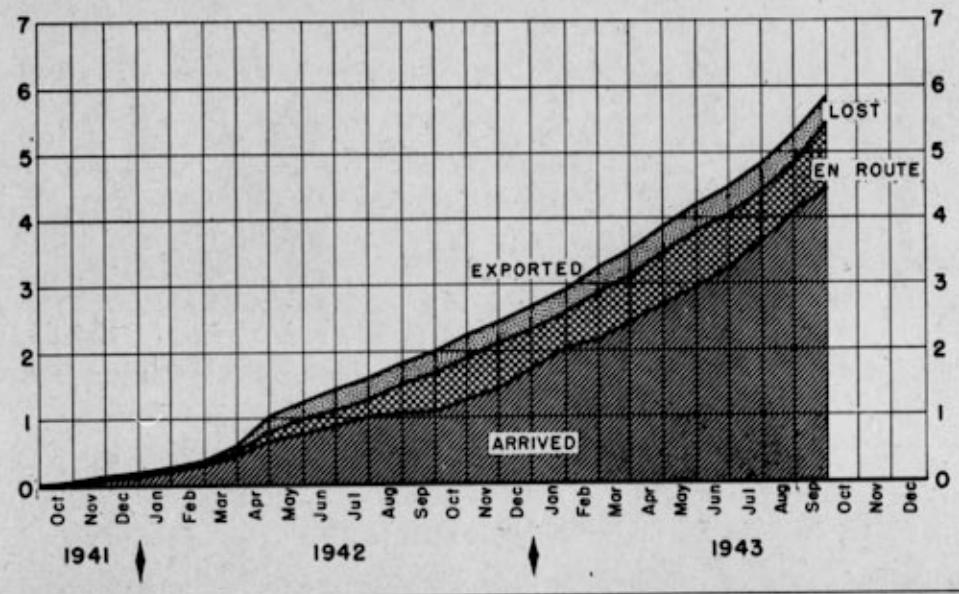

NUMBER OF SHIPS SAILING EACH MONTH

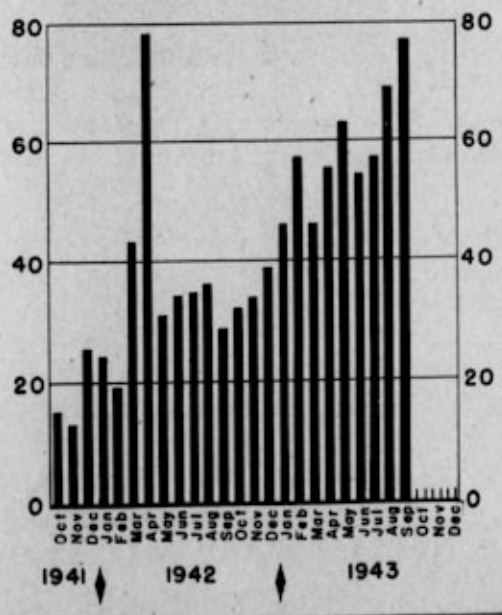

THIRD PROTOCOL CLEARANCES FROM U.S. PORTS

CUMULATIVE IN MILLIONS OF GROSS LONG TONS

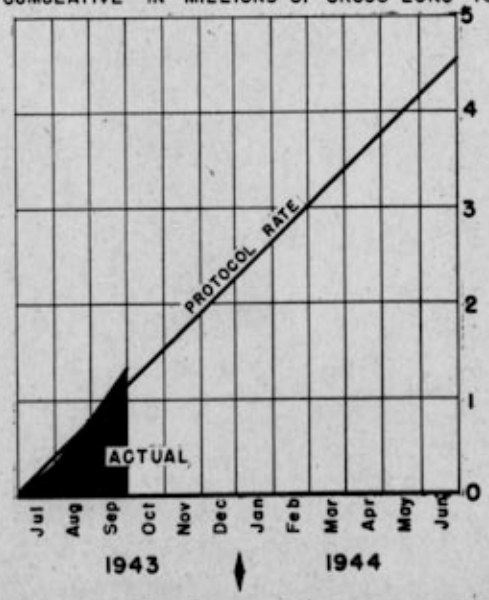

Foreign Economic Administration

DECLASSIFIED
State Dept. Letter, 1-11-72
By J. Schaubie Date FEB 2 1972 ~~SECRET~~

EXPORTS AND AVAILABILITY OF SELECTED ITEMS

CUMULATIVE SINCE OCTOBER 1, 1941

Exported → Lost En Route / Arrived

Quantity made available at U.S. centers of production

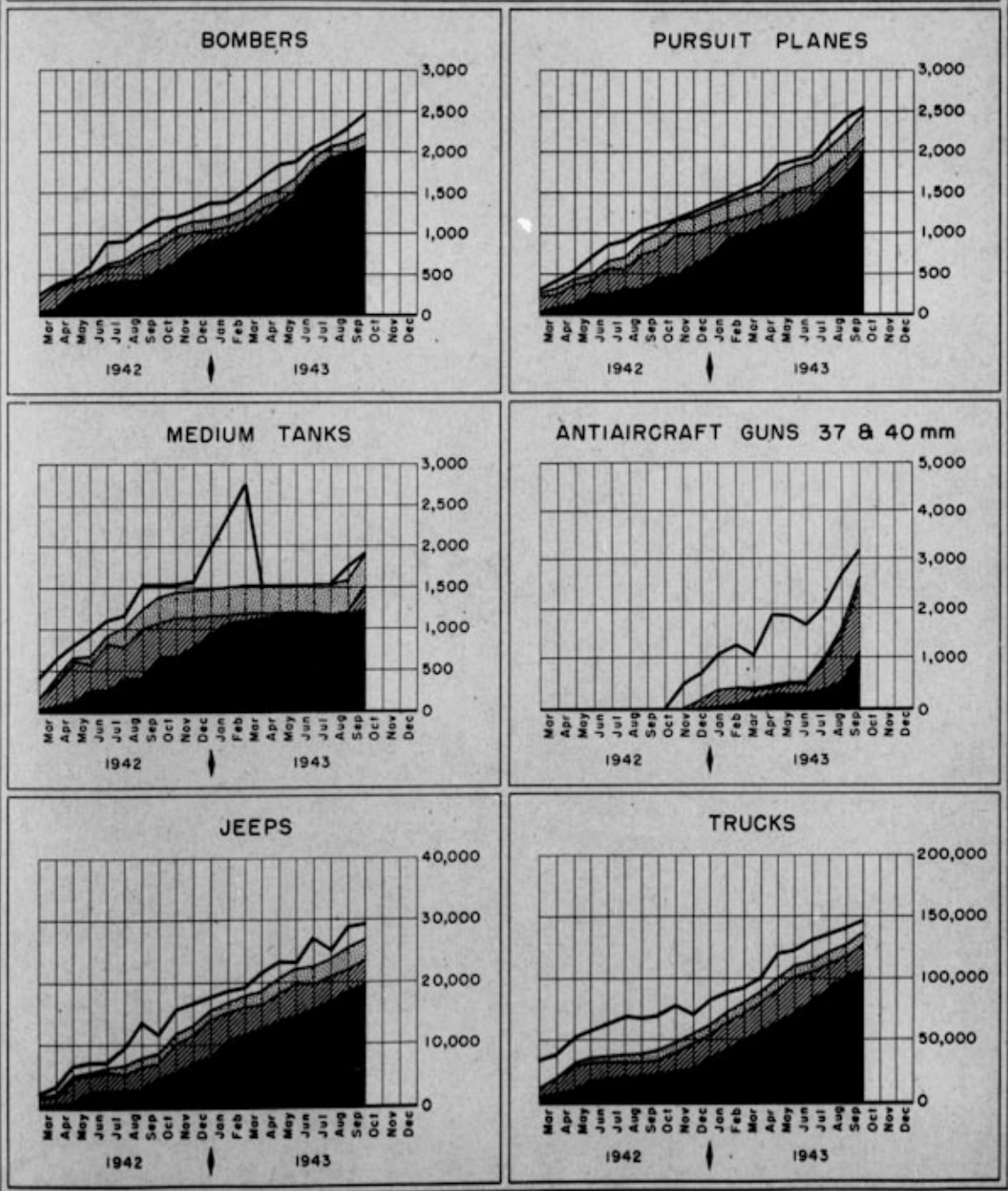

Foreign Economic Administration

DECLASSIFIED
State Dept. Letter, 1-11-72
By J. Schauble Date FEB 2 1972

SECRET

EXPORTS AND AVAILABILITY OF SELECTED ITEMS

CUMULATIVE SINCE OCTOBER 1, 1941

FIELD TELEPHONES

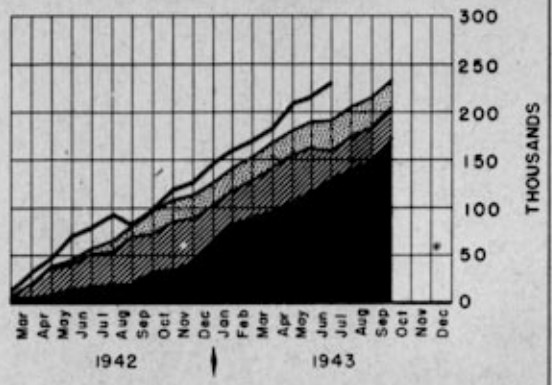

ARMY BOOTS

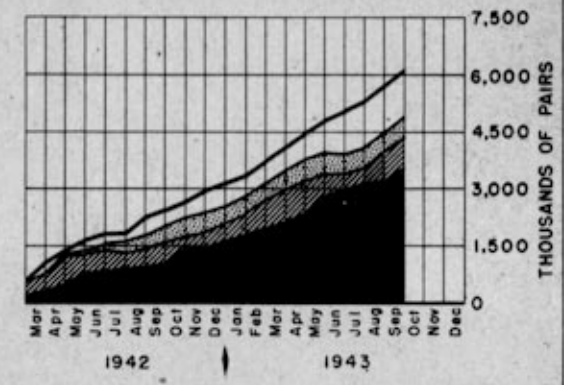

STEEL AND STEEL PRODUCTS

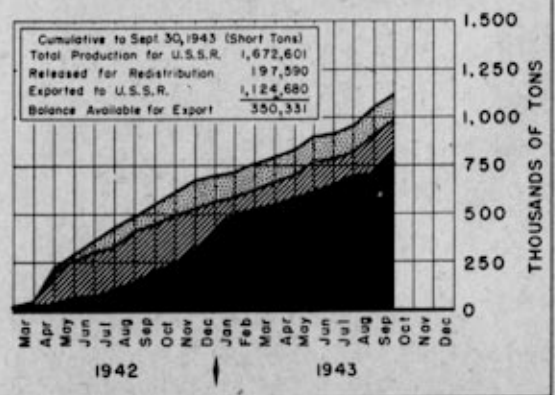

ALUMINUM AND DURALUMINUM

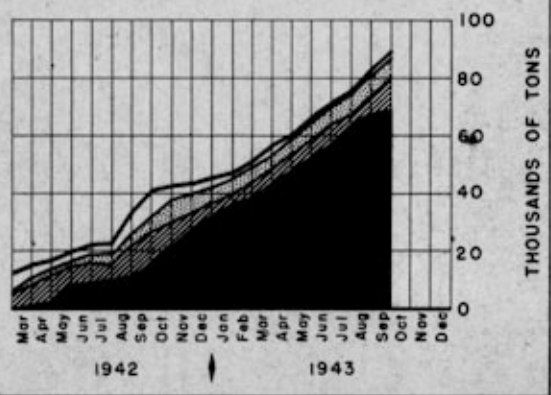

CHEMICALS AND EXPLOSIVES

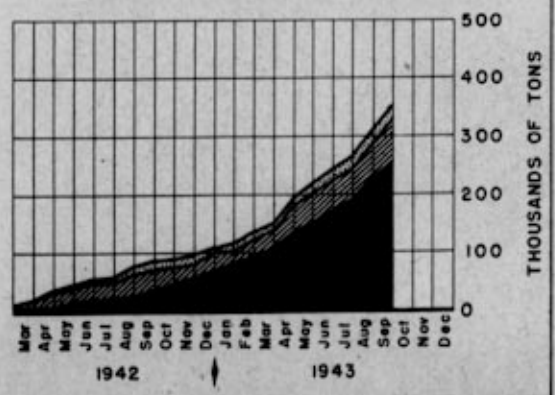

FOODS

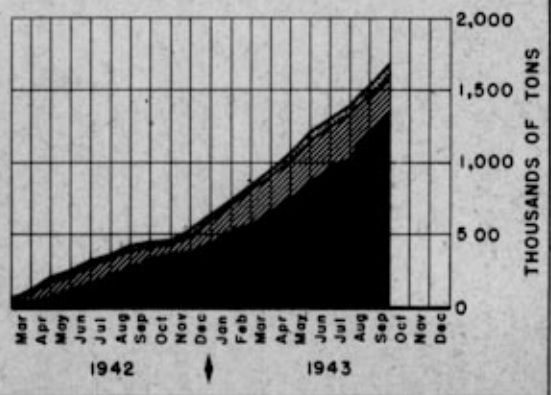

Foreign Economic Administration

EXPORTS AND AVAILABILITY

As of September 30, 1943

Ref.	Item	Third Protocol Performance July 1, 1943 to Sept. 30, 1943: Made Available a/	Third Protocol Performance July 1, 1943 to Sept. 30, 1943: Offered to be made Available b/	Exported: During Sept. 1943	Exported: During Third Protocol Period 7/1/43 to 9/30/43	Cumulative Performance - 1st, 2nd and 3rd Protocols October 1, 1941 to September 30, 1943: Made Available a/	Exported	Arrived d/	Lost	Diverted to Others After Export e/	In U. K. Awaiting Forwarding g/	Balance En Route Sept. 30 1943 g/
	Military Items											
	Aircraft f/											
I 1A	Pursuit Planes	598	600	256	633	2,545g/	2,495g/	1,998	302	1	0	194
I 1B	Light Bombers	336	300	68	222	2,157	1,963	1,767	161	(41h/) 1	0	34
I 1C	Medium Bombers	87	75	29	59	307	265	260	5	0	0	0
I 1D	Heavy Bombers	0	0	0	0	1	1	1	0	0	0	0
I 1E	Cargo Planes	60	60	0	33	140	119	119	0	0	0	0
I 1F	Advanced Trainers	0	0	0	0	30	30	27	0	0	3	0
I 1G	Observation Planes	0	0	0	0	30	30	19	11	0	0	0
	For United Kingdom Account (Under reciprocal agreements)											
	Pursuit Planes	439	450	48	424	1,589	1,438i/	1,389	48	0	0	1
	Reimbursement Account (Under reciprocal agreement)											
	Pursuit Planes	0	0	0	0	179	176	176	0	0	0	0
	Tanks f/											
I 2A	Light Tanks	0	0	0	0	1,680	1,680	1,237	443	0	0	0
I 2B	Medium Tanks	374	500	297	351	1,910	1,887	1,214	362	0	0	311
I 2C	Tank Destroyers	0	0	0	0	2	2	2	0	0	0	0
	Guns f/											
I 3A	AA 90 mm.	40	0	44	60	148	148	72	8	0	20	48
I 4A	AA 40 mm.	1,548	0	962	2,062	2,723	2,137	816	132	0	0	1,189
I 4B	AA 37 mm.	0	0	0	0	508	424	308	16	0	68	32
I 4C	AA 50 Cal.	0	0	225	525	1,400	1,325	400	0	0	400	525
I 5B	AT 37 mm.	0	0	0	0	63	63	35	28	0	0	0
I 6A	Submachine Guns 45 Cal.	0	0	0	0	132,783	132,783	109,593	23,190	0	0	0
I 6B	Rocket Launchers	0	0	0	0	3,000	3,000	3,000	0	0	0	0
I 6C	Mortars .81 mm.	0	0	0	0	30	30	30	0	0	0	0
I 6D	Pistols and Revolvers	500	0	0	6,500	7,000	6,500	5,500	0	0	0	1,000
	Trucks f/											
I 10A	Cargo and Weapon Carriers (3/4 ton)	1,200	-	90	246	5,408	4,894	4,206	0	598	0	90
I 10B	Trucks (1½ ton)	11,354	-	6,468	14,306	70,212	68,537	50,313	5,794	1,826	1,446	9,158
I 10C	Trucks (2½ ton)	11,940	-	3,454	8,727	71,482	64,191	51,635	3,976	704	3,418	4,458
I 10D	Trucks (5 ton and over)	0	-	0	0	54	54	54	0	0	0	0
I 10E	Tank Transporters (20 & 40 ton)	140	-	44	64	260	140	76	16	0	0	48
	Total Trucks	24,634	30,000	10,056	23,343	147,446	137,816	106,284	9,786	3,128	4,864	13,754
	Other Vehicles f/											
I 9A	Armored Scout Cars	700	(4,500j/)	164	208	1,614	1,122	790	168	0	0	164
I 9B	Jeeps (¼ ton 4x4)	5,000	6,000	1,612	4,594	29,254	27,044	19,608	3,434	1,378	0	2,624
I 9C	Personnel Carriers (½ track)	40	150	12	12	569	341	280	49	0	0	12
I 9E	Cargo Carriers (½ track)	2	0	0	2	2	2	2	0	0	0	0
I 17	Motorcycles	2,572	3,000	976	2,988	15,372	14,388	10,188	1,464	1,100	0	1,636
I 18	Military Tractors	765	600	220	589	2,656	2,480	1,818	205	0	155	302
I 10F	Tank Recovery Units	*	0	10	17	*	17	0	0	0	0	17
I 34	Field Repair Trucks	*	0	144	260	*	564	400	3	0	0	161
	Signal Equipment f/											
I 20A	Radio Stations (over 1 KW)	10	0	*	*	*	*					
I 20B	Radio Stations (1 KW and under)	1,011	(200k/) 3,950	885	2,938	*	*					
I 20C	Radio Receivers	10	0	0	364	*	*					
I 26	Radio Beacons	25	0	*	*	*	*					
I 27	Radio Direction Finding Sets	0	0	13	23	*	*					
I 32	Radio Parts & Accessories ($1000)	} 218	} 750	*	*	*	*					
I 28	Radio Measuring & Test Equip. ($1000)			*	*	*	*					
I 23	Radio Tubes (1000 units)	91	588	*	*	*	*					
I 11	Field Telephones	19,136	25,000	19,951	47,002	*	235,293	172,494	30,648	600	11,600	19,951
I 12	Field Telephone Wire (miles)	200,662	75,000	35,440	64,644	*	742,998	565,420	126,258	0	12,604	38,716
I 24	Gas Driven Generators (field)	0	1,500	1,911	2,808	*	13,871	11,533	103	0	0	2,235
I 31A	Dry Cells for Radios	*	0	21,100	21,600	*	60,568	39,468	0	0	0	21,100
I 31B	Flashlights with Dry Cells	*	0	10,000	30,000	*	55,000	45,000	0	0	0	10,000
	Explosives											
I 14A	Smokeless Powder (tons)	22,753	} 17,800	8,415	29,516	70,174	68,114	40,232	4,439	0	5,369	18,074
I 14B	Nitroglycerine Powder (tons)	0		0	0	0	0	0	0	0	0	0
I 13B	T.N.T. (tons)	2,050	6,720	10,032	16,985	59,412	50,854	30,392	3,649	250	2,452	14,111
II 61A2	Dynamite (Ammonite) (tons)	8,051	l/	1,126	1,540	17,879	7,851	6,725	0	0	0	1,126
	Total Explosives (tons)	32,854	-	19,573	48,041	147,465	126,819	77,349	8,088	250	7,821	33,311
	Other Military Items											
I 35	Pneumatic Floats	0	0	0	0	3,000	3,000	2,398	552	0	50	0
I 35C	Barbed Wire Cutters ($1000)		0	95	138		438	343	0	0	0	95
I 35E	Smoke Pots		0	31,896	81,924		86,924	5,000	5,000	0	0	81,924
	Quartermaster Items											
II 71A	Leather (tons)	3,170	4,500	1,642	3,314	32,427	27,009	19,599	4,615	774	0	2,021
II 72A	Army Boots (1000 pr)	986	900	392	896	6,053	4,878	3,530	555	0	256	537
II 72B	Ski Boots (1000 pr)	7	0	36	43	132	100	60	0	0	4	36
II 71B	Leather Belts (1000 units)	167	0	*	*	1,547	*					
II 71C	Leather Jackets (1000 units)	20	0	*	*	160	*					
II 73A	Woolen Cloth (1000 yds)	2,708	4,500	2,982	5,872	22,173	14,448	9,281	943	0	1,089	3,135
II 73B	Cotton Cloth (1000 yds)	11,400	(1,045l/) 6,250	*	*	98,113	*					
II 75	Webbing (1000 yds)	11,094	(6,000l/) 1,500	223	323	54,744	22,010	17,470	2,207	0	2,027	306
II 76	Tarpaulin & Duck (1000 yds)	696	750	*	*	8,676	*					
II 73C	Other QM. Textiles ($1000)	953	0	376	746	4,358	1,797	1,171	169	0	3	454
II 73D	QM Apparel ($1000)	80	0	304	823	4,825	3,568	2,266	47	0	896	359
	Medical Supplies											
V	Drugs, Instruments, Equip. ($1000)	2,600	3,000	*	*	22,417**	*					

Notes: All tons are 2,000 lbs. net weight.

* Data not available

** Estimated

a/ From production or assignments in addition to quantities made available but not exported at end of Second Protocol period and after deductions of quantities repossessed or diverted before export.

b/ Offerings selected by U.S.S.R. remain in excess of the total of shipping commitments and reasonable stocks. Production control provisions of the protocol are being exercised and will reduce production below offerings in many instances. Offerings for which no monthly schedules are quoted in the protocol have been computed on the basis of proportional time elapsed.

c/ From production or assignments after deductions of quantities repossessed or diverted before export.

d/ Includes shipments for clearance through Persian corridor reported arrived in Persian Gulf.

e/ 1943 discharge in U.K. considered as awaiting forwarding where specific information has not yet been tabulated.

f/ Spare parts and other equipment supplied in accordance with or in excess of U.S. standards.

g/ Does not include 59 fighters exported prior to Oct. 1, 1941.

h/ 41 U.S. planes diverted by U.S.S.R. to British after arrival in Middle East.

i/ Does not include U.S. manufactured aircraft supplied for use in U.K. and retransferred by U.K. to U.S.S.R.

j/ Reoffering of quantities undelivered under Second Protocol.

k/ Separate offering under study.

DECLASSIFIED
State Dept. Letter, 1-11-78
By J. Schmidt, Date

Ref.	Item	Third Protocol Performance July 1, 1943 to Sept. 30, 1943: Made Available a/	Third Protocol Performance July 1, 1943 to Sept. 30, 1943: Offered to be Made Available b/	Exported During Sept. 1943	Exported During Third Protocol Period 7/1/43 to 9/30/43	Cumulative Performance - 1st, 2nd and 3rd Protocols October 1, 1941 to September 30, 1943: Made Available a/	Exported	Arrived d/	Lost	Diverted to Others After Export e/	In U. K. Awaiting Forwarding g/	Balance En Route Sept. 30 1943 h/
	Materials											
	Non-Ferrous Metals											
II 3	Aluminum Ingot (tons)	13,266	8,940	4,687	13,005	51,281	51,086	39,309	4,532	0	0	7,245
II 3A	Duralumin (tons)	4,177		1,965	3,885	37,302	36,333	29,735	2,392	0	14	4,192
II 4A	Pig Nickel (tons)	787	900	581	998	5,509	5,492	3,952	828	0	0	712
II 4B	Monel Metal Scrap (tons)	77	h/	0	75	77	75	0	0	0	0	75
II 4C	Basic Products of Nickel (tons)	4	Ba. c/	0	0	111	108	94	14	0	0	0
II 5	Molybdenum Concentrates (tons)	692	1,000	692	692	9,057	9,057	6,935	1,430	0	0	692
II 6	Copper, Electrolytic (tons)	0	j/	25	142	1,146	1,144	1,119	0	0	0	25
II 7	Brass, Bronze, etc. (tons)	16,028	26,880	10,783	18,841	168,951	151,972	117,920	13,997	0	5,209	14,846
II 11	Copper Tubes, etc. (tons)	2,594	3,750	1,571	2,630	20,724	16,972	13,640	1,193	35	283	1,821
II 8	Magnesium Metal (tons)	772	1,008	200	1,148	2,789	2,665	1,892	0	0	0	773
II 9	Zinc, slabs (tons)	4,920	3,360	560	4,991	44,251	44,251	41,368	2,323	0	0	560
II 29	Special Non-ferrous Wires (tons)	18	67	9	56	408	320	309	2	0	0	9
II 30A	Nichrome Wire & Strip (tons)	170	135	26	71	898	782	637	92	0	0	53
II 30B	Basic Products of Nichrome (tons)	13		0	62	508	490	465	0	0	25	0
II 49	Mercury (tons)	0	j/	0	28	895	894	894	0	0	0	0
II 58	Cerium Metal (tons)	0	j/	0	3	18	17	17	0	0	0	0
II 61A13	Metallic Sodium (tons)	0	j/	0	0	1,103	1,103	827	258	0	18	0
II 88	Manganese Metal (tons)	0	j/	0	11	11	11	11	0	0	0	0
II 89	Lead (tons)	0	j/	34	34	43	43	9	0	0	0	34
II 90	Tin (tons)	0	j/	0	8	10	10	10	0	0	0	0
II 91	Aluminum, Tin, & Nickel Foils (tons)	20	j/	0	0	170	150	146	4	0	0	0
II 92	Babbit Metal (tons)	0	j/	0	5	106	106	86	20	0	0	0
II 93	Cadmium (tons)	0	0	0	0	201	201	201	0	0	0	0
II 94	Cobalt (tons)	40	20	13	26	208	172	146	0	0	0	26
	Total Non-Ferrous Metals (tons)	43,578	46,060	21,146	46,711	345,777	323,460	259,728	27,085	35	5,549	31,063
II 35B	Misc. Non-Ferrous Metals and Products ($1000)	2	j/	1	2	12	12	11	0	0	0	1
	Copper Cable and Wire											
II 1	Marine Cable (miles)	58	186	49	102	1,339	998	719	127	0	92	60
II 2	Submarine Cable (miles)	74	91	0	255	839	833	690	31	0	0	112
II 74	Other Insulated Cables ($1000)	8,595	(3,000 Am. j/)	1,704	2,431	32,260	12,361	9,263	218	0	866	2,014
II 74A	Bare Copper Cables & Wire ($1000)	5	(5,000 S.T. j/)	24	181	1,305	1,156	1,044	0	0	80	32
	Ferro-Alloys											
II 12	Ferro-Silicon (tons)	0	-	900	1,859	8,246	5,816	2,888	1,049	0	28	1,851
II 13	Ferro-Chrome (tons)	0	-	299	379	4,113	2,364	1,571	494	0	0	299
II 85	Ferro-Phosphorus (tons)	0	-	0	0	4	4	4	0	0	0	0
II 86	Ferro-Vanadium (tons)	0	-	0	0	2	2	2	0	0	0	0
II 87	Ferro-Tungsten (tons)	0	-	0	0	2	2	2	0	0	0	0
II 87A	Ferro-Molybdenum (tons)	0	-	0	0	0	0	0	0	0	0	0
	Total Ferro-Alloys (tons)	0	3,696	1,199	2,238	12,367	8,188	4,467	1,543	0	28	2,150
	Ferrous Metals and Products											
II 10	Bimetal (tons)	526		1,531	4,435	19,817	9,976	7,524	60	0	288	2,104
II 14	Armor Plate (tons)	0		0	0	8,951	8,951	5,787	2,852	267	0	45
II 16	Polished Drill Rods (tons)	56		9	67	313	257	204	2	0	10	41
II 17	High Speed Tool Steel (tons)	1,513		303	519	6,483	5,461	4,671	386	0	83	321
II 18	Tool Steel (tons)	2,852		771	1,913	17,741	14,950	12,582	883	25	447	1,013
II 19	Cold Finished Bars (tons)	9,987x/		4,199	11,301	115,783x/	81,689	66,431	6,433	280	3,024	5,521
II 20	H.R. Aircraft Steel (tons)	11,436x/		5,667	25,651	124,972x/	87,066	75,616	1,375	0	657	9,418
II 21	Cr. Si. Mn. Billets (tons)	(-)4,141x/		3	3	84,064x/	79,343	65,959	9,081	431	3,214	658
II 22	Cold Rolled Sheets (tons)	0x/		270	304	85,742x/	81,147	48,782	29,653	1,709	699	304
II 22A	Cold Rolled Strip	(-)26,932x/		539	753	75,782x/	65,289	51,191	11,266	797	1,089	946
II 23	Stainless Steel (tons)	820		322	1,265	6,334	5,001	4,361	70	0	1	569
II 24	Tinplate (tons)	11,825		1,448	2,354	90,787	78,046	62,060	10,602	970	1,902	2,512
II 25	Steel Wire (tons)	(-)28,144x/		1,884	5,091	84,791x/	60,849	50,905	5,052	672	968	3,252
II 26	Wire Rope (tons)	3,098x/		1,122	2,849	28,669x/	17,749	15,153	789	0	344	1,463
II 27	Steel Alloy Tubes (tons)	4,713		732	4,013	26,366	11,904	10,126	52	0	105	1,621
II 28	Stainless Steel Wire (tons)	87		2	130	2,504	2,319	2,144	94	13	44	24
II 31	Barbed Wire and Staples (tons)	(-)6,583x/		67	67	48,855x/	45,832	34,705	10,538	203	99	287
II 32	Pipe and Tubing (tons)	9,420x/		7,163	15,362	133,808x/	75,985	50,191	15,862	1,571	288	8,073
II 33	H.R. Sheets and Plates (tons)	8,519x/		10,234	27,428	184,740x/	139,011	97,695	18,642	1,533	4,383	16,758
II 34	Bolts, Nuts, Rivets, etc. (tons)	438		741	1,998	10,563	5,929	5,078	1	0	0	850
II 35D	Aircraft Finding Mats (tons)	7,882		0	7,882	7,882	7,882	7,882	0	0	0	0
II 101	R.R. Rails and Access. (tons)	75,054		29,242	84,165	227,781	195,242	121,585	20,474	1,421	618	51,144
II 102	Mounted Sets, Wheels and Axles (tons)	358		6,064	6,739	23,871	8,861	1,689	90	0	911	6,171
II 103	Car Axles (tons)	0		316	1,269	35,551	20,955	15,018	927	0	4,050	960
II 104	Locomotives & Car Wheel Tires (tons)	541		2,061	4,373	13,540	9,957	6,405	53	0	484	3,015
II 105	Rolled Steel Car Wheels (tons)	0		1,399	2,931	8,766	4,765	2,253	0	0	512	2,000
II 107	Locomotive Axles (tons)	0		0	0	255	42	42	0	0	0	0
II 108	Electric Locomotive Axles (tons)	0		0	0	300	222	222	0	0	0	0
	Total Steel	83,325	125,000	76,089	212,862	1,475,011	1,124,680	826,261	145,237	9,892	24,220	119,070

Note: y/ The following released for redistribution to others have been deducted from the above amounts made available:

		7/1/43 to 9/30/43	10/1/41 to 9/30/43			7/1/43 to 9/30/43	10/1/41 to 9/30/43
II-19	Cold Finished Bars	1,030	1,041	II-25	Steel Wire	31,130	31,130
II-20	H.R. Aircraft Steel	0	73	II-26	Wire Rope	262	342
II-21	Cr. Si. Mn. Billets	4,141	30,866	II-31	Barbed Wire and Staples	6,586	17,127
II-22	Cold Rolled Sheets	0	2,960	II-32	Pipe and Tubing	(-) 8,209 (1)	67,654
II-22A	Cold Rolled Strip	28,135	28,135	II-33	H.R. Sheets and Plates	467	18,262

(1) Reflects amounts returned to U.S.S.R. Account

II 35A1	Chains and Anchors (tons)	1,515	j/	23	845	2,477	1,418	1,381	0	0	0	37
II 35A	Misc. Ferrous Metals & Prods. ($1000)	719	j/	104	525	1,753	1,347	1,170	30	0	0	147

Notes: All tons are 2,000 lbs. net weight.

a/ From production or assignments in addition to quantities made available but not exported at end of Second Protocol period and after deductions of quantities repossessed or diverted before export.
b/ Offerings selected by U.S.S.R. remain in excess of the total of shipping commitments and reasonable stocks. Production control provisions of the protocol are being exercised and will reduce production below offerings in many instances. Offerings for which no monthly schedules are quoted in the protocol have been computed on the basis of proportional time elapsed.
c/ From production or assignments after deductions of quantities repossessed or diverted before export.
d/ Includes shipments for clearance through Persian corridor reported arrived in Persian Gulf.
e/ 1943 discharge in U.K. considered as awaiting forwarding where specific information was not yet been tabulated.
f/ Offering to 9/30/43 is for monel scrap containing 150 S.T. of nickel.
g/ Included in blanket offering for Miscellaneous Materials.
h/ Contained nickel applicable to offering to 9/30/43 of 600 S.T. of nickel in steel and non-ferrous products.
j/ Offering included in blanket offering to 9/30/43 of 33,600 S.T. of copper in various forms.
k/ Data not available in units of offerings.

DECLASSIFIED
State Dept. Letter, 11/13
By J. Schmidt Date FEB 2 19

FEB 2 1972

~~SECRET~~

Sheet 3

Ref.	Item	Third Protocol Performance July 1, 1943 to Sept. 30, 1943: Made Available a/	Third Protocol Performance July 1, 1943 to Sept. 30, 1943: Offered to be made Available b/	Exported: During Sept. 1943	Exported: During Third Protocol Period 7/1/43 to 9/30/43	Cumulative Performance - 1st, 2nd and 3rd Protocols October 1, 1941 to September 30, 1943: Made Available c/	Exported	Arrived d/	Lost	Diverted to Others After Export e/	In U. K. Awaiting Forwarding e/	Balance En Route Sept. 30 1943 e/
II 37	Petroleum Products (tons)	a/	90,000	51,223	159,963	a/	559,672	437,471	11,085	55,974	0	55,142
	From Abadan for U.S. Account	*	30,000	*	*	*	*					
	Chemicals											
I 134	Toluol (tons)	15,135	6,720	1,130	12,703	57,439	48,480	41,978	2,991	359	1,810	1,342
II 36	Phenol (tons)	1,791	3,000	1,333	1,766	19,390	16,227	12,511	1,576	170	448	1,522
II 38	Ethylene Glycol (tons)	1,249	840	254	727	8,202	5,258	4,285	189	0	358	426
II 38A	Alcohol (tons)	27,595**	26,880	11,539	25,385	47,987**	45,531	32,279	159	0	0	13,093
II 45	Methanol (tons)	0	1,680	404	625	17,200	13,644	9,223	2,963	371	683	424
II 46	Urotropine (tons)	955	1,680	844	1,167	9,992	6,675	5,100	358	25	201	991
II 61A3	Caustic Soda (tons)	13	10,080	7,620	14,376	40,656	38,222	26,895	707	0	0	10,620
II 61A5	Acetone (tons)	658	1,680	499	499	1,659	1,406	907	0	0	0	499
II 61A11	Glycerine (tons)	2,134	1,680	287	2,929	11,800	10,096	8,946	301	0	0	849
II 61A25	Potassium Tetroxide (tons)	105	(21 1/)	0	4	350	172	172	0	0	0	0
	Other Chemicals											
II 39	Sodium Bromide (tons)	(-) 352	-	40	58	2,110	1,727	1,295	334	0	58	40
II 40	Phosphorus (tons)	(-) 1,125	-	0	0	2,438	1,965	1,480	485	0	0	0
II 41	Dibutyl Phthalate (tons)	48	-	403	444	4,433	3,771	2,378	859	70	0	464
II 42	Dimethylaniline (tons)	260	-	28	52	2,510**	2,302	1,745	420	0	19	118
II 43	Diphenylamine (tons)	0	-	0	3	2,087	1,489	1,233	256	0	0	0
II 44	Colloxylin(tons wet)	0	-	0	0	8,156	4,766	3,231	1,339	86	110	0
II 48	Ammonia Chloride (tons)	0	-	25	75	4,805	725	700	0	0	0	25
II 50	Potassium Nitrate (tons)	0	-	0	311	3,611	1,476	1,180	0	0	138	158
II 51	Ammonium Sulpho Cyanate (tons)	0	-	0	.4	3	3	3	0	0	0	0
II 52	Centralite (tons)	476	-	151	221	1,188	758	607	0	0	0	151
II 53	Resorcin (tons)	0	-	1	1	120	61	50	0	0	10	1
II 54	Barium Peroxide (tons)	0	-	0	0	331	106	106	0	0	0	0
II 55	Strontium Oxalate (tons)	0	-	8	48	96	76	56	0	0	0	20
II 56	Rhodamine (tons)	0	-	0	1	6	6	6	0	0	0	0
II 57	Tarium Nitrate (tons)	0	-	0	0	12	12	6	6	0	0	0
II 59	Cresol (tons)	0	-	0	0	441	292	231	61	0	0	0
II 60	Potassium Sulphate (tons)	0	-	0	175	1,828	580	485	0	0	45	50
II 61	Anthracine (tons)	0	-	0	0	9	9	9	0	0	0	0
II 61A1	Phenol Formaldehyde (tons)	0	-	0	0	448	447	368	79	0	0	0
II 61A4	Picric Acid (tons)	109	-	0	0	1,602	357	210	0	0	147	0
II 61A6	Soda Ash (tons)	112	-	0	706	1,501	1,340	1,291	0	0	0	49
II 61A7	Boric Acid (tons)	0	-	0	0	459	459	292	167	0	0	0
II 61A8	Calcium Carbide (tons)	112	-	0	186	368	354	332	0	0	0	22
II 61A9	Aniline Oil (tons)	0	-	0	0	5,711	3,521	2,466	927	16	112	0
II 61A10	Ethylene Dibromide (tons)	0	-	274	274	4,615	1,723	1,449	0	0	0	274
II 61A14	Neozone (tons)	0	-	0	0	504	470	470	0	0	0	0
II 61A15	Twitchell or Petrov Reagent (tons)	99	-	54	178	606	395	341	0	0	0	54
II 61A16	Ethylene Chlorohydrine (tons)	40	-	20	20	72	31	11	0	0	0	20
II 61A17	Diethylene Glycol (tons)	0	-	50	50	368	225	175	0	0	0	50
II 61A18	Potassium Chlorate (tons)	221	-	0	37	1,344	481	441	0	0	40	0
II 61A19	Saccharine (tons)	130	-	0	25	327	210	200	10	0	-	0
II 61A20	Sodium Bichromate (tons)	0	-	0	0	600	326	326	0	0	0	0
II 61A21	Black Dyes (tons)	0	-	104	155	752	314	210	0	0	0	104
II 61A22	Napthenic Acid (tons)	0	-	0	0	600	0	0	0	0	0	0
II 61A23	Ammonium Nitrate (tons)	0	-	0	0	5,800	3,353	2,602	113	0	638	0
II 61A24	Carbon & Lamp Blacks (tons)	0	-	0	13	2,251	2,251	2,251	0	0	0	0
II 61A26	Citric Acid (tons)	123**	-	54	123	636**	636	501	56	0	0	79
II 77	Vistanex (tons)	102	-	25	99	426	306	251	5	0	25	25
II 61A27	Formaldehyde (tons)	0		0	0	560	494	432	62	0	0	0
II 61A99	Misc. Chemicals (tons)	762	-	438	1,928	8,507	6,899	6,016	121	0	23	739
	Total Other Chemicals (tons)	1,117**	3,024	1,675	5,183.4	72,241**	44,716	35,436	5,300	172	1,365	2,443
	Total All Chemicals	50,752**	57,264	25,585	65,363.4	286,916**	230,427	177,732	14,544	1,097	4,865	32,209
	Other Materials and Products											
II 67A	Abrasive Grain (tons)	2,733	1,000	665	2,547	5,374	3,924	1,775	91	0	200	1,858
II 67B	Abrasive Products ($1000)	1,208	1,000	737	1,424	7,982	7,530	5,313	956	33	344	884
II 68A	Graphite Electrodes (tons)	1,415	1,439	470	1,633	10,856	9,785	7,388	1,319	25	403	650
II 68B	Other Graphite Goods ($1000)	190	423	28	100	1,057	987	802	100	0	4	81
II 68C	Graphite Powder (tons)	456	280	75	344	1,491	1,075	833	126	0	0	116
II 69A70	Bearings ($1000)	2,733	3,750	758	1,451	7,504	5,174	4,209	150	0	-	815
II 78	Tires (1000 units)	375	1/	150	459	1,733	1,626	1,227	89	51	0	259
II 78	Tubes (1000 units)	368	1/	149	450	1,811	1,570	1,175	86	52	0	257
II 78A	Other Rubber Products ($1000)	2,095	1/	556	1,549	7,301	3,527	2,633	71	0	22	801
II 79	Hose ($1000)	*	1/	*	*	*	*					
II 80	Sheet Fibre (tons)	720	250	155	771	3,671	2,310	1,222	496	3	147	442
II 81	Shock Absorber Cord (yds)	25,000	1/	0	0	222,369	166,111	166,111	0	0	0	0
II 82	Metallic Cloth & Screen ($1000)	145	250	58	244	1,141	1,081	920	7	0	0	154
II 83	Condenser Paper (tons)	0	37	0	0	156	119	118	0	0	0	1
II 83A	Cigarette Paper (tons)	0	84	0	90	1,042	482	352	68	0	0	62
II 83B	Parchment & Other Paper (tons)	0	420	125	777	2,647	1,564	1,353	0	0	0	211
II 95A	Apparel except GM & Shoes ($1000)	93	1/	22	35	444	277	232	23	0	0	22
II 95B	Rubber Boots & Shoes ($1000)	53	1/	*	*	962	*					
II 95C	Footwear except GM ($1000)	113	1/	*	*	418	*					
II 96A	Textiles except GM ($1000)	10	1/	2	4	182	122	110	0	0	9	3
II 96B	Fish Nets (tons)	117	1/	4	94	248	150	146	0	0	0	4
II 96C	Rope (tons)	766	1/	166	482	1,479	1,479	1,301	0	0	16	162
II 97	Raw Cork (tons)	0	1/	0	0	62	62	62	0	0	0	0
II 35C	Non-Metallic Mineral Prods. ($1000)	39	1/	27	81	379	333	241	61	0	0	31
II 35	Misc. Materials & Products ($1000)	203	1/	48	189	814	442	290	3	0	0	149

Notes: All tons are 2,000 lbs. net weight.

* Data not available

** Estimated

a/ From production or assignments in addition to quantities made available but not exported at end of Second Protocol period and after deductions of quantities repossessed or diverted before export.

b/ Offerings selected by U.S.S.R. remain in excess of the total of shipping commitments and reasonable stocks. Production control provisions of the protocol are being exercised and will reduce production below offerings in many instances. Offerings for which no monthly schedules are quoted in the protocol have been computed on the basis of proportional time elapsed.

c/ From production or assignments after deductions of quantities repossessed or diverted before export.

d/ Includes shipments for clearance through Persian corridor reported arrived in Persian Gulf.

e/ 1943 discharge in U.K. considered as awaiting forwarding where specific information has not yet been tabulated.

1/ Reoffering of quantities undelivered under Second Protocol.

1/ Included in blanket offering for Miscellaneous Materials.

1/ Food and petroleum products made available at shipside.

1/ Contained rubber applicable to offering to 9/30/43 of 10,080 S.T. of crude, synthetic and reclaimed rubber in various forms except military items.

A-6787

DECLASSIFIED
State Dept. Letter, 11/4/
By J. Schamble Date FEB 2 1972

Ref.	Item	Third Protocol Performance July 1, 1943 to Sept. 30, 1943		Exported		Cumulative Performance - 1st, 2nd and 3rd Protocols October 1, 1941 to September 30, 1943						
		Made Available a/	Offered to be made Available b/	During Sept. 1943	During Third Protocol Period 7/1/43 to 9/30/43	Made Available a/	Exported	Arrived d/	Lost	Diverted to Others After Export e/	In U. K. Awaiting Forwarding e/	Balance En Route Sept. 30 1943 e/
	Industrial Equipment											
II 15A	Carbide Tips and Blanks ($1000)	743	750	257	494	2,032	1,401	1,125	10	0	0	266
II 15B1	Metal Cutters, Dies, etc. ($1000)	2,404		964	1,788	17,785	15,824	14,570	42	0	3	1,209
II 15B2	Portable Metal Cutting Machines ($1000)	31	3,750	10	27	137	119	99	4	0	0	16
II 15B3	Other Cutting & Boring Tools ($1000)	264		270	647	3,536	3,420	3,056	58	0	0	306
II 15C	Precision Measuring Tools ($1000)	335	750	27	355	739	605	572	1	0	0	32
II 62	Metal Cutting Machine Tools ($1000)	*	30,000	14,504	38,703	*	123,455	91,225	6,826	0	3,955	21,449
	(units)	(*)	-	(2,060)	(5,316)	(*)	(17,380)	(12,850)	(969)	(0)	(515)	(3,046)
II 63	Electric Furnaces ($1000)	3,008	3,000	85	1,050	7,627	6,133	4,757	599	0	97	680
	(units)	(90)	-	(0)	(49)	(382)	(347)	(275)	(37)	(0)	(5)	(30)
II 64A	Steel Rolling Mills & Equip. ($1000)	675	4,000	2	7	997	333	331	0	0	0	2
II 64B	Presses, Forges, etc. ($1000)	*	7,500	919	2,141	*	16,835	13,401	828	26	1,121	1,459
II 64C	Drawing Machines ($1000)	206	500	0	0	206	0	0	0	0	0	0
II 65A	Excavating Equip. ($1000)	1,360	3,125	779	2,765	12,288	10,203	5,930	334	0	2,478	1,461
II 65B	Truck and Tractor Cranes ($1000)	107	500	87	321	2,327	1,704	1,254	28	0	334	88
II 65C	Other Cranes ($1000)	2,918	5,000	132	706	5,694	2,454	2,038	51	0	112	253
II 65D1	Compressors ($1000)	2,161	2,250	355	1,045	6,375	3,335	2,497	286	0	182	370
II 65D2	Fans, Blowers, etc. ($1000)	35		0	27	72	31	29	0	0	0	2
II 65E	Pumps ($1000)	1,935	2,000	64	450	4,339	2,286	1,881	169	0	159	77
II 65F	Mining-Metallurgy Equip. ($1000)	2,413	2,500	171	859	5,774	2,208	1,803	59	0	118	228
II 65G	Blast Furnace Equip. ($1000)	157	2,500	18	24	236	32	8	0	0	0	24
II 65H	Welding Equip. ($1000)	1,325	1,000	143	384	2,906	1,038	786	50	0	0	202
II 65I	Valves & Fittings ($1000)	1,370	750	109	193	3,178	1,340	1,178	54	0	0	108
II 65J	Pneumatic Tools ($1000)	1,031	1,250	119	718	3,065	1,924	1,713	0	0	0	211
II 66	Control Instr. & Test Equip. ($1000)	344	425	77	186	655	455	340	25	0	7	83
II 140	Special Power Program ($1000)	15,070		*	*	33,954	*					
II 140A	Ind. Boiler Program for Power ($1000)	1,633	18,750	*	*	2,643	*					
II 110	Locomotives	27	0	0	0	27	0	0	0	0	0	0
II 111	Flat Cars	2	0	0	0	2	0	0	0	0	0	0
II 65K3B	Block Signal System ($1000)	189	3,000	0	0	189	0	0	0	0	0	0
	Auxiliary Industrial Equipment											
II 65K1	Engines & Turbines except Marine ($1000)	62	-	62	62	1,718	1,718	1,506	133	0	18	61
II 65K2	Indust. Trucks & Tractors ($1000)	215	-	13	285	3,095	2,366	2,050	78	-	225	13
II 65K3	Mechanical Power Trans. Equip. ($1000)	1,256	-	147	308	2,410	880	648	31	0	0	201
II 65K4	General Purpose Equip. ($1000)	82	-	0	27	205	149	149	0	0	0	0
II 65K5	Elec. Motors, Gen. etc. ($1000)	2,005	-	105	872	8,783	4,332	3,754	121	3	45	409
II 65K6	Transformers, etc. ($1000)	859	-	29	88	1,644	408	376	0	0	0	32
II 65K7	Elec. Dist. & Control Equip. ($1000)	478	-	0	280	2,172	1,419	1,318	43	23	20	15
II 65K8	Electric Ovens ($1000)	0	-	0	3	4	4	4	0	0	0	0
II 65K9	Electric Lamps ($1000)	14	-	0	39	101	55	45	-	0	0	10
II 65K10	Elec. Appliances ($1000)	0	-	0	0	12	5	5	-	0	0	0
II 65K11	Misc. Elec. Products ($1000)	94	-	5	33	649	247	222	0	0	19	6
II 65K12	Food Products Machinery ($1000)	197	-	0	24	450	119	110	9	0	0	0
II 65K13	Textile Machinery ($1000)	10	-	0	0	532	526	441	85	0	0	0
II 65K14	Paper Ind. Machines ($1000)	118	-	104	106	439	344	235	0	0	5	104
II 65K15	Printing Machinery ($1000)	0	-	0	0	44	44	44	0	0	0	0
II 65K16	Tire & Rubber Machinery ($1000)	2,329	-	1,263	1,762	9,186	4,947	3,380	0	0	0	1,567
II 65K17	Woodworking Machine ($1000)	95	-	35	93	345	259	213	12	0	0	34
II 65K18	Petroleum Refinery Equip. ($1000)	13,000**	-	12,793	16,386	32,500**	30,065	14,441	262	0	45	15,317
II 65K19	Glass Ind. Machinery ($1000)	0	-	10	10	38	10	0	0	0	0	10
II 65K20	Chemical Ind. Machinery ($1000)	345	-	0	1	584	18	18	0	0	0	0
II 65K21	Gas Producing Mach. ($1000)	573	-	66	149	1,999	615	549	0	0	0	66
II 65K22	Other Special Machines ($1000)	1,191	-	161	570	2,449	1,527	1,316	5	0	0	206
II 65K23A	Cartridge Mfg. Lines ($1000)	454	-	955	1,197	12,165	10,864	9,190	17	0	134	1,523
II 65K23	Smelting & Casting Equip. ($1000)	174	-	62	105	791	238	176	0	0	0	62
II 65K24	Non-ferrous Rolling Mills ($1000)	1,091	-	225	758	6,556	4,999	4,770	0	0	1	228
II 65K25	Misc. Metal Working Equip. ($1000)	243	-	121	125	1,093	228	99	8	0	0	121
II 65K26	Attach. for Machine Tools ($1000)	134	-	66	129	1,004	726	616	17	0	14	79
II 65K27	Agricultural Machines ($1000)	103	-	20	83	131	92	72	0	0	0	20
II 65K28	Oil Well Drilling Equip. ($1000)	1,197	-	796	2,158	4,531	3,425	2,616	0	0	14	795
II 65K29	Rock Boring Equip. ($1000)	0	-	0	0	14	14	14	0	0	-	0
II 65K30	Construction Machinery ($1000)	0	-	135	135	335	318	183	0	0	0	135
II 65K31	Office Machines ($1000)	0	-	0	0	49	48	48	0	0	0	0
II 65K32	Misc. Machines ($1000)	556	-	1	197	1,165	342	340	0	0	2	0
II 65K33	Communication Equip. ($1000)	1,963	-	44	140	2,903	750	688	9	0	10	43
II 65K33A	Teletype Apparatus ($1000)	226	-	168	218	803	235	60	0	0	0	175
II 65K34	Ind. R.R. Trans. Equip. ($1000)	641	-	46	144	1,988	611	565	0	0	0	46
II 65K35	Motor Vehicles & Parts ($1000)	8	-	1	6	165	159	153	3	0	0	3
II 65K36	Refrigerator Equip. ($1,000)	6	-	3	12	17	12	9	0	0	0	3
II 65K37	Lighting Fixtures ($1000)	12	-	1	42	252	222	188	33	0	0	1
II 65K38	Photographic Equip. ($1000)	110	-	69	197	1,511	1,151	562	75	0	392	122
II 65K39	Indicating & Other Instr. ($1000)	548	-	139	380	2,178	1,666	1,432	35	0	0	199
II 65K40	Professional Instr. ($1000)	53	-	26	199	783	695	632	37	0	0	26
II 65K41	Misc. Equip. N.E.S. ($1000)	56	-	0	91	395	368	334	34	0	0	0
II 65K42	Hand Tools ($1000)	2	-	3	13	149	142	132	8	0	0	2
	Total Auxiliary Equip. ($1000)	30,500**	9,125	17,674	27,427	108,337**	77,372	53,713	1,055	26	944	21,634

Notes: All tons are 2,000 lbs. net weight.

* Data not available
** Estimated

a/ From production or assignments in addition to quantities made available but not exported at end of Second Protocol period and after deductions of quantities repossessed or diverted before export.
b/ Offerings selected by U.S.S.R. remain in excess of the total of shipping commitments and reasonable stocks. Production control provisions of the protocol are being exercised and will reduce production below offerings in many instances. Offerings for which no monthly schedules are quoted in the protocol have been computed on the basis of proportional time elapsed.
c/ From production or assignments after deductions of quantities repossessed or diverted before export.
d/ Includes shipments for clearance through Persian corridor reported arrived in Persian Gulf.
e/ 1943 discharge in U.K. considered as awaiting forwarding where specific information has not yet been tabulated.

DECLASSIFIED
State Dept. Letter, 4-11-72
By J. Schaublin Date FEB 2 1972

~~SECRET~~
Sheet 5

Ref.	Item	Third Protocol Performance July 1, 1943 to Sept. 30, 1943: Made Available a/	Third Protocol Performance July 1, 1943 to Sept. 30, 1943: Offered to be made Available b/	Exported: During Sept. 1943	Exported: During Third Protocol Period 7/1/43 to 9/30/43	Cumulative Performance - 1st, 2nd and 3rd Protocols October 1, 1941 to September 30, 1943: Made Available a/	Exported	Arrived d/	Lost	Diverted to Others After Export e/	In U. K. Awaiting Forwarding e/	Balance En Route Sept. 30 1943 e/
	Foodstuffs (All Units in Tons)											
IV 1	Wheat and Flour	-	-	3,019	38,557	-	329,780	309,343	2,894	5,337	0	12,206
IV 2	Sugar	-	-	28,036	63,760	-	253,840	185,992	15,541	11,751	0	40,556
IV 3	Canned Meat	-	-	27,727	68,106	-	303,669	233,143	16,842	14,842	581	38,261
IV 4A	Cured Meat	-	-	1,040	3,533	-	15,720	13,320	499	302	0	1,599
IV 4B	Fat Cuts	-	-	12,555	29,497	-	132,953	108,021	2,892	4,869	0	17,171
IV 5	Lard	-	-	5,636	15,028	-	84,787	54,831	6,202	16,846	0	6,908
IV 6	Vegetable Oil	-	-	25,798	46,481	-	178,075	146,571	355	2,274	0	28,875
IV 7	Soap	-	-	0	859	-	5,663	5,552	111	0	0	0
SP 100	Miscellaneous Foods	-	-	933	2,605	-	3,804	2,423	3	0	0	1,378
SP 101	Cereals & Prods. Other than Wheat	-	-	9,732	25,765	-	87,274	73,642	1,065	253	0	12,314
SP 102	Fodder	-	-	11	3,259	-	5,176	5,165	0	0	0	11
SP 103	Canned Fruits & Vegetables	-	-	.2	538	-	2,210	2,134	75	0	0	1
SP 104	Dried Fruits & Vegetables	-	-	3,427	17,488	-	130,427	91,612	6,993	22,993	0	8,829
SP 105	Whole Fruits & Vegetables	-	-	112	1,082	-	1,156	1,044	0	0	0	112
SP 106	Cheese	-	-	784	2,084	-	5,805	4,250	295	0	0	1,260
SP 107	Butter	-	-	12,536	18,081	-	29,788	14,773	365	735	0	13,925
SP 109	Condensed & Evaporated Milk	-	-	2,181	3,901	-	9,200	6,595	188	0	0	2,417
SP 110	Salt	-	-	0	184	-	1,720	1,720	0	0	0	0
SP 111	Dried Eggs	-	-	2,533	5,520	-	36,734	23,555	4,137	5,296	0	3,746
SP 112	Concentrated Foods	-	-	628	2,280	-	3,420	1,920	0	0	0	1,500
SP 113	Vitamins	-	-	11	18	-	286	233	0	36	0	17
SP 114	Dried Milk & Milk Powder	-	-	1,753	5,078	-	21,846	14,474	449	4,394	0	2,529
SP 115	Concentrated Citrus Juices	-	-	1,008	1,342	-	2,050	1,042	0	0	0	1,008
SP 116	Vegetable Pastes & Dehydrated Soups	-	-	1,260	3,099	-	3,322	1,454	30	0	0	1,838
SP 117	Tea	-	-	0	95	-	717	717	0	0	0	0
SP 118	Coffee	-	-	31	554	-	3,318	2,727	0	560	0	31
SP 119	Dehydrated Meats	-	-	195	257	-	968	711	0	0	0	257
SP 120	Seeds	-	-	0	29	-	10,042	9,995	18	0	0	29
SP 122	Yeasts	-	-	120	127	-	436	200	0	112	0	124
SP 123	Oleomargarine	-	-	5,738	9,938	-	14,701	6,705	345	0	0	7,651
SP 124	Dehyd. Fruits & Vegetables	-	-	140	473	-	966	690	0	0	0	276
	Total Foodstuffs	a/	455,300	146,944	369,618	a/	1,679,853	1,324,554	59,299	90,600	581	204,819
	Naval Stores & Marine Equipment											
VI 1	Marine Diesel Engines	109	(5171/) 2	173	228	587	587	389	9	0	0	189
VI 2	Marine Gasoline Engines	679	(1561/) 0	557	891	2,532	2,129	1,327	46	0	65	691
VI 4	Outboard Motors	100	0	0	100	300	300	300	0	0	0	0
VI 5	Dry Cargo Vessels Transferred	4	0	0	4	57	57					
VI 6	Tankers Transferred	3	0	1	3	10	10					
VI 7	Minesweepers	7	(101/) 0	5	7	7	7					
VI 9	Submarine Chasers	12	0	8	12	12	12					
VI 10	Landing Boats	0	0	2	30	30	30	28	0	0	0	2
VI 11	Motor Torpedo Boats	0	0	0	0	12	12	2	3	7	0	0
VI 12	3"/50 cal. D.D. Guns	-	0	39	96	-	172	43	6	0	36	87
VI 13	5"/38 cal. D.D. Guns	-	0	10	16	-	16	0	0	0	0	16
VI 14	.30 cal. A.A. M.G. Guns	-	-	0	0	-	0	0	0	0	0	0
VI 15	.50 cal. A.A. M.G. Guns	-	-	0	0	-	8	8	0	0	0	0
VI 16	.50 cal. M.G. for Twin Mounts	-	150	0	230	-	230	160	0	0	0	70
VI 17	Oerlikon Guns	238	0	200	578	1,438	1,358	742	111	150	0	455
VI 19	Storage Batteries for Subs.	2	(151/) 0	1	1	18	16	13	0	0	2	1
VI 20	Deisel Generators & Gen. Comps.	10	(8001/) 13	81	85	256	246	158	0	0	0	88
VI 21	Gas Engine Generators	0	75	0	0	0	0	0	0	0	0	0
VI 22	Marine Turbo-generators	0	(101/) 0	0	0	14	4	4	0	0	0	0
VI 23	Elec. Motors, Motor Gen. & Gen.	495	(12101/) 260	4	139	495	139	0	0	0	0	139
VI 24	Portable Water Pumps	15	0	0	6	21	6	6	0	0	0	0
VI 25	Non-portable Pumps	97	(2571/) 0	0	0	97	0	0	0	0	0	0
VI 25A	Turbo-Pumps	37	0	20	28	63	28	0	0	0	0	28
VI 30	Elec. & Pneum. Underwater Tools (sets)	0	0	0	0	200	200	200	0	0	0	0
VI 31	Portable Electric Station	30	0	0	8	42	8	8	0	0	0	0
VI 32	Jetting Equip. for Salvage (sets)	0	(201/) 0	0	0	0	0	0	0	0	0	0
VI 33	Vertical Steam Boilers	10	(101/) 0	0	0	13	3	2	0	0	0	1
VI 34	Submarine Rescue Chambers	1	(11/) 0	0	1	1	1	0	0	0	0	1
VI 35	Windlasses w/Motors	4	(51/) 0	0	0	4	0	0	0	0	0	0
VI 36	Elec. Ventilating Sets	649	(6491/) 0	0	104	649	225	225	0	0	0	0
VI 37	Turbo-Ventilators	6	(81/) 0	8	8	32	8	0	0	0	0	8
VI 38	Air Tanks	30	(151/) 0	0	0	30	0	0	0	0	0	0
VI 39	Towing Winches	0	(101/) 0	0	0	0	0	0	0	0	0	0
VI 40	Rotary & Changeover Switches	0	(30001/) 0	135	850	4,365	850	715	0	0	0	135
VI 41	Watertight Junction Boxes	240	(2401/) 0	22	22	240	22	0	0	0	0	22
VI 42	Auxiliary Equip. for Ships (sets)	0	(101/) 0	0	0	0	0	0	0	0	0	0
VI 43	Elec. Instr. & Fixtures ($1000)	0	25	0	0	2	2	2	0	0	0	0
VI 99A	Misc. Stores ($1000)	*	0	143	1,122	*	2,253	1,952	0	0	0	301
VI 99B	Other Marine Mach. & Equip.($1000)	*	0	92	109	*	320	215	-	0	13	92
VI 99C	Other Elec. Mach. & Equip. ($1000)	*	0	111	253	*	293	173	0	0	0	120
VI 99D	Optical & Navig. Instr. etc.($1000)	*	0	12	24	*	41	29	0	0	0	1[illegible]
VI 99E	Other Radio Equip. ($1000)	*	0	60	201	*	696	634	1	0	0	6[illegible]
VI 99F	Naval Aircraft Equip. ($1000)	*	0	0	0	*	0	0	0	0	0	0
VI 99G	Torpedo Equip. ($1000)	*	0	0	17	*	137	17	0	0	120	0

In addition to the above Soviet vessels have been repaired and armed in U. S. ports and supplied with stores and equipment for their return voyages.

Notes: All tons are 2,000 lbs. net weight.

a/ From production or assignments in addition to quantities made available but not exported at end of Second Protocol period and after deductions of quantities repossessed or diverted before export.
b/ Offerings selected by U.S.S.R. remain in excess of the total of shipping commitments and reasonable stocks. Production control provisions of the protocol are being exercised and will reduce production below offerings in many instances. Offerings for which no monthly schedules are quoted in the protocol have been computed on the basis of proportional time elapsed.
c/ From production or assignments after deductions of quantities repossessed or diverted before export.
d/ Includes shipments for clearance through Persian corridor reported arrived in Persian Gulf.
e/ 1943 discharge in U.K. considered as awaiting forwarding where specific information has not yet been tabulated.
f/ Reoffering of quantities undelivered under Second Protocol.
g/ Food and petroleum products made available at shipside.

DECLASSIFIED
State Dept. Letter, 1-11-72
By J. Schaublo Date FEB 2 1972

SECRET

PROGRESS OF INDUSTRIAL PROJECTS FOR THE U.S.S.R.
As of Sept. 30, 1943

Petroleum Refinery Program

This project was developed under the Second Protocol to replace Soviet facilities destroyed by the German Army. It was designed to produce aviation gas, motor gas and lubricating oils. The cost is expected to be approximately $39,000,000. Approval has been given under the Third Protocol to additions, having an estimated cost value of $23,000,000. Engineering is about to commence on the additions.

The Second Protocol Program is nearly complete. Out of an estimated 155,000 short tons comprising the program, 141,000 short tons had been made available at plant by October 1st, and 116,000 short tons had been exported. The tonnage yet to be supplied is primarily valves, instruments, spare parts and tank cars which will be made available before the end of the year. Eight U. S. engineers are on their way to the U.S.S.R. to aid in construction. More will follow.

Tire Production Program

This $6,000,000 project is to permit the Soviet Government to produce a minimum of 1,000,000 military tires per year from their own supplies of synthetic rubber and natural rubber obtained from shrubs. To utilize idle American equipment, the tire plant of the Ford Motor Company has been purchased; all of this equipment has been dismantled and prepared for shipment. Ninety percent of the new equipment to supplement the Ford plant has been shipped from suppliers; the remaining 10% will be made available from production by November, 1943. Engineers are being retained to aid in installations.

Automatic Block Signal System

This $12,000,000 project is to permit automatic signal operation of a portion of the U.S.S.R. railroad system. The equipment when installed will permit greater carrying capacity on existing rail facilities without increase of rolling stock. The system will consist of signal and signal operating equipment for 3000 km of track: 455 km single track alternating current supply, 1162 km single track storage battery supply, 800 km single track primary battery supply and 583 km double track storage battery supply. Equipment is being made available at the manufacturers' plant for export.

Power Program

Steam and Diesel generating equipment and industrial boilers called for under the Second Protocol have been made available to the extent of 99% of the program. Miscellaneous equipment, valves and special piping will be made available in October.

Power equipment under the Third Protocol has been approved and is now being placed under contract. The program consists of 327,700 KW - steam generating equipment; 168,925 KW - Diesel generating equipment; 54,500 KW - Hydro-electric equipment. The Soviets have requested the approval of Rectifier Equipment in place of Industrial Boilers. This request has been approved.

DECLASSIFIED
State Dept. Letter, 1-11-[illegible]
By [illegible] Date FEB 2 1972

SECRET

STATEMENT OF VESSELS SAILED TO U.S.S.R.

As of Sept. 30, 1943

Date of Sailing	Number of Ships Sailing					Arrived	En Route as of Sept. 30	Cargo Disch. in U.K.	Lost	Losses by Month
	For North Russia	For Persian Gulf	For Soviet Arctic	For Soviet Far East	Total					
1941 Oct	10	-	-	5	15	14	-	-	1	-
Nov	9	1	-	3	13	12	-	-	1	-
Dec	14	7	-	4	25	22	-	-	3	1
1942 Jan	20	-	-	4	24	19	-	1	4	3
Feb	13	2	-	4	19	16	-	-	3	1
Mar	31	6	-	6	43	32	-	4	7	9
Apr	62	6	-	10	78	46	-	13	19	-
May	14	10	-	7	31	21	-	4	6	6
Jun	8	11	6	9	34	27	-	-	7	6
Jul	2	5	16	12	35	34	-	-	1	16
Aug	11	5	1	19	36	33	-	-	3	1
Sep	4	8	-	17	29	29	-	-	-	10
Oct	-	13	-	19	32	32	-	-	-	-
Nov	-	8	-	26	34	32	-	-	2	3
Dec	4	11	-	24	39	38	-	1	-	-
1943 Jan	12	12	-	22	46	38	-	8	-	-
Feb	22	7	-	28	57	35	-	20	2	1
Mar	1	19	-	26	46	44	-	1	1	2
Apr	-	18	-	37	55	54	-	-	1	1
May	-	15	4	44	63	62	-	-	1	-
Jun	-	4	5	45	54	53	1	-	-	2
Jul	-	17	16	24	57	56	1	-	-	-
Aug	-	24	7	38	69	41	26	-	2	2
Sep	-	27	-	50	77	-	77	-	-	-
Oct										
Nov										
Dec										
Total Oct. 1941 to Sept. 30, 1943	237	236	55	483	1,011	790	105	52*	64	64

* 22 vessels discharged in 1942. All but 11,000 tons of cargo have been forwarded or diverted to others. 30 vessels discharged in April, 1943. Cargo is being on-carried, stored, or diverted.

Of the 1,011 sailings from October 1, 1941 to September 30, 1943, 437 were made by American vessels, 396 by Soviet vessels, 160 by American vessels transferred to Soviet registry, 17 by British vessels and 1 by a Swedish vessel. In addition to the 1,011 sailings, there were 100 ships that loaded partial cargoes in the U.S. for the U.S.S.R. In addition to the 64 ships shown above as lost, several ships have been sunk on their return voyages.

DECLASSIFIED
State Dept. Letter, 1-11-72
By J. Schauble Date FEB 2 1972

~~SECRET~~

STATEMENT OF CARGO SHIPPED TO U.S.S.R.

As of Sept. 30, 1943

(Thousands of Gross Long Tons)

Month	For North Russia	For Persian Gulf		For Soviet Arctic	For Soviet Far East		Total	Arrived	En Route as of Aug. 31	Cargo on Hand or Diverted In.U..K.	Lost	Losses by Month
		Full Cargoes	Partial Cargoes		Full Cargoes	Partial Cargoes						
1941 Oct	48	-	-	-	17	-	65	62	-	-	3	-
Nov	41	3	-	-	14	-	58	55	-	-	3	-
Dec	50	10	-	-	11	-	71	63	-	-	8	3
1942 Jan	63	-	-	-	26	-	89	72	-	1	16	9
Feb	66	4	1	-	20	-	91	76	-	-	15	5
Mar	171	17	1	-	25	-	214	163	-	6	45	42
Apr	376	21	-	-	38	-	435	262	-	46	127	-
May	92	79	8	-	33	-	212	143	-	20	49	38
Jun	55	84	7	18	31	-	195	139	-	-	56	55
Jul	13	39	25	46	59	1	183	174	-	-	9	114
Aug	69	39	25	3	83	-	219	197	-	-	22	7
Sep	28	63	9	-	79	-	179	179	-	-	-	65
Oct	-	109	12	-	108	-	229	229	-	-	-	2
Nov	-	66	6	-	106	1	179	166	-	-	13	17
Dec	29	83	8	-	123	-	243	236	-	7	-	-
1943 Jan	73	83	4	-	98	-	258	210	-	48	-	-
Feb	164	40	-	-	129	-	333	168	-	150	15	8
Mar	9	131	-	-	123	-	263	246	-	9	8	16
Apr	-	139	6	-	193	-	338	331	-	-	7	7
May	-	112	9	12	217	-	350	343	-	-	7	-
Jun	-	25	4	16	228	1	274	272	2	-	-	15
Jul	-	116	10	57	153	-	336	334	2	-	-	-
Aug	-	173	4	32	260	-	469	289	166	-	14	14
Sep	-	194	4	-	312	-	510	-	510	-	-	-
Oct												
Nov												
Dec												
Total Oct. 1941 to Sept.30,1943	1,347	1,630	143	184	2,486	3	5,793	4,409	680	287	417	417

DISTRIBUTION OF TONNAGE SHIPPED TO SEPT. 30, 1943 BY REGISTRY OF SHIPS

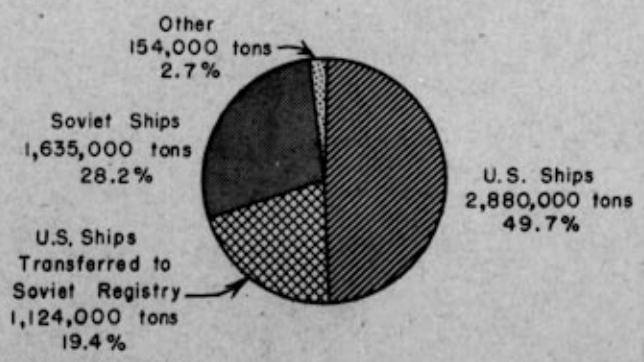

DATA ARE GROSS LONG TONS

PSF
R. F.
Lend Lease
Confidential Files

W H. Files

FOREIGN ECONOMIC ADMINISTRATION
OFFICE OF THE ADMINISTRATOR
WASHINGTON 25, D. C.

November 8, 1943

MEMORANDUM FOR THE PRESIDENT

1. As you know, the Prime Minister has announced that there will be presented to the Parliament a white paper on the British expenditures for reverse lend-lease and the proposal to supply raw materials to the United States as reverse lend-lease.

2. I think it would be wise to get out a parallel announcement on this end simultaneously with the presentation of the white paper to Parliament. I think this is particularly so since there have been a lot of demands on the Hill, by the Truman Committee and otherwise, for the obtaining of raw materials as reverse lend-lease aid. A statement on this end ought to allay some of these demands.

3. It might be worth considering a special report to Congress from you on this subject. This is, of course, permissible under the Lend-Lease Act.

4. The attached draft of a special report has been cleared with and is satisfactory to the State and Treasury Departments and OWI, as well as the Foreign Economic Administration. Copies of it have also been sent to Mr. Harry Hopkins and Steve Early.

x48
x4193
x419
x358

Leo T. Crowley
x5430

Attachment

FOREIGN ECONOMIC ADMINISTRATION
OFFICE OF THE ADMINISTRATOR
WASHINGTON 25, D. C.

F.D.R.
Do check & change salutation to "The Congress of the United States."

November 8, 1943

MEMORANDUM FOR MISS GRACE TULLY

In accordance with the conversations on this matter, I wonder if you would be good enough to give the attached to the President?

Leo T. Crowley

Leo T. Crowley

Attachment

DECLASSIFIED
State Dept. Letter, 1-11-72
By J. Schaable Date FEB 7 1972

SECRET

To the Congress of the United States

THE PRESIDENT OF THE SENATE,
THE SPEAKER OF THE HOUSE OF REPRESENTATIVES:

Since the enactment of the Lend-Lease Act in March of 1941, I have transmitted to the Congress eleven reports describing the lend-lease aid which has been furnished by the United States. These reports have also included information with respect to the types and quantities of reverse lend-lease aid provided to the United States by the various Lend-Lease countries. While a complete account of the reverse lend-lease aid which we have received is not yet available, the statements recently received from the Governments of the United Kingdom, Australia and New Zealand and from our Army make it possible for me to report to you at this time regarding a part of the expenditures made by the British Commonwealth of Nations for reverse lend-lease aid to the United States.

The overwhelming benefit which the United States has received from its Lend-Lease program has, of course, been the pooling of resources and the combined effort of the United Nations against the Axis countries. Each of the United Nations has contributed. There is, of course, no physical

physical or financial standard of value by which we can measure the military contribution to the war on land or sea or in the air which has been made by our allies or ourselves. One thing is clear: By the help which our friends and allies have given us, and by the help which we have given them in the common cause, we have not only made progress in the war, but we have saved the lives of many of our own boys as well as those of our allies.

The Master Agreements entered into with Great Britain, the Soviet Union, China and other United Nations receiving lend-lease aid establish the principles which govern the lend-lease relationship. The other United Nations, under the Master Lend-Lease Agreements, have agreed to contribute to the defense of the United States by providing as reverse lend-lease aid all articles, services, facilities or information which they can furnish. Under these agreements, all lend-lease supplies, such as, for example, merchant ships or cargo planes, which are not used up in the war, can be required by the President to be returned at the end of the present emergency. Article VII of the Master Agreements entered into with the United Nations receiving lend-

lease

lease aid provides that they will join with the United States in working towards some of the economic conditions which are a prerequisite to a secure peace.

The Master Lend-Lease Agreements do not determine the final settlement, but leave that for determination at some future date.

As conditions have permitted, our allies have expanded the scope and nature of their reverse lend-lease aid.

During the past summer, the United Kingdom agreed to extend reverse lend-lease aid to include not only goods, services and information for our armed forces, but also raw materials, commodities and foodstuffs hitherto purchased, for export, in the United Kingdom and the British Colonies by or on behalf of United States Government agencies. Discussions on the administration and procedure for the handling of the contracts, transfers and other details are now going forward.

This plan will make available to the United States, under reverse lend-lease and without payment, such materials and foodstuffs as rubber from Ceylon, Trinidad, British Guiana

and

and British Honduras, sisal and pyrethrum from British East Africa, asbestos and chrome from Southern Rhodesia, cocoa from British West Africa, tea and coconut oil from Ceylon, and benzol and tar acids from the United Kingdom.

British shipping for these raw materials and foodstuffs from all parts of the British Commonwealth will also be made available under reverse lend-lease.

Discussions are also under way with the other Governments of the British Commonwealth looking toward a like arrangement for the provision of materials and foodstuffs as reverse lend-lease aid.

As of June 30, 1943, the British Commonwealth of Nations reported that expenditures of about $1,171,000,000 had been made for reverse lend-lease aid. The United Kingdom has expended about $871,000,000 of this amount; and Australia, New Zealand and India have expended approximately $300,000,000. Based upon estimates for the first six months of this year, expenditures by the British Commonwealth for reverse lend-lease aid to the United States is now at an annual rate of about $1,250,000,000.

This

This does not take into account the anticipated exports of raw materials, commodities, and foodstuffs for the account of the United States.

The data necessary for even an incomplete accounting of the monetary expenditures of the British Commonwealth's reverse lend-lease assistance to the United States have been gathered in the face of difficulties. British aid is rendered to the armed forces of the United States all over the world. Usually it is under conditions very different from those surrounding lend-lease from the United States, which flows from a central source. Many supplies and services have been made available by the British to United States armed forces in North Africa, Sicily and elsewhere for which no report has yet been received.

The figures set forth in this report include expenditures made by the British Commonwealth for newly constructed barracks, military airports, hospitals and other military facilities for our armed forces. They do not include such facilities made available to our armed forces where no out-of-pocket expenditures have been made for their construction

since

since our entry in the war. These British expenditures were from appropriated funds which required financing either through taxation or borrowing. They are comparable to the expenditures made by the United States from appropriations for lend-lease purposes which include funds for capital installations in this country, such as munitions plants, shipyards and other facilities. It has not yet been determined how such lend-lease or reverse lend-lease expenditures will be entered or treated in the final settlement under the lend-lease agreements. They will, of course, be considered when the final settlement is made. The Master Agreement provides that in the final determination of the benefits to be provided to the United States, "full cognizance shall be taken of all property, services, information, facilities, or other benefits or considerations provided by the Government of the United Kingdom subsequent to March 11, 1941, and accepted or acknowledged by the President on behalf of the United States of America."

The Governments of the British Commonwealth have submitted their statement of expenditures for the reverse

lend-lease

lend-lease aid covered in this report in pounds. To make these figures more intelligible to the American people, these expenditures have been translated into dollars at the official exchange rates. This may be misleading because the rate of exchange used cannot, especially under war conditions, always reflect comparable values in terms of purchasing power, man-hours of work or materials. But in spite of the misconception which may result from translating the pound expenditure figures into dollars at the official rates of exchange, I think it is desirable to provide the Congress and the people of this country with the best available indication as to the expenditures made by the British Commonwealth for reverse lend-lease aid.

Exclusive of the expenditures for supplies transferred in Colonial theatres of war, American forces have received aid through reverse lend-lease channels for which the United Kingdom made expenditures of $871,000,000 as of June 30, 1943, as follows:

Goods and services.....	$331,000,000
Shipping.....	168,000,000
Airports, Barracks, Hospitals and other construction.....	371,000,000
Total...	$871,000,000

We are

We are all familiar with the role which the Eighth Air Force has played, in collaboration with the Royal Air Force, in preparing the way for the invasion of Europe. It is not as widely known that the operation of reverse lend-lease has made contributions to the outstanding performance of our air forces based in the United Kingdom.

Under reverse lend-lease, the British have provided our bomber and fighter commands with many necessary items. Specially heated winter flying clothing to protect bomber crews from the intense cold suffered at high altitudes was supplied by the British to our air forces. When certain United States fighter gun sights proved less effective than the sights employed by British fighters, the Royal Air Force provided a substantial number of British-type sights for immediate installation. American bombers have been equipped by the British with photographic equipment effective in obtaining photographs of the target during the bomb run. The British have also provided facilities for the development and production of a new type of protective body armor

designed

designed by ~~their~~ our medical authorities.

A variety of other aid has also been provided for our air forces by the United Kingdom. Mobile repair shops located throughout the United Kingdom recondition American bombers forced to make crash landings. A one-man dinghy, developed by the British for parachute landings at sea, provides pilots of American planes with a one-man floating raft. Specialized British radio equipment has been installed in American ~~plans~~ planes which has given greater safety to our bomber crews, and has improved the effectiveness of our bombing missions. For purposes of recognition training, the Royal Air Force has delivered to the United States Air Forces more than 60,000 items of aircraft, warship and armed vehicle recognition devices. These are but a few instances of the aid which has been provided to our air forces under reverse lend-lease and without payment by us.

Although Great Britain depends upon imports for a large portion of her curtailed food supply, she is providing American forces with substantial amounts of food-

stuffs

stuffs as reverse lend-lease aid. These range from fresh vegetables, flour and potatoes to corn-on-the-cob and soft drinks.

Australia, New Zealand and India have also provided United States forces in those areas with substantial reverse lend-lease aid, including most of their food.

The Australian Government has officially estimated the expenditures for reverse lend-lease aid to the United States at £A 60,792,000 as of June 30, 1943. As the official rate of exchange of a £A equals $3.23, this indicates a dollar value of about $196,000,000. This sum is divided into the following major categories:

Stores and Provisions.....	$ 39,000,000
Technical Equipment.....	7,000,000
Motor Transport.....	14,000,000
Aircraft Stores & Equipment....	16,000,000
General Stores.....	34,000,000
Transportation & Communication.	31,000,000
Shipping.....	7,000,000
Works, Buildings & Hirings.....	66,000,000
Miscellaneous.....	2,000,000
Total....	$196,000,000

Australia and New Zealand have supplied American forces in the South and Southwest Pacific with the bulk of their foodstuff requirements on a ration scale comparable to the basic allowance of the American Army. This program

includes

~~Australia and New Zealand have supplied American forces in the South and Southwest Pacific with the bulk of their foodstuff requirements on a ration scale comparable to the basic allowance of the American Army. This program includes~~ fresh, dried and canned products, and in some cases in the latter category requires amounts ranging up to 100% of total Australian production. The following are the quantities of the principal types of foodstuffs the United States has received from Australia as reverse lend-lease through June 30, 1943:

Meat.....	61,480,000 lbs.
Bread, Biscuits & Cereals....	48,110,000 "
Potatoes.....	29,762,000 "
Vegetables & Fruit.....	49,931,000 "
Canned Foods.....	28,340,000 "
Emergency Rations.....	2,231,000 "
Sugar.....	11,782,000 "
Butter.....	6,628,000 "
Condensed Milk.....	8,711,000 "
Fresh Milk.....	11,500,000 pts.
Fresh Eggs.....	22,000,000 doz.

Although clothing rationing has been introduced in Australia, the Government has undertaken an extensive clothing manufacturing program for the United States forces. This program includes millions of pairs of socks and hundreds of thousands of shirts, jackets, trousers, pull-overs, underclothing, boots and shoes and blankets.

Recreational needs of American soldiers have been met by an Australian program which calls for every type of game and accessory from boxing gloves to medicine balls--in all, more than 420,000 items of such equipment.

includes millions of pairs of socks and hundreds of thousands of shirts, jackets, trousers, pull-overs, underclothing, boots and shoes and blankets.

Recreational needs of American soldiers have been met by an Australian program which calls for every type of game and accessory from boxing gloves to medicine balls--in all, more than 420,000 items of such equipment.

Numerous hospitals, including the newest and most modern in the country, have been made available to the United States Army for its exclusive use.

Official air, rail, and water passenger costs and freight, cable and telegraph expenses of our troops are paid by the Commonwealth Government as reverse lend-lease aid.

A large number of small ships of various types have been turned over to American authorities, and Australian shipyards are now turning out landing barges and small vessels for the combat use of our forces.

On September 29, 1943, the Australian Minister of

Finance

Finance introduced the Commonwealth budget for the current fiscal year in the Australian Parliament. He estimated that Australia will spend approximately $323,000,000 for reverse lend-lease during the year July 1, 1943 to June 30, 1944. ~~This represents some 17% of the total Australian budget for war purposes~~.

New Zealand, no less than Australia and the United Kingdom, has supplied its share of reverse lend-lease aid. For the period ending June 30, 1943, the New Zealand Government has officially reported having expended $51,000,000 for reverse lend-lease aid to the United States, made up as follows:

Supplies, Services and Foodstuffs...	$ 24,000,000
Camps.....	6,000,000
Hospitals.....	3,000,000
Warehouses.....	5,000,000
Miscellaneous Building Projects.....	7,000,000
Ship Construction.....	6,000,000
Total..	$ 51,000,000

New Zealand, with Australia, is the food basket of American forces stationed throughout the South Pacific area. In order better to provide for the needs of our troops in remote Pacific islands, New Zealand has greatly

increased

increased her capacity for the packing, canning and dehydration of meats, vegetables and dairy products. Although its population is less than 1,700,000, this Dominion has supplied the United States under reverse lend-lease and without charge with more than 170,000,000 pounds of foodstuffs during the year ending June 30, 1943, as follows:

Fresh Meat.....	49,650,000	lbs.
Canned and Smoked Meat....	31,600,000	"
Potatoes.....	9,150,000	"
Other Vegetables.....	24,125,000	"
Fruit.....	10,825,000	"
Butter and Cheese.....	12,550,000	"
Other Dairy Produce.....	10,000,000	"
Sugar.....	7,100,000	"
Flour and other Cereals....	13,725,000	"
Miscellaneous Supplies....	11,475,000	"

New Zealand also supplies numerous articles of clothing, including shoes and textiles, to United States forces as reverse lend-lease aid. When American requirements were added to those of local forces, New Zealand found it necessary to ration the civilian supply of clothing to less than one full outfit per year.

American requirements under reverse lend-lease have also occasioned shortages in many other phases of New Zealand's civilian life. Nevertheless, the Dominion continues greatly to expand the scope and volume of her reverse

lend-lease

lend-lease to the United States, and during the present fiscal year, about $65,000,000 has been budgeted for this purpose. ~~This constitutes about 13% of New Zealand's budget for war purposes.~~

While no official report has yet been received from the Government of India, our Army reports total expenditures by India for reverse lend-lease aid of approximately $56,900,000, divided as follows:

Military Stores & Equipment.....	$ 5,421,000
Transportation & Communication...	3,161,000
Petroleum Products.....	13,127,000
Construction.....	31,413,000
Subsistence.....	3,778,000
Total.....	$56,900,000

We have received aviation gasoline, motor gasoline and lubricating oil, and lesser amounts of other petroleum products from the Indian Government for use by American forces. A part of the motor fuel has been used in a number of trucks and passenger cars given our troops without payment as reverse lend-lease aid. In addition, United States Army groups have been afforded post, telegraphic, and telephone facilities, water and electric power, furnishings for buildings, and items of clothing, including mosquito- and gas-

proof

proof outfits.

Canada has received no lend-lease aid from the United States. She has paid cash for the supplies obtained in this country. It may be noted, however, that Canada has already made a billion dollars worth of aid available without payment to the United Kingdom and is now engaged in making available another billion dollars worth of aid to the United Kingdom, Russia, China and the other United Nations on a mutual aid program similar to our Lend-Lease program.

This statement of the expenditures made by the British Commonwealth of Nations for reverse lend-lease aid furnished to the United States and of the expansion of this program so as to include exports of materials and foodstuffs for the account of United States agencies from the United Kingdom and the British Colonies emphasizes the contribution which the British Commonwealth has made "to the defense of the United States" while taking its place on the battlefronts. It is an indication of the extent to which the British have been able to pool their resources with ours so that the needed weapon may be in the hands of that

soldier--

soldier--whatever may be his nationality--who can at the proper moment use it most effectively to defeat our common enemies.

C.F.
Lend Lease

PETROLEUM ADMINISTRATION FOR WAR

file

WASHINGTON

NOV - 9 1943

My dear Mr. President:

I am pleased to enclose our November progress report to you on the subject of Supplies For The U.S.S.R.

As requested, a copy of this report has been forwarded directly to Major General J. H. Burns, Executive of The President's Soviet Protocol Committee.

Sincerely yours,

Harold L. Ickes

Petroleum Administrator for War.

x4435

The President,

The White House.

Enclosure.

PETROLEUM ADMINISTRATION FOR WAR

WASHINGTON

SUPPLIES FOR THE U.S.S.R.

REPORT TO THE PRESIDENT

PETROLEUM PRODUCTS

The Soviet Government Purchasing Commission recently indicated that difficulties have been experienced in airplane engines operated on fuel manufactured from parcels of United States blending agents having a final boiling point higher than 180°C. Specifications agreed upon with the Commission in the early part of last year called for 180°C maximum, but it has been necessary to exceed this figure because of over-all inadequacy of supplies, and some material has been reported to have been as high as 194°C. While no supporting data have been presented by the Russians up to this time, we believe that the final boiling point of the Russian base stock is higher than what is considered normal in this country. This may account for the difficulty that the Russians have experienced in utilizing the blending agent that we have supplied, since this same blending agent is fully satisfactory for production of aviation gasoline in this country.

It is a physical impossibility to conform to the Russians' request for 175 or 180°C maximum without serious disruption of the blending agent programs and substantial loss of production of this material in the United States. The Russian requirements are understood to be 200,000 - 225,000 barrels per month. Only about 75,000 - 100,000 barrels monthly of material within or near the desired limit can be furnished, and the average for the total requirement would be about 185-188°C.

The Commission has been requested to furnish sample material for testing here, so that other solutions to the problem may be explored. A sample drum of Russian blended material requested in March of this year, at the same time that an experimental quantity of our cumene was requested by the Russians, has not yet been delivered to Wright Field for testing. It is understood to be in the Russians' hands on the West Coast, however, and they have promised to have it forwarded promptly.

The Commission states that 95-98 octane aviation gasoline, and not 100 octane, is produced in Russia with the blending agents imported from the United States.

The following tabulation summarizes the petroleum product shipments that have been made to the U.S.S.R. during the period June 22, 1941 (the date of the German invasion of Russia) to October 31, 1943. Shipments diverted to the United Kingdom while en route to North Russia have been eliminated, and

FOR VICTORY BUY UNITED STATES WAR BONDS AND STAMPS

x56
x220
x4193
x56-73

DECLASSIFIED MAR 21 1973
E.O. 11652, Sec. 3(E) and 5(D) or (E)
Interior Dept Ltr, 11-3-72

[redacted]

DECLASSIFIED
E.O. 11652, Sec. 3(E) and 5(D) or (E)
MAY 6 1973

replacement shipments from the United Kingdom to North Russia have been included. Included also are 314,489 barrels of 100 octane aviation gasoline which were supplied from Abadan under an exchange agreement. This quantity represents actual deliveries during July, August, and September and an estimated quantity of 90,000 barrels for the month of October.

Aviation Gasoline and Blending Agents	4,304,665	Bbls.
Motor Gasoline	848,731	"
Miscellaneous Naphtha and Kerosene	41,678	"
Gas Oil	314,959	"
Fuel Oil	27,831	"
Lubricating Oil	161,118	"
Grease	6,951	"
Tetraethyl Lead	15,972	"
Lubricating Oil Additives	23,777	"
Total	5,745,682	"

Ceresine and Paraffin Wax 3,254 Short Tons.

PETROLEUM REFINING PLANTS

Preliminary information from the over-all engineers on the Second Protocol plants indicates that as of November 1, 128,000 short tons of equipment had been shipped to Russia or were loaded on ships, and an additional 14,000 tons had been shipped from manufacturers' plants. About 8,000 tons, or possibly a somewhat larger quantity, remain to be shipped from manufacturers' plants. Of this, 3,500 tons are not required at this time, and will be delivered later in accordance with an arrangement made with the Russians a number of months ago.

The addition of an alkylation unit for Plant No. 3 (at Kuibyshev, previously planned for Buguruslan), and provision for the facilities and utilities for a dehydrating and desalting unit for Plant No. 4 (at Krasnovodsk, on the eastern side of the Caspian Sea) have been approved by the Subcommittee on Supplies of the President's Soviet Protocol Committee. These additions to the Urgent Program under the Third Protocol will bring the total cost of the Urgent Program to about $25,250,000 and will increase the quantity of strategic material involved to about 50,000 tons. This office has provided the Foreign Economic Administration with technical data to be used in the offering of this additional equipment to the Commission.

We had recommended the inclusion of the alkylation unit throughout all our discussions on the Urgent Program with the Soviet engineers. However, they advised that no request for such a unit had been received from Moscow, and they therefore had no authority to include it in the Urgent Program. With this unit, Plant No. 3 becomes self-contained in the production of finished 100 octane aviation gasoline. Without alkylation, the production of the 100 octane aviation gasoline from this plant is conditional upon additional facilities and stocks which to the best of our knowledge are not presently available for the purpose of balancing Plant No. 3.

[redacted]

No special priority, similar to that accorded to the Second Protocol plants, is planned for the Third Protocol Urgent Program. To avoid serious interference between these plants and the United States domestic 100 octane and rubber programs, the War Production Board has suggested the assignment of a priority rating of AA-1 and a "shipside delivery date" of December 1944. The equipment for the Russian plants would be scheduled together with the requirements of the domestic 100 octane and synthetic rubber projects.

A recapitulation of all equipment which the Russians desire to be included in the non-urgent program under the Third Protocol has now been presented to this office by the Soviet Purchasing Commission.

OILFIELD EQUIPMENT

We have been endeavoring for a considerable time to obtain from the Soviet Government Purchasing Commission an estimate of the Russian requirements of oilfield equipment desired during the Third Protocol period, but up to this time none has been provided. We are now given to understand, however, that a program will be presented in the near future.

Excluding tubular goods, which are not handled by this office under the Russian program, the requests for oilfield equipment now in the hands of the Commission from Moscow total approximately $10,000,000 and involve about 9,000 tons of material.

RECOMMENDATIONS

We have no recommendations to make at this time.

DECLASSIFIED MAR 21 1973
E.O. 11652, Sec. 3(E) and 5(D) or (E)

[redacted]

1 — PSF

G. F.
Lend Lease

file

THE SECRETARY OF THE TREASURY
WASHINGTON

NOV 9 1943

My dear Mr. President:

There is attached a report of Lend-Lease purchases made by the Treasury Procurement Division for the Soviet government indicating the availability of cargo for November.

The inventory of materials in storage as of November 1, 1943 was 428,423 tons or 32,789 tons less than the October 1st inventory. Production scheduled for November shows an increase of 16,694 tons as compared with October.

Yours sincerely,

H Morgenthau Jr.
x21

The President

The White House

x220
x21-y
x4193

TREASURY DEPARTMENT - U. S. S. R.

MATERIALS AVAILABLE FROM STORAGE AND PRODUCTION DURING NOVEMBER, 1943

COMMODITY	STORAGE NOVEMBER 1, 1943	PRODUCTION DURING NOVEMBER	TOTAL AVAILABLE	PRIORITY CARGOES TO PORT AREAS SPECIFIED TO DATE FOR NOVEMBER
AGRICULTURAL MACHINERY AND IMPLEMENTS		52	52	
ALUMINUM	601	668	1,269	1,269
AUTOMOTIVE EQUIPMENT AND PARTS		27	27	
BEARINGS	457	611	1,068	224
BRASS AND BRONZE	8,338	4,211	12,549	11,200
CHEMICALS	6,866	935	7,801	4,922
CLOTHING AND TEXTILES		2	2	
CONSTRUCTION MACHINERY		2,156	2,156	
COPPER IN VARIOUS FORMS	61,838	4,849	66,687	18,580
FERRO-ALLOYS	2,754		2,754	560
GRAPHITE PRODUCTS	1,015	788	1,803	
HAND AND CUTTING TOOLS		767	767	
INDUSTRIAL MACHINERY	122,903	27,863	150,766	57,417*
LEAD AND LEAD ALLOYS		25	25	
LEATHER AND LEATHER PRODUCTS		42	42	
MEDICAL SUPPLIES		18	18	
NICKEL AND NICKEL PRODUCTS	261	53	314	
NON-FERROUS METALS, OTHER	744	49	793	
PAPER AND PAPER PRODUCTS	2,910	126	3,036	1,288
PLASTICS	4,488		4,488	
RUBBER	4,023	3,694	7,717	7,717
STEEL, ALLOY AND SPECIAL	65,045	13,137	78,182	13,838
STEEL, CARBON	74,910	5,842	80,752	22,736
STEEL, PIPE AND TUBING	58,134	5,380	63,514	12,023
STEEL, RAILS	4,996		4,996	4,996
TIN PLATE	8,140	1,296	9,436	3,650
ZINC		1,120	1,120	1,120
TOTAL	428,423	73,711	502,134	161,540

*In addition, all available tonnage applicable to the Oil Refinery Program is classed as priority cargo for prompt shipment to ports.

— PSF

C.F. Lend Lease

Foreign Economic Administration
OFFICE OF LEND-LEASE ADMINISTRATION
FIVE-FIFTEEN 22d STREET NW.
WASHINGTON 25, D. C.

file

SECRET

November 10, 1943

M E M O R A N D U M

TO: The President

FROM: Bernhard Knollenberg

SUBJECT: Soviet Supply Program

In accordance with your directive of October 2, 1942, to Mr. E. R. Stettinius, Jr. to the effect that you be advised monthly of the status of the Soviet Supply Program, I have prepared the attached brief statement of the major current factors as of today.

The regular monthly statistical report on the entire program for the period ended October 31, 1943, will follow in due course as soon as the information has been gathered and correlated.

Bernhard Knollenberg.

x4559
x220
x4193

DECLASSIFIED
State Dept. Letter, 1-11-72
By J. Schauble Date FEB 2 1972

SECRET

SECRET

November 10, 1943

THE SOVIET SUPPLY PROGRAM

I. Shipping

October exports from North America fell back considerably from the September total of 510,000 gross long tons to 440,000 gross long tons. Even with the reduction, the total tonnage exported was at a rate exceeding the minimum required to meet monthly shipping commitments of the Third Protocol.

October shortages of vessels had been anticipated. Unloading difficulties in Soviet Far Eastern ports, coupled with unbalanced departures from U.S. West Coast ports in August and September, reduced the number of Soviet vessels presented for loading in October. Additional American vessels were not available for transfer to Soviet registry due to increasing military requirements of the Pacific theater.

Loading for northern convoys to Murmansk and Archangel was resumed in October after a lull which has continued from February, 1943. British produced supplies have been loaded simultaneously in the United Kingdom for the first convoy. Some American Lend-Lease materials, which had been held in the United Kingdom after having been unloaded last spring from vessels which were unable to proceed to Murmansk, were also included.

Food fell to an even lower percentage of total October exports from the United States, accounting for only 25%. This may be compared with the 40%, which it occupied during the months of the past spring and early summer. Trucks totalled 9,200 units, while steel totalled 16% of total exports from the United States.

November ship schedules are expected to be very satisfactory, with the addition of more vessels for northern convoys. Persian Gulf loadings will be close to 200,000 gross long tons. West Coast loadings will be increased over October, but will still be considerably short of August and September departures. If all sailings occur as presently anticipated, the total tonnage exported should exceed 500,000 gross long tons.

DECLASSIFIED
State Dept. Letter, 1-11-78
By J. Schaublin Date FEB 2 1972

SECRET

II. Airplanes

Departures of airplanes were increased over September to 475 planes, due in considerable measure to the reopening of the northern water route, which carried 82 fighter planes. Of the total exported, 127 were shipped under commitments of the United Kingdom in exchange for Spitfires which were made available to the U.S. Air Forces.

Flight deliveries through Alaska reached a total of 299 planes, the largest number being pursuit ships. Engineers of the Bell Aircraft Corporation, who are attached to the United States Supply Mission in Moscow, report that these P-39 planes are the most popular plane provided by the United States. Numerous changes in design have been suggested by the Soviet pilots.

III. Stocks

Increased shipment of chemicals has occurred so that stocks have been reduced to levels which are not considered excessive. Steel shipments are proceeding satisfactorily and stocks are progressively being reduced to limitations approved by the Protocol Committee.

The field receiving major attention at the present time is industrial equipment. Although individual projects, such as the Second Protocol refinery project of more than 140,000 short tons, the Ford Tire Plant and the Second Protocol power program have moved forward in orderly fashion during the summer and fall, production in general has exceeded shipping and stocks are accumulating.

Improvement in the industrial equipment situation cannot be expected before the spring. During the winter, the West Coast route cannot handle as much as during the summer. The northern convoy route is too dangerous to be used for matched equipment which will be useless if some part is lost. Production of machine tools and heavy presses and forges was deliberately crowded into the last half of 1943, so that industry would be available for other tasks in 1944. It was expected that many of these would remain in storage until the spring of 1944.

Individual items of industrial equipment are made available from stocks to the production lines for the Armed Services when a need is proved. Replacement is then scheduled as promptly as possible.

DECLASSIFIED
State Dept. Letter, 1-11-72
By J. Schauble Date FEB 2 1972

PSF file

C. F.

Lend Lease

RECORDED
UNCLASSIFIED

WAR FOOD ADMINISTRATION
FOOD DISTRIBUTION ADMINISTRATION
WASHINGTON 25, D. C.

November 24, 1945.

~~SECRET AND CONFIDENTIAL~~

The President
The White House

Dear Mr. President:

Shipments of agricultural commodities to the USSR totaled 103,058 net short tons during the month of October. This is 43,933 tons below the record breaking total supplied in September.

The priority items on the USSR program show marked decreases in most cases from the shipments of the previous months. This may be seen in the following comparison with September figures:

Commodity	Shipped in October	Shipped in September
Butter	3,691	12,551
Canned Meat	20,586	27,281
Vegetable Oil	11,253	31,472

Among the priority commodities listed last month as showing increases in September shipments, only Animal Fats and Fat Cuts show further increase in October with 18,900 tons supplied or 1,630 tons more than in the previous month. Wheat and Flour are the only commodities shipped in noticeably larger quantities in October than in the previous month and 13,978 tons were sent as compared with 2,725 tons in September. Shipments of powdered milk also show some increase with 3,236 tons supplied or 1,620 tons more than in September.

Requested for November delivery are 336,174 tons of agricultural commodities, a substantial increase over the October projection figures. Indicating a continued emphasis on these types of commodities are the requests for November delivery of 81,677 tons of Animal Fats and Fat Cuts, 43,508 tons of Vegetable Oil, and 40,738 tons of Canned Meat. Other increased requests are those for 16,662 tons of Butter, 16,724 tons of Dried Eggs, 25,043 tons of Wheat and Flour and 29,191 tons of Sugar.

Respectfully,

Marvin Jones

Administrator

x1-HH

x220
x4193
x227
Enclosure

~~SECRET AND CONFIDENTIAL~~

Food Distribution A
Transportation and
Commodity Accountab
November 16, 1943

SHIPMENT OF AGRICULTURAL COMMODITIES
TO THE U.S.S.R.
July 1, 1942 to October 31, 1943
(Net Short Tons)

Table 1

COMMODITY	Offered Against Monthly Requirement under 3rd Protocol	SUPPLIED AGAINST PROTOCOL						
		July 1, 1942 To Dec. 31, 1942	Jan. 1, 1943 To June 30, 1943	July, 1943	August, 1943	September, 1943	October, 1943	Cumulati To Oct. 1943
I. PROTOCOL								
Wheat and Flour	71,560	45,566	123,231	14,085	21,020	2,725	13,978	220,
Rice, Cereals, & Legumes	38,572	46,430	107,647	6,957	13,507	12,466	6,800	193,
Sugar	40,768	32,831	81,340	12,912	22,843	28,070	14,604	192,
Canned Meat	20,906	59,809	128,291	20,689	19,723	27,281	20,586	276,
Cured and Smoked Meat	7,840	37,431	43,793.6	2,992	3,819.39	3,279	835	92,
Butter	3,658	6,890	4,109	4,439	1,074	12,551	3,691	32,
Animal Fats & Fat Cuts	20,907	16,593	33,349	10,677	12,298	17,270	18,900	109,
Vegetable Oil	15,680	21,188	82,508	8,549	16,075	31,472	11,253	171,
Powder Milk	2,509	3,445	12,761	1,063	1,960	1,615	3,235	24,
Dried Eggs	3,658	7,364	14,922	739	2,248	2,551	2,174	29,
Canned Milk	1,254	896	4,925	915	761	2,124	455	10,
Dehy. & Conc. Soups, Veg. & Cereals	5,122	310	1,328	601	2,035	1,379	1,579	7,
Conc. Soya Products	8,362	-	-	250	252	164	270	
Cheese	15,680	3,799	660	604	548	784	877	7,
Tomato Paste	515	-	195	97	645	7	60	1,
Concentrated Juices	515	6	692	3	330	1,008	.4	2,
Soap	1,045	2,545	2,393	504	287	-	98	5,
II. OTHER FOODS	-	21,997.2	25,811.11	8,127.24	9,093.75	2,245.21	3,663	70,
	258,551	307,100.2	667,955.71	94,203.24	128,519.14	146,991.21	103,058.4*	1,447,

* This includes 38 tons of Citric Acid which is not included in Lend-Lease total.

PSF

FOREIGN ECONOMIC ADMINISTRATION
OFFICE OF LEND-LEASE ADMINISTRATION
FIVE-FIFTEEN 22d STREET NW.
WASHINGTON 25, D. C.

C. F.
Lend Lease

November 27, 1943

MEMORANDUM

To: The President

From: Bernhard Knollenberg
Executive Advisor
to the Administrator

Subject: Status of the Soviet Aid Program

I am transmitting herewith the secret report on the status of the Soviet Aid Program, as of October 31, 1943.

This report summarizes the aid furnished to the Soviet Union in the period covered by the First and Second Protocols and the first four months of the Third Protocol.

Bernhard Knollenberg.

x220
x4193
x5430

Copy No. 1

~~SECRET~~

STATUS OF THE SOVIET AID PROGRAM

AS OF OCTOBER 31, 1943

DECLASSIFIED
State Dept. Letter, 1-11-72
By ... Schedule Date FEB 2 1972

Foreign Economic Administration

~~Office of Lend-Lease Administration~~

Washington, D. C.

DECLASSIFIED
State Dept. Letter, 1-11-72
By J. Schauble Date FEB 2 1972

SECRET

PERFORMANCE DURING OCTOBER 1943

Shipments to the U.S.S.R. from United States and Canadian ports during October amounted to 439,700 long tons. This was equal to 116 percent of the protocol monthly shipping rate. Shipments during the first four months of the Third Protocol period have totaled 1,756,000 long tons - 116 percent of protocol schedule.

Cargo shipped during October is summarized in the following table:

	October		July-October	
	Tons	Percent	Tons	Percent
U. S. SUPPLIES				
Trucks & Other Vehicles	60,600	14%	184,200	10%
Metals	86,200	20	327,200	19
Chemicals & Explosives	38,100	8	153,100	9
Petroleum Products	47,100	11	196,600	11
Industrial Equipment	34,700	8	189,000	11
Food	106,000	24	479,600	27
Other U.S. Supplies	46,500	10	174,600	10
U.S. Total	419,200	95	1,704,300	97
CANADIAN SUPPLIES	18,200	4	36,600	2
BRITISH SUPPLIES	2,300	1	16,500	1
TOTAL	439,700	100%	1,757,400	100%

Shipments are expected to rise to 540,000 long tons in November and 610,000 long tons in December, with foodstuffs comprising larger proportions of the totals.

During October 471 U. S. manufactured aircraft departed from North America for the U.S.S.R. - 336 for U. S. protocol account and 125 for U. K. account. 379 planes were flight-delivered - 83 from Miami via the South Atlantic and Abadan and 296 from Fairbanks, Alaska via the Siberian ferry route. 92 planes were shipped by water - 82 for North Russia and 10 for the Persian Gulf. At the end of the month 669 aircraft were in the Persian Gulf area awaiting assembly or servicing before delivery to U.S.S.R. pilots.

Increased Soviet demands for certain items offered in the Third Protocol and additional requests not considered in Third Protocol offerings are being met where possible by substitution of such items for materials scheduled for production under original Protocol offerings. This method has been adopted to prevent undue accumulation of stocks.

Foreign Economic Administration
November 24, 1943

DECLASSIFIED
State Dept. Letter, 1-11-72
By J. Schaublo Date FEB 2 1972

SECRET

SHIPMENTS TO U. S. S. R.

SHIPMENTS, ARRIVALS AND LOSSES

CUMULATIVE IN MILLIONS OF GROSS LONG TONS

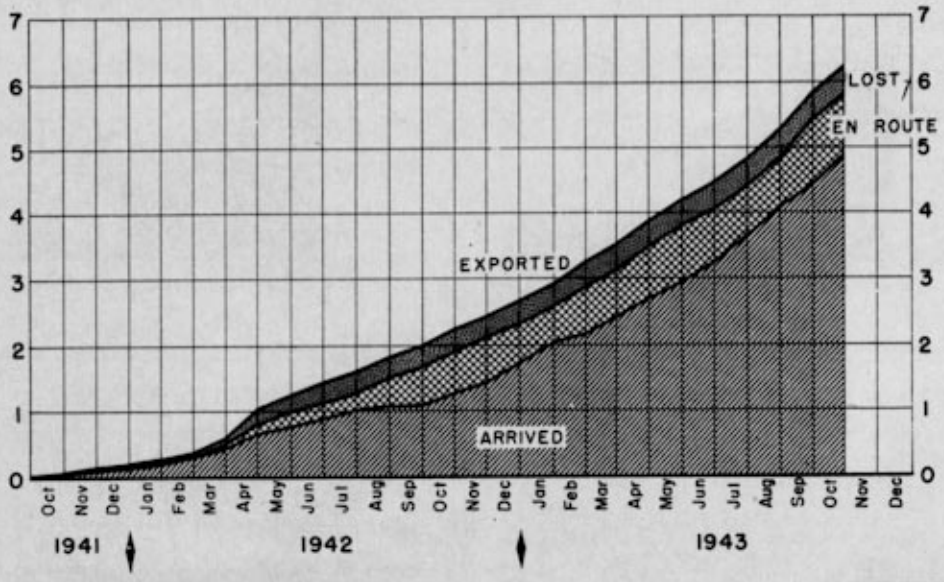

NUMBER OF SHIPS SAILING EACH MONTH

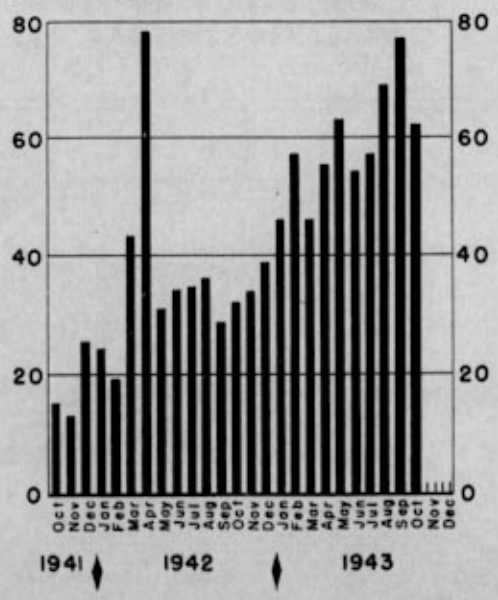

THIRD PROTOCOL CLEARANCES FROM U. S. PORTS

CUMULATIVE IN MILLIONS OF GROSS LONG TONS

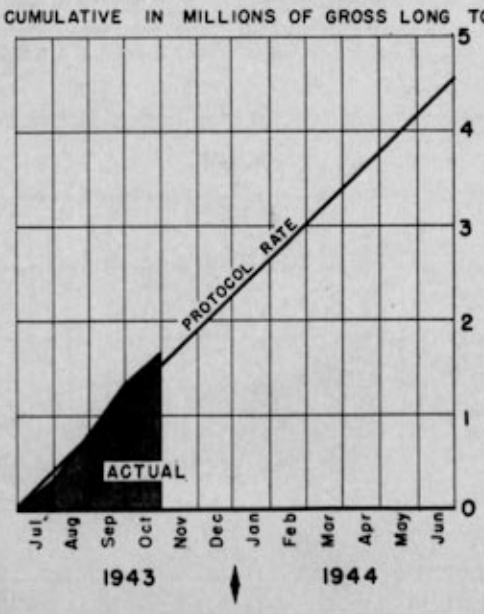

Foreign Economic Administration

EXPORTS AND AVAILABILITY OF SELECTED ITEMS

CUMULATIVE SINCE OCTOBER 1, 1941



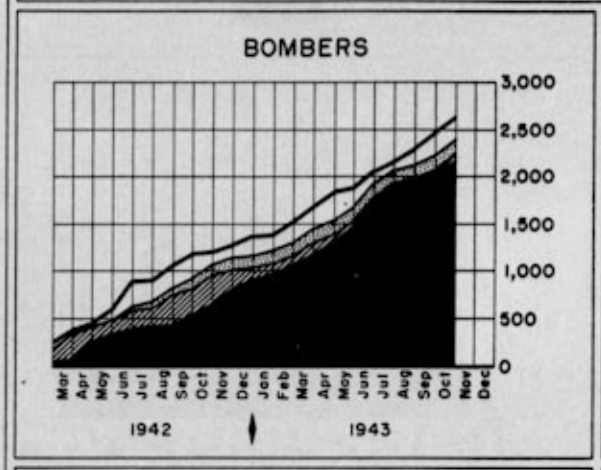

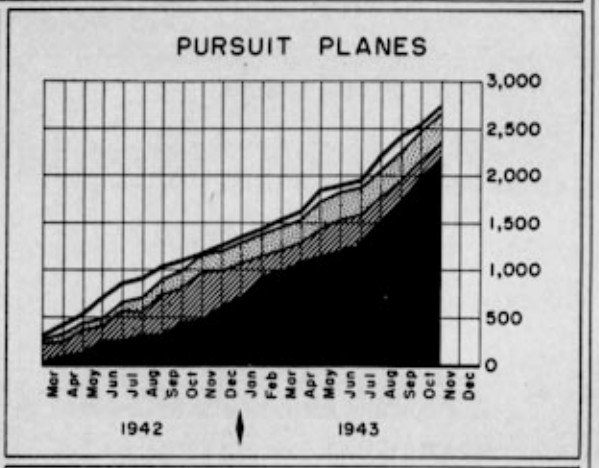

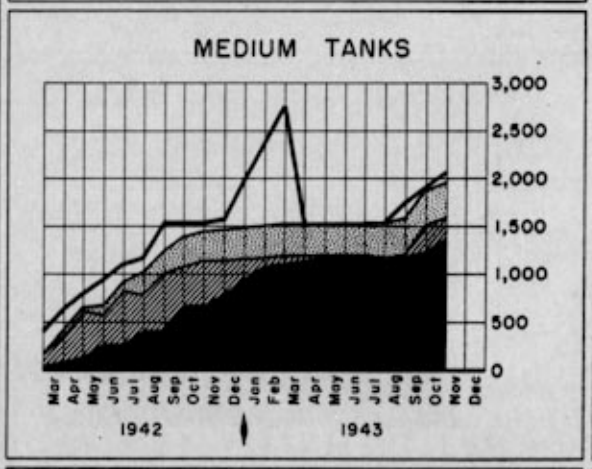

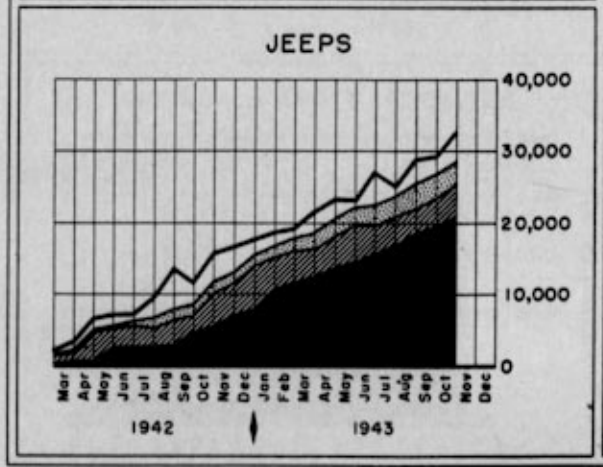

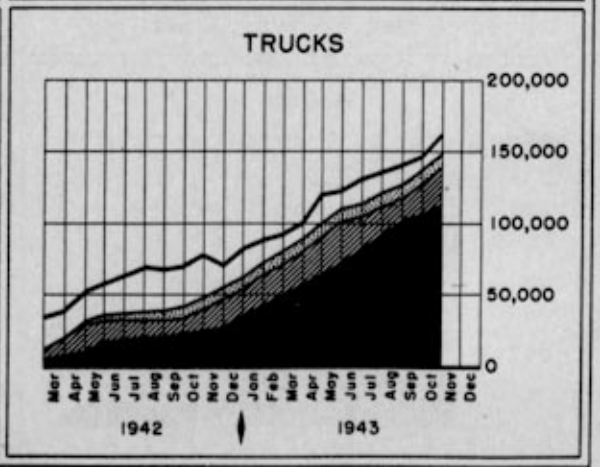

Foreign Economic Administration

DECLASSIFIED
State Dept. Letter, 1-11-72

By J. Schauble Date FEB 2 1972

DECLASSIFIED
State Dept. Letter, 1-11-72

By J. Schauble Date FEB 2 1972

~~SECRET~~

EXPORTS AND AVAILABILITY OF SELECTED ITEMS

CUMULATIVE SINCE OCTOBER 1, 1941



FIELD TELEPHONES

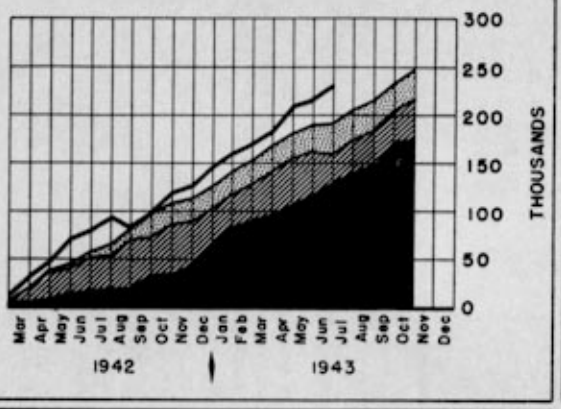

ARMY BOOTS

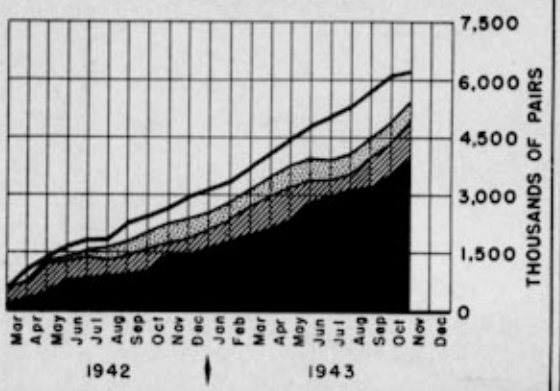

STEEL AND STEEL PRODUCTS

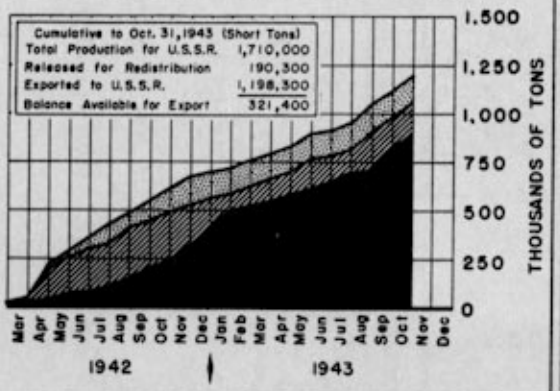

ALUMINUM AND DURALUMINUM

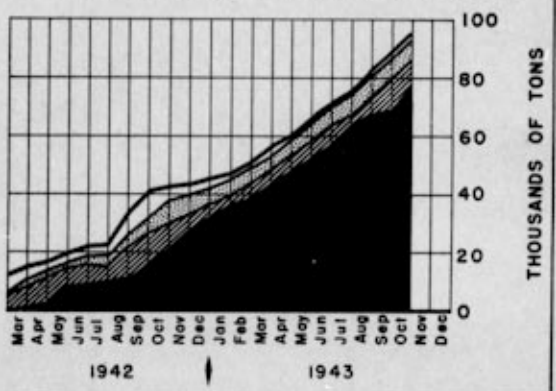

CHEMICALS AND EXPLOSIVES

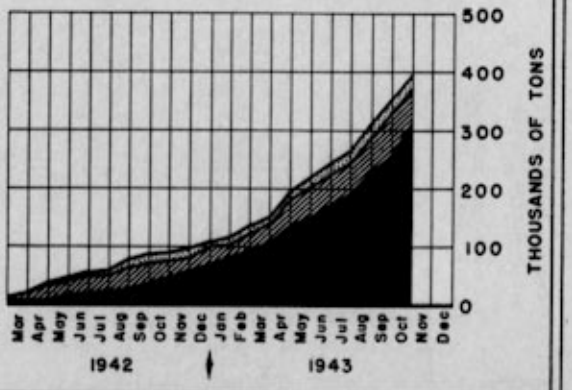

FOODS

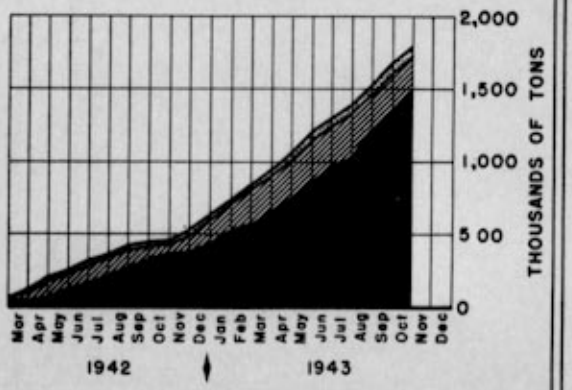

Foreign Economic Administration

AIRCRAFT DELIVERIES TO U.S.S.R.

October 1, 1941 to October 31, 1943

Protocol requirements are considered filled upon delivery of aircraft from factories.

Departure points from North America are, U. S. ports, Fairbanks for the Alaskan Siberian Ferry Route and Miami, Florida or adjacent fields for the South Atlantic Ferry Route. Deliveries are made when planes arrive at Murmansk or Archangel, or when flown by Russian pilots from Abadan for Persian Gulf shipments and planes ferried via the South Atlantic. Alsib planes are delivered to Soviet custody at Fairbanks.

The schedules include all aircraft departed from the U. S. for direct shipment to the U.S.S.R. Aircraft shipped from the U. S. intended for use in the United Kingdom but retransferred by the United Kingdom to the U.S.S.R. are not included.

		Delivered at Factories	In North America Oct. 31, 1943		Lost in North America		Departed North America	Lost After Departure	Diverted to Others	En Route N.A. to Destination 10/31/43	Arrived at Destination	Delivered at Destination
			In U.S.	In Canada and Alaska	In U.S.	In Canada and Alaska						
BY ROUTES												
Alaskan-Siberian Ferry Route		2,682	309	115(28*)	43	30	2,185	-	-	-	2,185	2,185
South Atlantic Ferry Route to Abadan		734	11	-	12	-	711	33	1	64	613	573
Water to North Russia		1,278	19	-	-	-	1,259	304	1	85	869	869
Water to Persian Gulf Assembly at Abadan		2,818	0	-	-	-	2,818	175	0	112	2,531	1,902
Total		7,512	339	115(28*)	55	30	6,973	512	2	261	6,198	5,529
U.S. PROTOCOL ACCOUNT												
Pursuit Planes												
P-40	Alsib	50	0	1(0*)	0	1	48	-	-	-	48	48
P-40	North Russia, water	(a) 950	19	0	0	0	931	242	1	82	606	606
P-40	Persian Gulf, water	621	0	0	0	0	621	25	0	111	485	-
P-39	Alsib	484	16	33(9*)	5	8	422	-	-	-	422	422
P-39	North Russia, water	57	0	0	0	0	57	7	0	0	50	50
P-39	Persian Gulf, water	577	0	0	0	0	577	28	0	0	549	-
P-47	Alsib	3	0	3(0*)	0	0	0	-	-	-	0	0
Total Pursuit Planes		2,742	35	37(9*)	5	9	2,656	302	1	193	2,160	-
Light Bombers												
A-20	Alsib	868	104	25(7*)	15	6	718	-	-	-	718	718
A-20	South Atlantic	606	11	0	12	0	583	29	1	64	489	449
A-20	North Russia, water	165	0	0	0	0	165	39	0	0	126	126
A-20	Persian Gulf, water	637	0	0	0	0	637	79	0	0	558	558
Total Light Bombers		2,276	115	25(7*)	27	6	2,103	147	1	64	1,891	1,851
Medium Bombers												
B-25	Alsib	211	39	15(4*)	0	1	156	-	-	-	156	156
B-25	South Atlantic	128	0	0	0	0	128	4	0	0	124	124
B-25	North Russia, water	5	0	0	0	0	5	0	0	0	5	5
Total Medium Bombers		344	39	15(4*)	0	1	289	4	0	0	285	285
Heavy Bombers												
B-24	Alsib	(b) 1	0	0	0	0	1	-	-	-	1	1
Cargo Planes												
C-47	Alsib	174	40	9(4*)	1	0	124	-	-	-	124	124
Observation Planes												
O-52	North Russia, water	30	0	0	0	0	30	11	0	0	19	19
Advanced Trainers												
A-T-6-C	North Russia, water	8	0	0	0	0	8	0	0	3	5	5
A-T-6-C	Persian Gulf, water	22	0	0	0	0	22	0	0	0	22	19
Total Advanced Trainers		30	0	0	0	0	30	0	0	3	27	24
U.K. PROTOCOL ACCOUNTS (Under Reciprocal Agreements)												
P-40	Persian Gulf, water	300	0	0	0	0	300	0	0	0	300	-
P-39	Alsib	861	110	29(4*)	22	11	689	-	-	-	689	689
P-39	North Russia, water	35	0	0	0	0	35	5	0	0	30	30
P-39	Persian Gulf, water	540	0	0	0	0	540	43	0	1	496	-
Total (Pursuits)		1,736	110	29(4*)	22	11	1,564	48	0	1	1,515	-
REIMBURSEMENT ACCOUNT												
P-39	Alsib	30	0	0	0	3	27	-	-	-	27	27
P-39	North Russia, water	28	0	0	0	0	28	0	0	0	28	28
P-39	Persian Gulf, water	121	0	0	0	0	121	0	0	0	121	-
Total (Pursuits)		179	0	0	0	3	176	0	0	0	176	-

* At Fairbanks
(a) Does not include 59 P-40 pursuit planes shipped to North Russia in September 1941 and all of which arrived.
(b) One heavy bomber carrying a U.S. Mission became stranded in Siberia and was turned over to the Soviet Government.

DECLASSIFIED
Dept. Letter, 11-19-71
By ... Date FEB 2 1972

THIS OVERSIZE ITEM HAS BEEN MICROFILMED IN SECTIONS.

SECRET

EXPORTS AND AVAILABILITY

As of October 31, 1943

Ref.	Item	Third Protocol Performance July 1, 1943 to Oct. 31, 1943		Exported		Cumulative Performance - 1st, 2nd and 3rd Protocols October 1, 1941 to October 31, 1943						
		Made Available a/	Offered to be made Available b/	During Oct. 1943	During Third Protocol Period 7/1/43 to 10/31/43	Made available a/	Exported	Arrived d/	Lost	Diverted to Others After Export e/	In U. K. Awaiting Forwarding e/	Balance En Route Oct. 31 1943 e/
	Military Items											
	Aircraft f/											
	For U.S. Protocol Account											
I 1A	Pursuit Planes	795	800	161	775	2,742	2,656	See Detailed Schedule				
I 1B	Light Bombers	455	400	157	381	2,276	2,104					
I 1C	Medium Bombers	124	100	24	83	344	289					
I 1D	Heavy Bombers	0	0	0	0	1	1					
I 1E	Cargo Planes	94	80	4	38	174	124					
I 1F	Advanced Trainers	0	0	0	0	30	30					
I 1G	Observation Planes	0	0	0	0	30	30					
	For U.K. Protocol Account Under Reciprocal Agreements											
I 1A	Pursuit Planes	586	600	125	569	1,736	1,564					
	For Reimbursement Account Under Reciprocal Agreement											
I 1A	Pursuit Planes	0	0	0	0	179	176					
	Tanks f/											
I 2A	Light Tanks	0	0	0	0	1,680	1,680	1,237	443	0	0	0
I 2B	Medium Tanks	531	667	76	427	2,067	1,963	1,365	362	0	0	236
	Guns, Etc.											
I 3A	AA 90 mm.	76	0	20	84	180	172	100	8	0	20	44
I 4A	AA 40 mm.	2,097	0	402	2,464	3,272	2,539	1,323	132	0	0	1,084
I 4B	AA 37 mm.	0	0	0	0	508	424	308	16	0	68	32
I 4C	AA 50 cal. mg.	0	0	0	525	1,400	1,325	550	0	0	400	375
I 5C	Tank Destroyers (AT 57 mm.-Self-propelled mount)		0	386	386	400**	386	0	0	0	0	386
I 5D	Tank Destroyers (AT 3" Self-propelled mount)	50	0	40	40	52	42	2	0	0	0	40
I 5B	AT 37 mm.	0	0	0	0	63	63	35	28	0	0	0
I 8A	Submachine Guns .45 cal.	0	0	0	0	132,783	132,783	109,593	23,190	0	0	0
I 8B	Rocket Launchers	0	0	0	0	3,000	3,000	3,000	0	0	0	0
I 8C	Mortars 81 mm.	0	0	0	0	30	30	30	0	0	0	0
I 8D	Pistols & Revolvers	1,500	0	0	6,500	8,000	6,500	6,500	0	0	0	0
	Ammunition is being supplied for all weapons furnished by the U. S. in accordance with the standards of supply for U. S. Forces. Additional ammunition has been furnished for weapons of Soviet manufacture.											
	Trucks (With equipment & spare parts including tires and spares)											
I 10A	Cargo & Weapons Carriers (3/4 ton)	2,100	-	160	406	6,904	5,054	4,456	0	598	0	0
I 10B	Trucks (1½ ton)	17,820	-	3,872	18,178	77,263	72,409	54,677	5,794	1,826	1,446	8,666
I 10C	Trucks (2½ ton)	17,394	-	6,818	15,545	76,745	71,009	53,989	3,976	704	3,418	8,922
I 10D	Trucks (5 ton and over)	0	-	0	0	54	54	54	0	0	0	0
I 10E	Tank Transporters (20 & 40 ton)	184	-	30	94	260	170	90	16	0	0	64
	Total Trucks	37,498	40,000	10,880	34,223	161,226	148,696	113,266	9,786	3,128	4,864	17,652
	Other Vehicles											
I 9A	Armored Scout Cars	709	4,500	162	370	1,623	1,284	870	168	0	0	246
I 9B	Jeeps (¼ ton 4x4)	7,702	8,000	1,655	6,249	32,634	28,699	21,090	3,434	1,378	0	2,797
I 9C	Personnel Carriers (½ track)	130	200	31	43	459	372	280	49	0	0	43
I 9E	Cargo Carriers (½ track)	2	0	0	2	2	2	2	0	0	0	0
I 17	Motorcycles	4,794	4,000	998	3,986	16,894	15,386	10,788	1,464	1,100	0	2,034
I 18	Military Tractors	918	800	134	723	4,066	2,614	1,992	205	0	155	262
I 10F	Tank Recovery Units	87	0	16	33	87	33	14	0	0	0	19
I 34	Field Repair Trucks	*	0	183	443	*	747	502	3	0	0	242
	Signal Equipment											
I 20A	Radio Stations (Over 1 KW)	10	4			*						
I 20B	Radio Stations (1 KW & Under)	3,361	5,468	492	3,430	*	*	*	*	*	*	*
I 20C	Radio Receivers	10	178	14	378	*	*	*	*	*	*	*
I 26	Radio Beacons	95	0	*	*	*						
I 27	Radio Direction Finding Sets	0	0	2	25	*	*	*	*	*	*	*
I 32	Radio Parts & Access. ($1000)	307	1,000	*	*	*						
I 28	Radio Measuring & Test Equip. ($1000)			*	*	*						
I 23	Radio Tubes (1000 units)	490	783	0	*	*						
I 11	Field Telephones	28,444	33,334	12,605	59,607	*	247,898	174,004	30,648	600	11,600	31,046
I 12	Field Telephone Wire (miles)	110,684	100,000	39,502	104,152	*	782,506	584,881	126,258	0	12,604	58,763
I 24	Gas Driven Generators (field)	0	2,000	296	3,104	*	14,167	12,987	103	0	0	1,077
I 31A	Dry Cells for Radios	*	0	45,620	67,220	*	106,188	60,568	0	0	0	45,620
I 31B	Flashlights with Dry Cells	*	0	390,000	420,000	*	445,000	55,000	0	0	0	390,000
	Explosives											
I 14A	Smokeless Powder (tons)	32,540	23,900	6,847	36,363	79,963	74,961	50,473	4,439	0	5,369	14,680
I 14B	Nitroglycerine Powder (tons)	0		0	0		0	0	0	0	0	0
I 13B	T.N.T. (tons)	11,350	8,960	4,714	21,700	68,657	55,514	40,190	3,649	250	2,452	8,973
II 61A2	Dynamite (Ammonite) (tons)	9,476	b/	5,741	7,281	19,303	13,592	7,851	0	0	0	5,741
	Total Explosives (tons)	53,366	32,860	17,302	65,344	167,923	144,121	98,568	8,088	250	7,821	29,394
	Other Military Items											
I 35A	Pneumatic Floats	0	0	0	0	3,000	3,000	2,398	552	0	50	0
I 35C	Barbed Wire Cutters ($1000)	*	0	0	138	*	438	438	0	0	0	0
I 35E	Smoke Pots	*	0	63,708	145,632	*	150,632	66,782	0	0	0	83,850

	Explosives											
I 14A	Smokeless Powder (tons)	32,540	} 23,900	6,847	36,363	79,963	74,961	50,473	4,439	0	5,369	14,680
I 14B	Nitroglycerine Powder (tons)	0		0	0		0	0	0	0	0	0
I 13B	T.N.T. (tons)	11,350	8,960	4,714	21,700	68,657	55,514	40,190	3,649	250	2,452	8,973
II 61A2	Dynamite (Ammonite) (tons)	9,476	h/	5,741	7,281	19,303	13,592	7,851	0	0	0	5,741
	Total Explosives (tons)	53,366	32,860	17,302	65,344	167,923	144,121	98,568	8,088	250	7,821	29,394
	Other Military Items											
I 35A	Pneumatic Floats	0	0	0	0	3,000	3,000	2,398	552	0	50	0
I 35C	Barbed Wire Cutters ($1000)	*	0	0	138	*	438	438	0	0	0	0
I 35E	Smoke Pots	*	0	63,708	145,632	*	150,632	66,782	0	0	0	83,850
	Quartermaster Items											
II 71A	Leather (tons)	7,359	6,000	1,945	5,436	36,617	29,131	20,459	4,615	774	0	3,283
II 72A	Army Boots (1000 pr)	1,186	1,200	621	1,517	6,254	5,499	3,920	555	0	256	768
II 72B	Ski Boots (1000 pr)	7	0	0	43	132	100	63	0	0	4	33
II 71B	Leather Belts (1000 units)	365	0	*	*	1,745	*					
II 71C	Leather Jackets (1000 units)	30	0	*	*	170	*					
II 73A	Woolen Cloth (1000 yds)	2,888	6,000	2,165	8,036	22,353	16,613	11,767	943	0	1,089	2,814
II 73B	Cotton Cloth (1000 yds)	16,137	(1,045) 8,333	1,673	10,984	105,850	31,141	26,338	1,222	0	1,478	2,103
II 75	Webbing (1000 yds)	12,744	(4000) 2,000	1,396	1,719	56,394	23,406	18,121	2,207	0	2,027	1,051
II 76	Tarpaulin & Duck (1000 yds)	1,267	1,000	*	*	9,247	*					
II 73C	Other QM. Textiles ($1000)	1,194	0	331	1,077	4,599	2,128	1,353	169	0	3	603
II 73D	QM Apparel ($1000)	75	0	297	1,120	4,821	3,865	2,334	47	0	896	588
	Medical Supplies											
V	Drugs, Instruments, Equip. ($1000) (Under Protocols Only)	3,800	4,000	*	*	23,600	*					

Notes: All Tons are 2000 lbs. net weight.

* Data not available

** Estimated

a/ From production or assignments in addition to quantities made available but not exported at end of Second Protocol period and after deductions of quantities repossessed or diverted before export.

b/ Offerings selected by U.S.S.R. are in excess of the aggregate of shipping commitments and reasonable stocks. Production control provisions of the protocol are being exercised and will reduce production below offerings in many instances. Offerings for which no monthly schedules are quoted in the protocol have been computed on the basis of proportional time elapsed.

c/ From production or assignments after deductions of quantities repossessed or diverted before export.

d/ Includes shipments for clearance through Persian corridor reported arrived in Persian Gulf.

e/ 1943 discharge in U.K. considered as awaiting forwarding where specific information has not yet been tabulated.

f/ Armament, spare parts and other equipment supplied in accordance with U. S. standards.

h/ Separate offering under study.

i/ Included in blanket offering for Miscellaneous Materials and Products.

DECLASSIFIED
State Dept. Letter, 1-11-72
By J. Schmuhle Date FER
2 1972

Ref.	Item	Third Protocol Performance July 1, 1943 to Oct. 31, 1943: Made Available a/	Third Protocol Performance July 1, 1943 to Oct. 31, 1943: Offered to be made Available b/	Exported: During Oct. 1943	Exported: During Third Protocol Period 7/1/43 to 10/31/43	Cumulative Performance - 1st, 2nd and 3rd Protocols October 1, 1941 to October 31, 1943: Made Available a/	Exported	Arrived d/	Lost	Diverted to Others After Export e/	In U. K. Awaiting Forwarding e/	Balance En Route Oct. 31 1943 e/
	Materials											
	Non-Ferrous Metals											
II 3	Aluminum Ingots (tons)	18,168	11,920	3,876	16,872	56,249	54,953	45,750	4,532	0	0	4,671
II 3A	Duralumimum (tons)	6,040		1,771	5,656	39,166	38,076	31,417	2,393	0	0	4,252
II 4A	Pig Nickel (tons)	1,183	1,200	412	1,410	5,905	5,904	4,417	828	0	0	659
II 4B	Monel Metal Scrap (tons)	77	1/	0	75	77	75	75	0	0	0	0
II 4C	Basic Products of Nickel (tons)	14	1/& h/	2	2	121	110	94	14	0	0	2
II 5	Molybdenum Concentrates (tons)	1,180	1,336	488	1,180	9,545	9,545	7,282	1,430	0	0	833
II 6	Copper, Electrolytic (tons)	0	g/	0	142	1,146	1,144	1,144	0	0	0	0
II 7	Brass, Bronze, etc. (tons)	25,634	35,840	10,080	28,869	178,557	162,000	121,308	13,997	0	5,209	21,486
II 11	Copper Tubes, etc. (tons)	3,736	5,000	1,898	4,528	21,866	18,900	14,620	1,193	36	284	2,767
II 8	Magnesium Metal (tons)	922	1,344	149	1,297	2,939	2,865	2,716	0	0	0	149
II 9	Zinc Slabs (tons)	5,096	4,480	176	5,167	44,427	44,427	41,928	2,323	0	0	176
II 29	Special Non-Ferrous Wire (tons)	33	90	10	66	424	330	311	2	0	0	17
II 30A	Nichrome Wire & Strip (tons)	183	180	88	159	912	870	663	92	0	0	115
II 30B	Basic Products of Nichrome (tons)	13		12	75	508	502	465	0	0	25	12
II 49	Mercury (tons)	0	1/	0	28	895	894	894	0	0	0	0
II 58	Cerium Metal (tons)	0	1/	0	3	18	17	17	0	0	0	0
II 61A13	Metallic Sodium (tons)	88	1/	0	0	1,190	1,103	845	258	0	0	0
II 88	Manganese Metal (tons)	0	1/	11	11	11	11	11	0	0	0	0
II 89	Lead (tons)	0	1/	0	34	43	43	9	0	0	0	34
II 90	Tin (tons)	0	1/	0	8	10	10	10	0	0	0	0
II 91 *	Aluminum, Tin & Nickel Foils (tons)	64	1/	0	0	214	150	146	4	0	0	0
II 92	Babbit Metal (tons)	0	1/	0	5	106	106	86	20	0	0	0
II 93	Cadmium (tons)	0	1/	0	0	201	201	201	0	0	0	0
II 94	Cobalt (tons)	81	54	27	53	249	199	146	0	0	0	53
	Total Non-Ferrous Metals (tons)	62,512	-	19,000	65,640	364,779	342,435	274,555	27,086	36	5,532	35,226
II 35B	Misc. Non-Ferrous Metals and Products ($1000)	3	1/	1	3	13	13	12	0	0	0	1
	Copper Cable and Wire											
II 1	Marine Cable (miles)	67	249	104	197	1,348	1,101	756	127	0	92	126
II 2	Submarine Cable (miles)	74	124	0	255	849	833	783	50	0	0	0
II 74	Other Insulated Cables ($1000)	10,294	2,485 mi. n/	1,141	3,472	33,960	13,402	10,347	218	0	866	1,979
II 74A	Bare Copper Cables & Wire ($1000)	169	6,668 S.T. n/	13	195	1,469	1,170	1,061	0	0	80	29
	Ferro-Alloys											
II 12	Ferro-Silicon (tons)	0	3,136	323	2,182	8,247	6,138	3,961	1,049	0	28	1,100
II 13	Ferro-Chrome (tons)	0	1,792	1,381	1,760	4,113	3,745	1,870	494	0	0	1,381
II 85	Ferro-Phosphorus (tons)	0	0	0	0	4	4	4	0	0	0	0
II 86	Ferro-Vanadium (tons)	0	0	0	0	2	2	2	0	0	0	0
II 87	Ferro-Tungsten (tons)	0	0	0	0	2	2	2	0	0	0	0
II 87A	Ferro-Molybdenum (tons)	0	0	0	0	0	0	0	0	0	0	0
	Total Ferro-Alloys (tons)	0	4,928	1,704	3,942	12,368	9,891	5,839	1,543	0	28	2,481
	Ferrous Metals & Products											
II 10	Bimetal (tons)	526		418	4,852	19,817	10,394	8,794	60	0	288	1,252
II 14	Armor Plate (tons)	0		0	0	8,951	8,951	5,787	2,852	267	0	45
II 16	Polished Drill Rods (tons)	93		24	91	350	281	238	2	0	10	31
II 17	High Speed Tool Steel (tons)	2,187		506	1,025	7,157	5,613	4,529	386	0	83	615
II 18	Tool Steel (tons)	4,412		1,779	3,691	19,302	16,691	13,463	883	25	446	1,874
II 19	Cold Finished Bars (tons)	12,594g/		4,470	15,770	118,390j/	86,522	70,076	308	280	3,024	12,834
II 20	H. R. Aircraft Steel (tons)	17,437g/		4,473	30,082	130,973j/	91,518	80,830	1,375	0	657	8,656
II 21	Cr. Si. Mn. Billets (tons)	(-) 4,141g/		0	3	83,469j/	79,288	65,908	9,081	431	3,214	654
II 22	Cold Rolled Sheets (tons)	0g/		0	305	85,712j/	81,147	48,804	29,653	1,709	699	282
II 22A	Cold Rolled Strip (tons)	(-)27,014g/		122	875	75,700j/	65,411	51,609	11,266	797	1,089	650
II 23	Stainless Steel (tons)	1,246		303	1,568	6,760	5,304	4,896	70	0	1	337
II 24	Tinplate (tons)	13,137		1,885	4,240	92,100	79,954	63,833	10,611	970	1,902	2,638
II 25	Steel Wire (tons)	(-)27,923g/		4,139	9,230	85,011j/	64,912	52,272	5,052	672	968	5,948
II 26	Wire Rope (tons)	3,410g/		1,471	4,321	28,981j/	19,220	16,360	789	0	344	1,727
II 27	Steel Alloy Tubes (tons)	7,749		1,338	5,348	29,402	13,739	11,486	52	0	105	1,596
II 28	Stainless Steel Wire (tons)	130		24	153	2,549	2,455	2,279	94	13	44	25
II 31	Barbed Wire & Staples (tons)	(-) 6,583g/		1,317	1,384	48,026j/	47,149	34,755	10,538	203	99	1,604
II 32	Pipe and Tubing (tons)	17,077g/		7,223	22,610	141,198j/	83,258	52,085	15,918	1,571	288	13,396
II 33	H. R. Sheets & Plates (tons)	9,098g/		9,851	37,328	186,870j/	148,911	105,071	18,642	1,533	4,383	19,282
II 34	Bolts, Nuts, Rivets, etc. (tons)	1,231		482	2,480	11,356	6,411	5,689	0	0	0	722
II 35D	Aircraft Landing Mats (tons)	8,533		0	8,533	8,533	8,533	8,533	0	0	0	0
II 101	R.R. Rails and Access. (tons)	82,218		23,056	107,221	246,439	218,298	154,163	20,474	1,421	618	41,622
II 102	Mounted Sets, Wheels and Axles (tons)	0		8,046	14,785	24,075	16,907	3,370	90	0	911	12,536
II 103	Car Axles (tons)	0		0	1,269	35,910	20,955	15,860	927	0	4,050	118
II 104	Locomotive & Car Wheel Tires (tons)	541		540	4,914	13,519	10,498	8,483	53	0	484	1,478
II 105	Rolled Steel Car Wheels (tons)	0		1,292	4,223	8,572	6,057	2,854	0	0	512	2,691
II 107	Locomotive Axles (tons)	0		141	141	255	183	42	0	0	0	141
II 108	Electric Locomotive Axles (tons)	0		0	0	300	222	222	0	0	0	0
	Total Steel	115,958		72,900	286,442	1,519,707	1,198,282	892,241	139,176	9,892	24,219	132,754

Note: g/ The following released for redistribution to others have been deducted from the above amounts made available:

		Jul-Oct 1943	Oct-1943			Jul-Oct 1943	Oct-1943			Jul-Oct 1943	Oct-1943
II-19	Cold Finished Bars	945	956	II-22	Cold Rolled Sheets	0	2,960	II-31	Barbed Wire and Staples	6,586	17,127
II-20	H.R. Aircraft Steel	0	73	II-22A	Cold Rolled Strips	28,464	28,464	II-32	Pipe and Tubing	(-)15,644(1)	60,485
II-21	Cr. Si. Mn. Billets	4,141	30,866	II-25	Steel Wire	31,896	31,896	II-33	H.R. Sheets and Plates	858	17,103
				II-26	Wire Rope	262	342				

(1) Reflects amount returned to USSR account.

II 35A1	Chains and Anchors (tons)	1,109		214	1,059	2,072	1,636	1,416	0	0	0	220
II 35A	Misc. Ferrous Metals & Products ($1000)	787		110	635	1,821	1,456	1,279	30	0	0	147

Notes: All Tons are 2000 lbs. net weight.

a/ From production or assignments in addition to quantities made available but not exported at end of Second Protocol period and after deductions of quantities repossessed or diverted before export.
b/ Offerings selected by U.S.S.R. are in excess of the aggregate of shipping commitments and reasonable stocks. Production control provisions of the protocol are being exercised and will reduce production below offerings in many instances. Offerings for which no monthly schedules are quoted in the protocol have been computed on the basis of proportional time elapsed.
c/ From production or assignments after deductions of quantities repossessed or diverted before export.
d/ Includes shipments for clearance through Persian corridor reported arrived in Persian Gulf.
e/ 1943 discharge in U.K. considered as awaiting forwarding where specific information has not yet been tabulated.
f/ Offering to 10/31/43 is for 200 tons of nickel contained in monel scrap.
i/ Included in blanket offering for Miscellaneous Materials and Products.
h/ Offering included in blanket offering to 10/31/43 of 44,800 s.t. of copper in various forms.
j/ Data not available in units of offering.
k/ Contained nickel applicable to offering to 10/31/43 of 800 s.t. of nickel in steel and non-ferrous products.

2 1972

SECRET
Sheet 3

Ref.	Item	Third Protocol Performance July 1, 1943 to Oct. 31, 1943: Made Available a/	Third Protocol Performance: Offered to be made Available b/	Exported: During Oct. 1943	Exported: During Third Protocol Period 7/1/43 to 10/31/43	Cumulative Performance - 1st, 2nd and 3rd Protocols October 1, 1941 to October 31, 1943: Made Available c/	Exported	Arrived d/	Lost	Diverted to Others After Export e/	In U. K. Awaiting Forwarding e/	Balance En Route Oct. 31 1943 e/
II 37	Petroleum Products (tons)	211,762g/	120,000	52,070	211,762	611,472g/	611,472	486,899	10,786	55,974	0	57,813
	From Abadan for U.S. Acct.(tons)	38,986g/	40,000	10,655**	38,986**	44,618g/	44,618**	-	-	0	0	-
	Chemicals											
II 61A5	Acetone (tons)	658	2,240	162	660	1,659	1,567	1,298	0	0	0	269
II 38A	Alcohol (tons)	28,331	35,840	10,815	36,200	58,724	56,346	56,000	159	0	0	187
II 61A3	Caustic Soda (tons)	15,932	13,440	2,952	17,338	43,454	41,184	33,375	707	0	0	7,102
II 38	Ethylene Glycol (tons)	1,638	1,120	1,902	2,729	8,591	7,260	4,695	189	0	358	2,018
II 61A11	Glycerine (tons)	2,954	2,240	24	2,953	12,620	10,120	9,700	301	0	0	119
II 45	Methanol (tons)	0	2,240	44	699	17,200	13,688	9,429	2,963	371	683	242
II 36	Phenol (tons)	1,962	4,000	1,533	3,297	19,561	17,759	13,408	1,575	170	448	2,158
II 61A24	Potassium Tetraoxide (tons)	121	21g/	0	4	366	172	172	0	0	0	0
I 13A	Toluol (tons)	15,520	8,960	100	12,804	57,824	48,581	42,770	2,991	359	1,810	651
II 46	Urotropine (tons)	1,975	2,240	1,674	2,914	11,012	8,423	5,616	385	25	201	2,196
	Other Chemicals											
II 48	Ammonia Chloride (tons)	(-) 4	-	0	76	4,801	726	726	0	0	0	0
II 61A23	Ammonia Nitrate (tons)	0	-	0	0	3,394	3,394	2,602	113	0	679	0
II 51	Ammonia Sulpho Cyanate (tons)	0	-	0	-	3	3	3	0	0	0	0
II 61A9	Aniline Oil (tons)	0	-	0	0	5,711	3,521	2,466	927	16	112	0
II 61	Anthracene (tons)	0	-	0	0	9	9	9	0	0	0	0
II 54	Barium Peroxide (tons)	1	-	0	0	332	106	106	0	0	0	0
II 61A21	Black Dyes (tons)	0	-	74	228	752	387	235	0	0	0	152
II 61A7	Boric Acid (tons)	0	-	0	0	459	459	292	167	0	0	0
II 61A8	Calcium Carbide (tons)	112	-	0	186	368	354	354	0	0	0	0
II 61A24	Carbon & Lamp Blacks (tons)	0	-	0	13	2,251	2,251	2,251	0	0	0	0
II 52	Centralite (tons)	707	-	197	410	1,419	918	721	0	0	0	197
II 61A26	Citric Acid (tons)	161**	-	38	161	674**	674	596	56	0	0	22
II 44	Colloxylin (tons)	0	-	0	0	8,136	4,766	3,231	1,339	86	110	0
II 59	Cresol (tons)	0	-	0	0	441	292	231	0	0	0	61
II 41	Dibutyl Phthalate (tons)	48	-	158	603	4,433	3,930	2,481	859	70	0	520
II 61A17	Diethylene Glycol (tons)	0	-	118	177	368	342	175	0	0	0	167
II 42	Dimethylaniline (tons)	0	-	0	52	2,510**	2,302	1,797	420	0	19	66
II 43	Diphenylamine (tons)	0	-	0	3	2,087	1,489	1,233	256	0	0	0
II 61A16	Ethylene Chlorohydrine (tons)	120	-	0	21	152	32	32	0	0	0	0
II 61A10	Ethylene Dibromide (tons)	0	-	46	319	4,615	1,768	1,494	0	0	0	274
II 61A27	Formaldehyde (tons)	0	-	0	0	560	494	432	62	0	0	0
II 61A22	Napthenic Acid (tons)	0	-	0	0	600	0	0	0	0	0	0
II 61A14	Neozone (tons)	0	-	0	0	504	470	470	0	0	0	0
II 61A1	Phenol Formaldehyde (tons)	0	-	0	0	448	447	369	78	0	0	0
II 40	Phosphorus (tons)	(-)1,108	-	100	100	2,456	2,065	1,480	485	0	0	100
II 61A4	Picric Acid (tons)	139	-	112	112	1,632	469	210	0	0	147	112
II 61A18	Potassium Chlorate (tons)	221	-	268	305	1,344	749	441	0	0	40	268
II 50	Potassium Nitrate (tons)	(-) 9	-	0	311	3,603	1,476	1,338	0	0	138	0
II 60	Potassium Sulphate (tons)	(-)402	-	0	175	1,426	580	535	0	0	45	0
II 53	Resorcin (tons)	0	-	0	1	120	61	51	0	0	10	0
II 56	Rhodamine (tons)	0	-	0	1	6	6	6	0	0	0	0
II 61A19	Saccharine (tons)	130	-	42	67	327	252	200	12	0	-	40
II 61A6	Soda Ash (tons)	112	-	49	755	1,501	1,389	1,340	0	0	0	49
II 61A20	Sodium Bichromate (tons)	0	-	0	0	600	326	326	0	0	0	0
II 39	Sodium Bromide (tons)	(-)352	-	0	58	2,110	1,727	1,320	334	0	58	15
II 55	Strontium Oxalate (tons)	0	-	0	48	96	76	76	0	0	0	0
II 57	Torium Nitrate (tons)	0	-	0	0	12	12	6	6	0	0	0
II 61A15	Twitchell or Petrov Reagent (tons)	114	-	0	178	620	395	341	0	0	0	54
II 77	Vistanex (tons)	127	-	25	125	459	332	251	5	0	25	51
II 61A99	Misc. Chemicals (tons)	967	-	125	2,036	8,712	6,994	6,526	121	0	23	324
	Total Other Chemicals (tons)	1,084	3,067	1,352	6,521	70,051	46,043	36,753	5,240	172	1,406	2,472
	Total All Chemicals	70,175	75,408	20,558	86,119	301,062	251,143	213,216	14,510	1,097	4,906	17,414
	Other Materials and Products											
II 67A	Abrasive Grain (tons)	2,985	1,333	563	2,111	5,626	3,488	2,011	91	0	200	1,186
II 67B	Abrasive Products ($1000)	1,778	1,333	292	1,716	8,552	7,822	5,698	956	33	344	791
II 68A	Graphite Electrodes (tons)	1,890	1,919	601	2,234	11,330	10,386	7,906	1,319	25	403	733
II 68B	Other Graphite Goods ($1000)	244	564 s.t.h/	45	146	1,111	1,033	845	100	0	4	84
II 68C	Graphite Powder (tons)	697	373	283	627	1,732	1,358	874	126	0	0	358
II 69&70	Bearings ($1000)	3,391	5,000	383	1,834	8,183	5,557	4,894	150	0	-	513
II 78	Tires (1000 units)	541	k/	137	588	1,898	1,755	1,370	89	51	0	245
II 78	Tubes (1000 units)	507	k/	136	586	1,951	1,706	1,318	86	52	0	250
II 78A	Other Rubber Products ($1000)	2,473	i,h/	558	2,106	7,679	4,084	3,118	71	0	22	873
II 79	Hose ($1000)	2,158	i,h/	480	1,509	4,053	2,247	1,640	18	0	0	589
II 80	Sheet Fibre (tons)	987	336	561	1,332	3,938	2,871	1,499	496	3	147	729
II 81	Shock Absorber Cord (yds)	50,000	0	0	0	247,369	166,111	166,111	0	0	0	166,111
II 82	Metallic Cloth & Screen ($1000)	157	336	0	244	1,152	1,081	946	7	0	0	128
II 83	Condenser Paper (tons)	0	50	0	0	156	119	119	0	0	0	0
II 83A	Cigarette Paper (tons)	0	112	52	143	1,042	534	405	68	0	0	61
II 83B	Parchment & Other Paper (tons)	0	560	42	819	2,647	1,606	1,477	0	0	0	129
II 95A	Apparel except QM & Shoes ($1000)	78	i/	44	180	444	245	156	23	0	0	66
II 95B	Rubber Boots & Shoes ($1000)	53	i,h/	*	*	981	*					
II 95C	Footwear except QM ($1000)	165	i/	*	*	699	*					
II 96A	Textiles except QM ($1000)	11	i/	0	4	183	140	123	8	0	9	0
II 96B	Fish Nets (Tons)	159	i/	-	95	290	150	150	0	0	0	0
II 96C	Rope (tons)	1,158	i/	0	481	2,189	1,483	1,467	0	0	16	0
II 97	Raw Cork (tons)	0	i/	0	0	62	62	62	0	0	0	0
II 35C	Non-Metallic Mineral&Prods.($1000)	53	i/	5	86	392	338	266	61	0	0	11
II 35	Misc. Mat'ls & Prods. ($1000)	248	i/	27	216	859	482	432	3	20	0	27

Notes: All Tons are 2000 lbs. net weight.

* Data not available
** Estimated

a/ From production or assignments in addition to quantities made available but not exported at end of Second Protocol period and after deductions of quantities repossessed or diverted before export.
b/ Offerings selected by U.S.S.R. are in excess of the aggregate of shipping commitments and reasonable stocks. Production control provisions of the protocol are being exercised and will reduce production below offerings in many instances. Offerings for which no monthly schedules are quoted in the protocol have been computed on the basis of proportional time elapsed.
c/ From production or assignments after deductions of quantities repossessed or diverted before export.
d/ Includes shipments for clearance through Persian corridor reported arrived in Persian Gulf.
e/ 1943 discharge in U.K. considered as awaiting forwarding where specific information has not yet been tabulated.
f/ Reoffering of quantities undelivered under Second Protocol.
i/ Included in blanket offering for Miscellaneous Materials and Products.
k/ Data not available in units of offering.
g/ Food and petroleum products made available to meet shipping schedules.
h/ Contained rubber applicable to offering to 10/31/43 of 13,440 s.t. of crude, synthetic and reclaimed rubber in various forms except as contained in military items.

DECLASSIFIED
State Dept. Letter, 1-11-72
By [illegible] Date FEB 2 1972

SECRET

Chart 4

Ref.	Item	Third Protocol Performance July 1, 1943 to Oct. 31, 1943		Exported		Cumulative Performance - 1st, 2nd and 3rd Protocols October 1, 1941 to October 31, 1943						
		Made Available a/	Offered to be made Available b/	During Oct. 1943	During Third Protocol Period 7/1/43 to 10/31/43	Made Available c/	Exported	Arrived d/	Lost	Diverted to Others After Export e/	In U. K. Awaiting Forwarding g/	Balance En Route Oct. 31 1943 e/
	Industrial Equipment											
II 15A	Carbide Tips and Blanks ($1000)	747	-	324	819	2,035	1,725	1,151	10	0	0	564
II 15B1	Metal Cutters, Dies, etc. ($1000)	3,189	-	895	2,693	18,570	16,729	15,634	42	0	3	1,050
II 15B2	Portable Metal Cutting Machines ($1000)	35	-	1	28	142	121	115	4	0	0	2
II 15B3	Other Cutting & Boring Tools ($1000)	330	-	109	755	3,601	3,529	3,350	58	0	0	121
II 15C	Precision Measuring Tools ($1000)	403	-	38	393	808	645	596	1	0	0	48
II 62	Metal Cutting Machine ($1000)	57,150**	-	9,077	47,825	202,450**	132,586	104,173	6,826	0	3,955	17,632
	Tools (Units)	(6,250)**	-	(979)	(6,298)	(22,150)**	(18,363)	(14,540)	(969)	(0)	(515)	(2,338)
II 63	Electric Furnaces ($1000)	3,296	-	929	1,980	7,916	7,062	5,403	599	0	97	963
	(Units)	(100)	-	(16)	(75)	(392)	(373)	(315)	(37)	(0)	(5)	(16)
II 64A	Steel Rolling Mills & Equipment ($1000)	804	-	20	27	1,126	353	333	0	0	0	20
II 64B	Presses, Forges, etc. ($1000)	12,400**	-	888	3,029	36,850**	17,723	14,345	828	26	1,121	1,403
II 64C	Drawing Machines ($1000)	230	-	0	0	230	0	0	0	0	0	0
II 65A	Excavating Equipment ($1000)	2,015	-	372	3,142	12,943	10,549	7,120	334	0	2,478	617
II 65B	Trunk & Tractor Cranes ($1000)	153	-	261	582	2,373	1,965	1,342	28	0	334	261
II 65C	Other Cranes ($1000)	3,939	-	848	1,525	6,715	3,334	2,266	51	0	112	905
II 65D1	Compressors ($1000)	2,598	-	810	1,855	6,734	4,145	2,786	286	0	182	891
II 65D2	Fans, Blowers, etc. ($1000)	71	-	34	61	109	65	31	0	0	0	34
II 65E	Pumps ($1000)	2,456	-	169	583	4,888	2,364	1,841	169	0	159	195
II 65F	Mining & Metallurgy Equip.($1000)	2,845	-	335	1,194	6,206	2,544	1,954	59	0	118	413
II 65G	Blast Furnace Equipment ($1000)	412	-	0	24	492	32	14	0	0	0	18
II 65H	Welding Equipment ($1000)	1,594	-	92	475	3,175	1,130	823	50	0	0	257
II 65I	Valves & Fittings ($1000)	1,429	-	127	320	3,238	1,667	1,202	54	0	0	211
II 65J	Pneumatic Tools ($1000)	1,245	-	216	923	3,279	2,128	1,912	0	0	0	216
II 66	Control Instruments & Test Equipment ($1000)	382	-	32	219	693	487	422	25	0	7	33
II 140	Special Power Program ($1000)	19,325	-	4,706**	19,053**	38,209	24,728**	17,993**	0	0	15	6,720
II 140A	Ind. Boiler Program for Power ($1000)	3,689	-	9	724	4,699	724	715	0	0	0	9
II 65K33B	Block Signal System ($1000)	258	-	0	0	258	0	0	0	0	0	0
	Auxiliary Industrial Equipment											
II 65K1	Engines & Turbines except Marine ($1000)	27	-	41	103	1,630	1,630	1,418	133	0	18	61
II 65K2	Ind. Trucks & Tractors ($1000)	220	-	79	364	3,100	2,445	2,063	78	-	225	79
II 65K3	Mechanical Power Trans. Equipment ($1000)	1,671	-	527	835	2,825	1,407	734	31	0	0	642
II 65K4	General Purpose Equip. ($1000)	149	-	0	27	272	149	149	0	0	0	0
II 65K5	Elec. Motors, Gen. etc ($1000)	2,975	-	771	1,647	9,753	5,107	4,070	121	3	57	856
II 65K6	Transformers, etc. ($1000)	1,153	-	210	298	1,938	618	408	0	0	0	210
II 65K7	Elec. Dist. & Control Equip. ($1000)	527	-	62	342	2,222	1,480	1,377	43	23	20	17
II 65K8	Electric Ovens ($1000)	0	-	0	3	4	4	4	0	0	0	0
II 65K9	Electric Lamps ($1000)	14	-	0	39	101	55	54	-	0	0	1
II 65K10	Electric Appliances ($1000)	0	-	0	0	12	5	5	-	0	0	0
II 65K11	Misc. Elec. Products ($1000)	124	-	0	33	678	247	228	0	0	19	0
II 65K12	Food Products Machinery($1000)	248	-	4	28	501	124	112	9	0	0	3
II 65K13	Textile Machinery ($1000)	10	-	0	0	532	526	441	85	0	0	0
II 65K14	Paper Ind. Machinery ($1000)	132	-	0	106	453	344	339	0	0	5	0
II 65K15	Printing Machinery ($1000)	0	-	0	0	44	44	44	0	0	0	0
II 65K16	Tire & Rubber Machinery ($1000)	2,824	-	257	2,019	9,681	5,204	4,607	0	0	0	597
II 65K17	Woodworking Machinery ($1000)	184	-	33	126	433	292	248	12	0	0	32
II 65K18	Petroleum Refinery Equip. ($1000)	17,250**	-	4,085	30,406	36,750**	34,084	24,066	262	0	45	9,711
II 65K19	Glass Ind. Machinery ($1000)	136	-	0	10	174	10	10	0	0	0	0
II 65K20	Chemical Ind. Machinery ($1000)	490	-	0	1	729	18	18	0	0	0	0
II 65K21	Gas Producing Machines ($1000)	793	-	57	206	2,219	672	571	0	0	0	101
II 65K22	Other Special Machines ($1000)	1,256	-	42	611	2,514	1,569	1,515	5	0	0	49
II 65K22A	Cartridge Mfg. Lines ($1000)	463	-	496	1,710	12,173	11,376	10,528	17	0	134	697
II 65K23	Smelting & Casting Equip.($1000)	174	-	10	114	791	248	213	0	0	0	35
II 65K24	Non-ferrous Rolling Mills ($1000)	1,113	-	26	784	6,578	5,025	4,925	0	0	1	99
II 65K25	Misc. Metal Working Equip.($1000)	921	-	720	845	1,772	948	129	8	0	0	811
II 65K26	Attach.for Machine Tools ($1000)	146	-	25	153	1,017	751	648	17	0	14	72
II 65K27	Agricultural Machines ($1000)	125	-	0	83	153	92	92	0	0	0	0
II 65K28	Oil Well Drilling Equip.($1000)	1,247	-	220	2,378	4,582	3,646	3,198	0	0	14	434
II 65K29	Rock Boring Equip. ($1000)	386	-	0	0	400	14	13	0	0	1	0
II 65K30	Construction Machinery ($1000)	28	-	0	135	338	321	186	0	0	0	135
II 65K31	Office Machines ($1000)	0	-	0	0	49	48	48	0	0	0	0
II 65K32	Misc. Machines ($1000)	586	-	87	283	1,195	429	340	0	0	2	87
II 65K33	Communication Equip. ($1000)	3,176	-	887	1,027	4,116	1,637	731	9	0	10	887
II 65K33A	Teletype Apparatus ($1000)	239	-	60	278	816	296	100	0	0	0	196
II 65K34	Ind. P.R. Trans. Equip.($1000)	535	-	171	339	2,082	805	588	0	0	0	217
II 65K35	Motor Vehicles & Parts ($1000)	8	-	0	6	166	160	157	3	0	0	0
II 65K36	Refrigerator Equipment ($1000)	16	-	0	12	27	12	12	0	0	0	0
II 65K37	Lighting Fixtures ($1000)	12	-	3	68	255	255	197	32	0	0	26
II 65K38	Photographic Equipment ($1000)	128	-	12	209	1,529	1,162	684	75	0	391	12
II 65K39	Indicating & Other Instr.($1000)	649	-	71	453	2,279	1,738	1,627	35	0	0	76
II 65K40	Professional Instruments ($1000)	68	-	19	218	799	714	658	37	0	0	19
II 65K41	Misc. Equip. N.E.S. ($1000)	64	-	2	73	403	350	314	34	0	0	2
II 65K42	Hand Tools ($1000)	5	-	0	13	153	142	133	8	0	0	1
	Total Auxiliary Equip. ($1000)	40,272**	-	8,977	46,385	118,238**	86,203	68,002	1,054	26	956	16,165
	Total Industrial Equip. ($1000)	161,267**	144,900	29,269	134,614	485,977**	322,338	253,523	10,478	52	9,537	48,748
II 110	Locomotives (Units)	70	0	0	0	70	0	0	0	0	0	0
II 111	Flat Cars (Units)	1,388	800	2	2	1,388	2	0	0	0	0	0

Notes: ** Estimated

a/ From production or assignments in addition to quantities made available but not exported at end of Second Protocol period and after deductions of quantities repossessed or diverted before export.

b/ Offerings selected by U.S.S.R. are in excess of the aggregate of shipping commitments and reasonable stocks. Production control provisions of the protocol are being exercised and will reduce production below offerings in many instances. Offerings for which no monthly schedules are quoted in the protocol have been computed on the basis of proportional time elapsed.

c/ From production or assignments after deductions of quantities repossessed or diverted before stock.

d/ Includes shipments for clearance through Persian corridor reported arrived in Persian Gulf.

e/ 1943 discharge in U.K. considered as awaiting forwarding where specific information has not yet been tabulated.

DECLASSIFIED
State Dept. Letter, 1-11-78
By J. Schaublin Date FEB 2 1972

SECRET

Ref.	Item	Third Protocol Performance July 1, 1943 to Oct. 31, 1943: Made Available a/	Third Protocol Performance July 1, 1943 to Oct. 31, 1943: Offered to be made Available b/	Exported: During Oct. 1943	Exported: During Third Protocol Period 7/1/43 to 10/31/43	Cumulative Performance - 1st, 2nd and 3rd Protocols October 1, 1941 to October 31, 1943: Made available c/	Exported	Arrived d/	Lost	Diverted to Others After Export e/	In U. K. Awaiting Forwarding g/	Balance En Route Oct. 31 1943 h/
	Foodstuffs (All Units in Tons)											
IV 1	Wheat & Flour	-	-	14,017	52,574	-	343,797	317,932	2,894	5,327	0	17,634
IV 2	Sugar	-	-	14,644	78,404	-	277,334	224,177	15,541	11,751	0	25,865
IV 3	Canned Meats	-	-	20,594	88,700	-	324,263	257,273	16,842	14,842	581	34,725
IV 4A	Cured Meats	-	-	78	3,611	-	15,798	14,754	499	302	0	243
IV 4B	Fat Cuts	-	-	15,191	44,688	-	148,144	124,695	2,892	4,869	0	15,688
IV 5	Lard	-	-	3,983	19,011	-	88,770	62,899	6,202	16,846	0	2,823
IV 6	Vegetable Oil	-	-	4,679	51,156	-	182,750	171,718	355	2,274	0	8,403
IV 7	Soap	-	-	98	958	-	5,762	5,553	111	0	0	98
SP 100	Miscellaneous Foods	-	-	339	2,943	-	4,143	3,526	3	0	0	614
SP 101	Cereals & Prods. Other than Wheat	-	-	2,476	28,241	-	89,750	80,030	1,065	253	0	8,402
SP 102	Fodder	-	-	0	3,259	-	5,176	5,176	0	0	0	0
SP 103	Canned Fruits & Vegetables	-	-	9	547	-	2,219	2,135	75	0	0	9
SP 104	Dried Fruits & Vegetables	-	-	6,519	24,007	-	136,896	98,754	6,993	22,993	0	8,156
SP 105	Whole Fruits & Vegetables	-	-	0	1,082	-	1,156	1,156	0	0	0	0
SP 106	Cheese	-	-	877	2,961	-	6,682	5,309	295	0	0	1,078
SP 107	Butter	-	-	3,681	21,772	-	33,475	29,263	365	735	0	3,112
SP 109	Condensed & Evaporated Milk	-	-	405	4,306	-	9,606	8,619	188	0	0	799
SP 110	Salt	-	-	0	184	-	1,720	1,720	0	0	0	0
SP 111	Dried Eggs	-	-	2,174	7,694	-	38,908	25,586	4,137	5,296	0	3,889
SP 112	Concentrated Foods	-	-	810	3,090	-	4,230	2,781	0	0	0	1,449
SP 113	Vitamins	-	-	4	23	-	290	254	0	36	0	0
SP 114	Dried Milk & Milk Powder	-	-	3,235	8,313	-	25,082	15,606	449	4,394	0	4,633
SP 115	Concentrated Citrus Juices	-	-	-	1,343	-	2,051	1,787	0	0	0	264
SP 116	Vegetable Pastes & Dehyd. Soups	-	-	1,839	4,939	-	5,141	2,246	30	0	0	2,885
SP 117	Tea	-	-	43	138	-	760	752	0	0	0	8
SP 118	Coffee	-	-	2	555	-	3,320	2,758	0	560	0	2
SP 119	Dehydrated Meats	-	-	412	669	-	1,380	1,211	0	0	0	169
SP 120	Seeds	-	-	0	29	-	10,042	9,995	18	0	0	29
SP 122	Yeasts	-	-	124	251	-	559	405	0	112	0	42
SP 123	Oleomargarine	-	-	6,644	16,583	-	21,345	9,552	345	0	0	11,448
SP 124	Dehydrated Fruits & Vegetables	-	-	130	606	-	1,099	953	0	0	0	146
	Total Foodstuffs	472,637g/	607,076	103,017	472,637	1,791,668g/	1,791,668	1,488,575	59,299	90,600	581	152,613
	Naval Stores & Marine Equipment											
VI 1	Marine Diesel Engines	211	(517g/)2	62	237	689	596	510	9	0	0	87
VI 2	Marine Gasoline Engines	984	(156g/)0	41	929	2,837	2,167	1,775	46	0	65	281
VI 4	Outboard Motors	250	0	150	250	450	450	300	0	0	0	150
VI 5	Dry Cargo Vessels Transferred	4	0	0	4	57	57					
VI 6	Tankers Transferred	4	0	1	4	11	11					
VI 7	Minesweepers	10	(10g/) 0	1	10	10	10					
VI 9	Submarine Chasers	12	0	0	12	12	12					
VI 10	Landing Boats	0	0	0	30	30	30	28	0	0	0	2
VI 11	Motor Torpedo Boats	1	0	1	1	13	13	2	3	7	0	1
VI 12	3"/50 Cal. D.P. Deck Guns	64	0	57	153	-	229	85	6	0	36	102
VI 13	5"/38 Cal. D.P. Guns	43	0	16	32	-	32	6	0	0	0	26
VI 16	.50 Cal. Twin Machine Guns	224	200	25	255	-	255	230	0	0	0	25
VI 17	Oerlikon Guns	478	0	100	678	1,478	1,458	997	111	150	0	200
VI 18	Ammunition for Naval Arm.	Furnished with armament according to U. S. Standards.										
VI 19	Storage Batteries for Subs	5	(15g/) 0	0	1	21	16	13	3	0	2	1
VI 20	Diesel Generators & Gen. Comps.	13	(800g/)17	0	85	259	246	239	0	0	0	7
VI 21	Gas Engine Generators	0	100	0	0	0	0	0	0	0	0	0
VI 22	Marine Turbo Generators	0	(104/) 0	0	0	14	4	4	0	0	0	0
VI 23	Elec. Motors, Motor Gen. & Gen.	571	(1210g/)347	149	288	571	288	288	0	0	0	288
VI 24	Portable Water Pumps	35	0	0	6	41	6	6	0	0	0	0
VI 25	Marine Pumps Non-Portable	80	(257g/) 0	0	0	81	0	0	0	0	0	0
VI 25A	Marine Turbo-Pumps	37	0	9	37	68	37	29	0	0	0	8
VI 30	Elec. & Pneumatic Underwater Tools (sets)	0	0	0	0	200	200	0	0	0	0	0
VI 31	Portable Electric Stations	60	0	2	10	72	10	8	0	0	0	2
VI 32	Jetting Equip. for Salvage (sets)	0	(20g/) 0	0	0	0	0	0	0	0	0	0
VI 33	Vertical Steam Boilers	5	(10g/) 0	0	0	8	3	2	0	0	0	1
VI 34	Submarine Rescue Chambers	1	(1g/) 0	0	1	1	1	1	0	0	0	0
VI 35	Windlasses w/Motors	4	(5g/) 0	0	0	4	0	0	0	0	0	0
VI 36	Elec. Ventilating Sets	603	(649g/) 0	0	104	603	225	225	0	0	0	0
VI 37	Marine Turbo-Ventilators	6	(8g/) 0	12	20	32	20	8	0	0	0	12
VI 39	Towing Winches	0	(10g/) 0	0	0	0	0	0	0	0	0	0
VI 40	Rotary & Changeover Switches	0	(3000g/) 0	0	850	4,365	850	850	0	0	0	0
VI 41	Watertight Junction Boxes	240	(240g/) 0	140	162	240	162	22	0	0	0	140
VI 42	Auxiliary Equip. for Ships (Sets)	-	(10g/) 0	-	-	-	-	0	0	0	0	20
VI 43	Elec. Instruments & Fixtures ($1000)	29	34	29	29	31	31	2	0	0	0	29
VI 45	Winter Diving Suits	20	0	0	0	20	0	0	0	0	0	0
VI 99A	Misc. Stores ($1000)	*	0	210	1,335	*	2,465	2,147	0	0	0	318
VI 99B	Other Marine Mech. & Equip. ($1000)	*	0	42	149	*	361	275	0	0	13	73
VI 99C	Other Elec. Mech. & Equip. ($1000)	*	0	1	253	*	293	293	0	0	0	0
VI 99D	Optical & Navig. Instr., etc. ($1000)	*	0	6	31	*	49	43	0	0	0	6
VI 99E	Other Radio Equip. ($1000)	*	0	4	215	*	707	702	1	0	0	4
VI 99F	Naval Aircraft Equip. ($1000)	*	0	0	0	*	0	0	0	0	0	0
VI 99G	Torpedo Equip. ($1000)	*	0	0	0	*	137	17	0	0	120	0

In addition to the above Soviet Vessels have been repaired and armed in U. S. ports and supplied with stores and equipment for their return voyages.

Notes: All Tons are 2000 lbs. net weight.

* Data not available.

a/ From the production or assignments in addition to quantities made available but not exported at end of Second Protocol period and after deductions of quantities repossessed or diverted before export.

b/ Offerings selected by U.S.S.R. are in excess of the aggregate of shipping commitments and reasonable stocks. Production control provisions of the protocol are being exercised and will reduce production below offerings in many instances. Offerings for which no monthly schedules are quoted in the protocol have been computed on the basis of proportional time elapsed.

c/ From production or assignments after deductions of quantities repossessed or diverted before export.

d/ Includes shipments for clearance through Persian corridor reported arrived in Persian Gulf.

e/ 1943 discharge in U.K. considered as awaiting forwarding where specific information has not yet been tabulated.

f/ Reoffering of quantities undelivered under Second Protocol.

g/ Contained rubber applicable to offering to 10/31/43 of 13,440 s.t. of crude, synthetic and reclaimed rubber in various forms except as contained in military items.

DECLASSIFIED
State Dept. Letter, 11-18
By J. Bakunas Date FEB 2 1972

DECLASSIFIED
State Dept. Letter, 1-11-72
By J. Schauble Date FEB 2 1972

SECRET

PROGRESS OF INDUSTRIAL PROJECTS FOR THE U.S.S.R.
As of Oct. 31, 1943

Petroleum Refinery Program

This project was developed under the Second Protocol to replace Soviet facilities destroyed by the German Army. It was designed to produce aviation gas, motor gas and lubricating oils. The cost is expected to be approximately $39,000,000. Approval has been given under the Third Protocol to additions, having an estimated cost value of $25,150,000. Engineering on the additions has been started.

The Second Protocol Program is nearly complete. Out of an estimated 155,000 short tons comprising the program, 145,000 short tons had been made available at plant by October 31st, and 128,000 short tons had been exported. The tonnage yet to be supplied is primarily valves, instruments, spare parts and tank cars which will be made available before the end of the year. Eight U. S. engineers have arrived in the U.S.S.R. to aid in construction. More will follow.

Tire Production Program

This $6,000,000 project is to permit the Soviet Government to produce a minimum of 1,000,000 military tires per year from their own supplies of synthetic rubber and natural rubber obtained from shrubs. To utilize idle American equipment, the tire plant of the Ford Motor Company has been purchased; all of this equipment has been dismantled and shipped. Ninety-five percent of the new equipment to supplement the Ford plant has been shipped from suppliers; the remaining 5% will be made available from production by January, 1944. Engineers are being retained to aid in installations. There is now being considered a request to supply raw material handling equipment to be used in conjunction with this plant.

Automatic Block Signal System

This $12,000,000 project is to permit automatic signal operation of a portion of the U.S.S.R. railroad system. The equipment when installed will permit greater carrying capacity on existing rail facilities without increase of rolling stock. The system will consist of signal and signal operating equipment for 3000 km of track: 455 km single track alternating current supply, 1162 km single track storage battery supply, 800 km single track primary battery supply and 583 km double track storage battery supply. Equipment is being made available at the manufacturers' plant for export. Arrangements are being made to export 4000 tons in December.

Power Program

Steam and Diesel generating equipment and industrial boilers called for under the Second Protocol have been made available to the extent of 99% of the program. Miscellaneous equipment, valves and special piping will be made available in November. A considerable tonnage of this program has been exported.

Power equipment under the Third Protocol has been approved and is now being placed under contract. The program consists of 327,700 KW - steam generating equipment; 168,925 KW - Diesel generating equipment; 54,500 KW - Hydro-electric equipment.

DECLASSIFIED
State Dept. Letter, 1-11-72
By J. Schauble Date FEB 2 1972

SECRET

STATEMENT OF VESSELS SAILED TO U.S.S.R.

As of Oct. 31, 1943

Date of Sailing	Number of Ships Sailing				Total	Arrived	En Route as of Oct. 31	Cargo Disch. in U.K.	Lost	Losses by Month
	For North Russia	For Persian Gulf	For Soviet Arctic	For Soviet Far East						
1941 Oct	10	-	-	5	15	14	-	-	1	-
Nov	9	1	-	3	13	12	-	-	1	-
Dec	14	7	-	4	25	22	-	-	3	1
1942 Jan	20	-	-	4	24	19	-	1	4	3
Feb	13	2	-	4	19	16	-	-	3	1
Mar	31	6	-	6	43	32	-	4	7	9
Apr	62	6	-	10	78	46	-	13	19	-
May	14	10	-	7	31	21	-	4	6	6
Jun	8	11	6	9	34	27	-	-	7	6
Jul	2	5	16	12	35	34	-	-	1	16
Aug	11	5	1	19	36	33	-	-	3	1
Sep	4	8	-	17	29	29	-	-	-	10
Oct	-	13	-	19	32	32	-	-	-	-
Nov	-	8	-	26	34	32	-	-	2	3
Dec	4	11	-	24	39	38	-	1	-	-
1943 Jan	12	12	-	22	46	38	-	8	-	-
Feb	22	7	-	28	57	35	-	20	2	1
Mar	1	19	-	26	46	44	-	1	1	2
Apr	-	18	-	37	55	54	-	-	1	1
May	-	15	4	44	63	62	-	-	1	-
Jun	-	4	5	45	54	54	-	-	-	2
Jul	-	17	16	24	57	57	-	-	-	-
Aug	-	24	7	38	69	64	3	-	2	2
Sep	-	27	-	50	77	45	32	-	-	-
Oct	10	25	-	27	62	4	58	-	-	-
Nov										
Dec										
Total Oct. 1941 to Oct. 31, 1943	247	261	55	510	1,073	864	93	52*	64	64

* 22 vessels discharged in 1942. All of the cargo has been forwarded or diverted to others. 30 vessels discharged in April, 1943. Cargo is being on-carried, stored, or diverted.

Of the 1,073 sailings from October 1, 1941 to October 31, 1943, 472 were made by American vessels, 409 by Soviet vessels, 174 by American vessels transferred to Soviet registry, 17 by British vessels and 1 by a Swedish vessel. In addition to the 1,073 sailings, there were 103 ships that loaded partial cargoes in the U.S. for the U.S.S.R. In addition to the 64 ships shown above as lost, several ships have been sunk on their return voyages.

DECLASSIFIED
State Dept. Letter, 1-11-72
By J. Schauble Date FEB 2 1972

SECRET

STATEMENT OF CARGO SHIPPED TO U.S.S.R.
As of Oct. 31, 1943
(Thousands of Gross Long Tons)

Month	For North Russia	For Persian Gulf		For Soviet Arctic	For Soviet Far East		Total	Arrived	En Route as of Oct. 31	Cargo on Hand or Diverted In U. K.	Lost	Losses by Month
		Full Cargoes	Partial Cargoes		Full Cargoes	Partial Cargoes						
1941 Oct	48	-	-	-	17	-	65	62	-	-	3	-
Nov	41	3	-	-	14	-	58	55	-	-	3	-
Dec	50	10	-	-	11	-	71	63	-	-	8	3
1942 Jan	63	-	-	-	26	-	89	72	-	1	16	9
Feb	66	4	1	-	20	-	91	76	-	-	15	5
Mar	171	17	1	-	25	-	214	163	-	5	46	42
Apr	376	21	-	-	38	-	435	267	-	40	128	-
May	92	79	8	-	33	-	212	141	-	19	52	38
Jun	55	84	7	18	31	-	195	139	-	-	56	55
Jul	14	38	25	47	58	1	183	174	-	-	9	114
Aug	69	40	25	2	83	-	219	197	-	-	22	7
Sep	28	63	9	-	79	-	179	179	-	-	-	65
Oct	-	109	12	-	108	-	229	229	-	-	-	2
Nov	-	66	5	-	106	1	178	165	-	-	13	17
Dec	29	83	9	-	122	-	243	236	-	7	-	2
1943 Jan	73	83	4	-	98	-	258	210	-	48	-	2
Feb	164	40	-	-	129	-	333	168	-	150	15	9
Mar	9	131	-	-	123	-	263	246	-	9	8	16
Apr	-	139	5	-	194	-	338	331	-	-	7	7
May	-	112	9	13	217	-	351	344	-	-	7	-
Jun	-	25	4	16	229	1	275	275	-	-	-	15
Jul	-	117	9	57	153	-	336	336	-	-	-	-
Aug	-	173	4	31	262	-	470	441	15	-	14	14
Sep	-	194	4	-	313	-	511	282	229	-	-	-
Oct	66	187	6	-	181	-	440	36	404	-	-	-
Nov												
Dec												
Total Oct. 1941 to Oct. 31, 1943	1,414	1,818	147	184	2,670	3	6,236	4,887	648	279	422	422

DISTRIBUTION OF TONNAGE SHIPPED TO OCT. 31, 1943 BY REGISTRY OF SHIPS

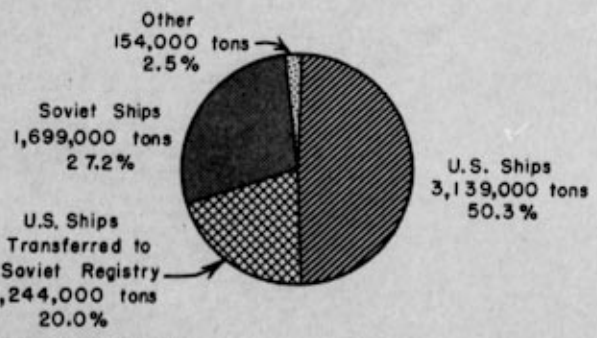

DATA ARE GROSS LONG TONS